

**GNE**  
GREAT NORTHERN EQUIPMENT

**K&M**  
Manufacturing

*Trusted Manufacturer and  
B2B Wholesale Distributor  
of Power Equipment, Job Tools,  
Replacement Seats, Honda Engines,  
and Parts*

# 2025 FALL PROGRAM

*Wholesale for Rental and Resellers*

**MULTI-LEVEL PRICING / TERMS / HOT BUYS**

**Visit GNEDI.COM**

to see our full online assortment of  
**OVER 80,000 PRODUCTS & PARTS**

**NEW  
PRODUCT  
LINES  
FOR 2025!**



PROMO CODE: **PRO-FALL**

Valid through 10/31/25

**THREE WAYS TO ORDER:** [gnedi.com](http://gnedi.com) | [sales@gnedi.com](mailto:sales@gnedi.com) | (800) 822-0295

# TABLE OF CONTENTS

USE PROMO CODE: **PRO-FALL** WHEN ORDERING

Valid Through 10/31/25

## BY CATEGORY

<b>TREE CARE EQUIPMENT</b> .....5	
Tree Care Equipment.....5	
<b>LAWN &amp; GARDEN</b> .....10	
Garden Equipment.....10	
Landscaping Equipment.....14	
<b>REPLACEMENT SEATS</b> .....31	
Seats.....31	
<b>LED LIGHTING</b> .....39	
LED Lights.....39	
<b>AG &amp; TURF PARTS</b> .....44	
Tractor Accessories.....44	
<b>PUMPS</b> .....48	
Trash & Semi-Trash.....48	
Extended Run.....49	
Poly Transfer.....50	
Submersible.....52	
Discharge Hoses.....53	
Hose Accessories.....53	

<b>TOWING &amp; TRAILER PARTS</b> ..54	
Towing Equipment.....54	
<b>CONSTRUCTION</b> .....61	
Concrete Equipment.....61	
Flooring & Roofing.....70	
Post Drivers.....74	
Post Pullers.....76	
Drywall & Cabinet Lifts.....76	
Skid Steer Attachments.....77	
<b>HYDRAULICS</b> .....80	
Power Packs.....80	
<b>AIR COMPRESSORS</b> .....82	
Wheelbarrow & Pontoon.....82	
Portable.....83	
<b>GENERATORS</b> .....84	
Inverter.....84	
Open Frame.....85	

<b>PRESSURE WASHERS</b> .....86	
Cold Water.....86	
Hot Water.....89	
Surface Cleaners & Access...92	
<b>COMMERCIAL HVAC</b> .....93	
Heatin & Cooling.....93	
<b>SPRAYERS</b> .....97	
Skid.....97	
Portable.....97	
Paint.....98	
<b>CLEANING &amp; RESTORATION</b> 100	
Air Cleaning Equipment.....100	
Air Movers & Vacuums.....100	
Carpet & Spot Extractors.....102	
Flood Pump.....102	
<b>PLUMBING</b> .....103	
Drain Cleaners.....103	
Inspection Cameras.....106	

<b>MATERIAL HANDLING</b> .....107	
Carts & Hand Trucks.....107	
Stair Crawlers & Lifts.....111	
<b>TOOLS &amp; SUPPLIES</b> .....114	
Fuel Containers.....114	
Automotive.....115	
Shop Presses.....117	
Stump Grinder Teeth.....119	
Sanding Supplies.....121	
Blades, Bits & Grinder Tools...122	
Engine Pulls & Cords.....123	
Safety.....125	
Chemical Cleaners.....127	
Multi-purpose Cleaners.....128	
Shop Tools.....129	
Removers & Lubricants.....130	
Oils & Fluids.....131	

## BY PRODUCT

Aerators.....20-24	
Air Compressors.....82-83	
Air Movers.....100-101	
Bed Sculptor.....16	
Blower Buggy Carrier.....23	
Blowers.....18	
Bolt Cutter.....129	
Broadcast Spreader.....22	
Brush Chippers.....6	
Brush Cutters.....9	
Carpet Extractors.....102	
Chemicals.....127-128	
Compost Spreader.....26	
Concrete Cleaner/Protector.....130	
Concrete Hand Tools.....67	
Concrete Saws.....68-69	
Concrete Screeds.....64	
Concrete Vibrators.....64	
Core Drills.....67	
Crack Cleaner.....14	
Cultipackers.....13	
Cultivators.....12	
Dethatchers.....15-21	
Drain Pipe Cleaners.....103-105	
Drywall Lifts.....76	
Earth Augers.....27-30	

Edgers.....14	
Engine Pulls & Cords.....123-124	
Floor Machines.....71-72	
Floor Sanders.....71	
Floor Stripper.....70	
Fluid Containers.....114	
Folding Platform.....113	
Garden Carts.....25	
Generators.....84-85	
Gloves.....126,129	
Ground Protection Mats.....70	
Hand Cleaners.....128	
Hand Trucks.....108-110	
Hoses.....53,92	
HVAC Units.....93-96	
Hydraulic Power Packs.....80-81	
Hydraulic Press.....117	
Hydraulic Lift Table Carts.....107	
Hydroxyl Generators.....100	
Inspection Cameras.....106	
Jacks.....115-117	
Lawn Rollers.....20	
Lawn Sweepers.....22	
Leaf PLOW.....23	
Leak Down Test Kit.....129	
LED Lights.....39-43	

Lifts.....111-113	
Log Splitters.....7-8	
Log Splitter Cover.....7	
Mixers.....61-63	
Motor Oil, Grease, Fluid.....130-131	
Moving Blanket.....113	
Moving Carts.....107-108	
Moving Straps.....113	
Mowers.....19	
Nail Guns.....73	
Ozone Generators.....100	
Pallet Jack.....110	
Plate Compactors.....65	
Plows.....11-14	
Post Drivers.....74-75	
Post Hole Digger.....26	
Post Pullers.....76	
Power Trowels.....66	
Pressure Washers.....86-92	
Pumps.....48-52	
Rake.....26	
Safety.....124-126	
Safety Barricade.....6	
Sanding Abrasives.....121	
Seats.....31-38	
Shingle Remover.....70	

Shop Tools.....129	
Skid Steer Attachments.....77-79	
Sod Cutter.....19	
Sod Kicker.....19	
Sprayers.....97-99	
Staple Guns.....73	
Stump Grinders.....5	
Stump Grinder Teeth.....119-120	
Sun Canopies.....24-25	
Tamping Rammers.....66	
Tillers.....10-11	
Towing Equipment.....54-60	
Tractor Accessories.....44-47	
Transporter Tray.....24	
Trenchers.....15-17	
Trimmer.....14	
Truck Loaders.....9	
Utility Carts.....110	
Utility Rope.....123	
Vacuums.....100-101	
Wheelbarrows.....26	
Wheel Dolly.....46	
Wire Installer.....15	
Wood Splitters, Manual.....8	

## PAYMENT TERMS

TOTAL	TERMS
< \$2,500	<b>Net 30</b>
\$2,501 - \$5,000	<b>Net 60</b>
\$5,001 - \$8,000	<b>Net 90</b>

TOTAL	TERMS
\$8,001 - \$12,000	<b>Net 120</b>
\$12,001 +	<b>Net 150</b>

### ONLINE PAYMENT PORTAL

Learn more on page 4.

## FREIGHT TERMS

### FREIGHT PROGRAM



WEIGHT	FEDEX SMALL PACKAGE
1 - 15 lbs.	<b>\$12.00</b>
16 - 30 lbs.	<b>\$25.00</b>
31 - 50 lbs.	<b>\$35.00</b>
51 - 70 lbs.	<b>\$45.00</b>
71 - 99 lbs.	<b>\$55.00</b>
100 - 150 lbs.	<b>\$75.00</b>
MudMixer	<b>FREE FREIGHT</b>

SALES VALUE	LTL
\$1 - \$2,500	<b>\$200.00</b>
\$2,501 - \$5,000	<b>8% of Total Invoice</b>
\$5,001 - \$8,000	<b>6% of Total Invoice</b>
\$8,001 - \$12,000	<b>4% of Total Invoice</b>
\$12,000 +	<b>FREE FREIGHT</b>

#### Additional Fees\*

Residential / Non-Dock / Limited Access Delivery:	\$100.00
Liftgate Fee:	\$75.00
Excess Length Charge:	\$150.00
High Freight Class:	\$150.00

\*Fees are added to existing freight costs

**\*PRICING/TYPOGRAPHICAL ERRORS:** GNE reserves the right to correct any typographical or pricing errors on any/all print/electronic media. Prices are subject to change without notice. **TERMS:** Discount terms cannot be paid for by credit/debit card. **AVAILABILITY:** HOT BUY Prices are only valid while supplies last. **QUALIFYING ORDERS:** Unit quantity discounts to receive freight and term incentives is restricted to qualifying units. For questions, please contact our Inside Sales Team at 800-822-0295. Please note, if your order has Extraordinary delivery requirements it may necessitate an additional shipping fee. Island, mountain, and rural/ remote location deliveries are subject to longer delivery times than normal, and additional fees and possible cancellation when outside our delivery zone.



Financing as low as 0% APR through Sheffield Financial on Brave, Iron & Oak, Dosko, and Maxim brand equipment!



**(800) 822-0295**  
sales@gnedi.com







Great Northern Equipment Distributing, Inc. (GNE) is a leading manufacturer and B2B wholesale distributor of top-quality outdoor power equipment, professional and DIY job tools, aftermarket ag, construction, and turf equipment seats and parts, Honda engines, and service parts. Since we began in 1983, our commitment has been to understand our customers' businesses and work together to develop a complete product and support solution. We proudly serve independent, regional, and national resellers and rental centers, and OEMs powered by Honda engines.

## Your Partner for Growth



### Assortment

#### Quality Manufacturing and Sourcing

- ✓ Our consumer and commercial-grade products are renowned for their performance and durability. Our product development team carefully selects our assortment to meet customer expectations.

#### Strong In-Stock Positioning

- ✓ Stay ahead in a dynamic market with our strong in-stock positioning. We ensure a reliable and consistent supply to meet your immediate and ongoing needs.

#### Accessible Replacement Parts

- ✓ Minimize downtime and ensure operational continuity with quick access to replacement parts.



### Profitability

#### Affordable and Competitive Prices

- ✓ Our efficiency, use of current technology, strategic planning, and knowledgeable staff allow us to keep our costs down and pass the savings on to you.

#### Multi-Level Quantity Discount

- ✓ Unlock significant cost savings with our tiered quantity discounts. Buy in bulk for the best pricing.

#### Excellent Margin Potential

- ✓ Our product assortment and strategic sourcing offer excellent margin potential and strong market demand, ensuring a competitive return on your investment.



### Procurement

#### Multiple Ordering Channels

- ✓ Utilize our various ordering channels tailored to simplify your procurement process and ensure smooth and secure transactions.

#### Favorable Payment Options

- ✓ Experience financial flexibility with our accommodating terms and payment options, complemented by a convenient online portal for easy account balance viewing and payments.

#### Broad EDI Capabilities

- ✓ Streamline your business processes with our broad EDI capabilities, ensuring seamless communication and data exchange with partners for enhanced efficiency.



### Distribution

#### Fast Shipping and Dropship Service

- ✓ We ship 98% of all orders within 24 business hours. Plus, in-stock parts and small package orders placed by 2 p.m. CST ship the same day. Need to ship directly to your customers? Our reliable dropship service covers all products, accessories, and parts.

#### Optimized Freight Terms

- ✓ Optimize shipping costs and logistics efficiency with our transparent and customer-friendly freight terms, ensuring reliable and cost-effective delivery.

#### Efficient Pallet / Truckload Programs

- ✓ Our distribution team is skilled at minimizing shipping costs and meeting each customer's specific routing requirements.



### Support

#### Dedicated Sales and Service Team

- ✓ We are committed to delivering outstanding service and providing an excellent overall experience while building long-lasting customer relationships.

#### Robust Warranty and Technical Support

- ✓ Exceptional post-purchase support by our team of technical product experts demonstrates our commitment to service excellence.

#### Comprehensive Marketing Support

- ✓ Empower your sales team and engage customers with our marketing support, which includes insights and analytics, in-store signage, and POP materials.

## CONTACT US

We are dedicated to building long-term relationships with our customers and helping you expand your business. We are confident that you will attract more customers, increase revenue and grow your bottom line when you partner with GNE.

**Call: 1-800-822-0295**

**Email: [sales@gnedi.com](mailto:sales@gnedi.com)**

**Web: [www.gnedi.com](http://www.gnedi.com)**

# GNE Website Features and Benefits



Designed with you in mind, our website provides an enhanced customer experience with key features you need to effectively operate your business in an expanding digital world.

**[WWW.GNEDI.COM](http://WWW.GNEDI.COM)**



## **A Single Website to Service ALL Your Business Needs**

- Conduct all your business with GNE via an enhanced dealer portal.
- Secure online ordering with direct integration into the back-office for expedited order processing and shipping.
- Website available 24/7/365 for your convenience.



## **Our Full Product Assortment Available Online**

- Access our entire product catalog online, including power equipment, job tools, Honda engines, and parts.
- Browse or search by product category, brand, or SKU to view product information, create a shopping cart, and place your orders.
- Continually expanded product assortment and updated content, including new products and specials offers.



## **Secure Access to Your Product Cost and MSRP**

- Sign in and view your specific product cost and suggested retail price to calculate your margins.
- Buy more, save more with multi-level pricing.
- View sales restrictions based on your customer type and ship-to location.



## **View Real-Time Product Stock Availability**

- View product inventory in real-time for up-to-the-minute stock availability.
- Thousands of products in stock and ready to ship.
- Be better informed of lead times to receive your order.



## **Robust Account Management**

- View your open orders and order history.
- View your invoices and make payments to your account balance.
- View your saved shopping carts/quotes.



## **Self-Service Support**

- Easy product registration and warranty claim submission for hassle-free service.
- Intuitive product owner's manual and parts lookup for convenient parts ordering.
- Helpful product guides and configurators to ensure the right product fit.

## **PAYMENT PORTAL**

Make secure payments via credit/debit cards or ACH transfers to ensure your invoices are settled promptly and securely.

Visit **[www.gnedi.com/payment-portal](http://www.gnedi.com/payment-portal)** to learn more.



## Stump Grinders

### Walk-Behind Grinders

- Teeth can be rotated in three 120° increments for fresh cutting edges
- Engine features Cyclone Air Filter (200-6HC, 337-13HC) and oil shut down sensor
- Direct belt drive
- Unique side discharge frame automatically removes cuttings out and away from the machine
- Concave "dish" cutting edge that shears rather than shreds
- All units feature durable Honda engines



**With Swiveling Head!**



200-6HC



337-13HC



337S-13HC



691SP-20HE



620-20HE



**STUMP GRINDER TEETH ON  
PAGES 119 - 120**

## HOT BUYS

ITEM#	Type	Engine	Greenteeth	Wheel RPM	Cutting Cap. (Above Grade)	Cutting Cap. (Below Grade)	Retail	DEALER	Qty 1	Qty 4
200-6HC	Mini	GX200	Four 500 Series	4,700	10in.	9in.	\$2,899	<b>\$2,174</b>	<b>\$2,109</b>	<b>\$1,982</b>
691SP-20HE	Self-Propelled	GX630	Eight 700 Series	3,000	24in.	18in.	\$10,709	<b>\$8,032</b>	<b>\$7,791</b>	<b>\$7,324</b>

ITEM#	Type	Engine	Greenteeth	Wheel RPM	Cutting Cap. (Above Grade)	Cutting Cap. (Below Grade)	Retail	Qty 1	Qty 4
337-13HC	337 Series	GX390	Eight 700 Series	2,200	20in.	16in.	\$5,509	<b>\$4,132</b>	<b>\$4,008</b>
337S-13HC	337 Swivel	GX390	Eight 700 Series	2,200	20in.	16in.	\$5,819	<b>\$4,364</b>	<b>\$4,233</b>
620-20HE	620 Series	GX630	Eight 700 Series	2,500	20in.	16in.	\$7,649	<b>\$5,737</b>	<b>\$5,565</b>

## Stump Grinder Accessories

ITEM#	Description	Fits Model	Retail	Qty 1	Qty 4
337-357TP	Tow Kit	Dosko 337-13HC	\$259	<b>\$194</b>	<b>\$188</b>
620-TP	Tow Kit	Dosko 620-20HE	\$269	<b>\$202</b>	<b>\$196</b>



**POWERHORSE**

 Retail: \$1,599.99  
 Qty 1: \$1,200

**115061**
**Towable Wood Chipper**

- Highly effective double-edged reversible hardened steel cutting blade
- 16in. pneumatic tires
- Double V-belt drive for smooth operation
- Towable behind an ATV or UTV with 2in. coupler



Powerhorse 420cc OHV Engine

5in. Brush Capacity

3,600 RPM

9in. chipper drum

**DOSKO** POWERED by HONDA
**13-21T-13H**
**Brush Chipper**

- Double edge, reversible knife 4-way reversible bed knife (anvil) is 5.5in. long x 3/16in. thick for four fresh cutting edges in one
- Engine features cyclone air cleaner
- 21in. diameter and 0.5in. thick disc
- Long-lasting Dodge greasable bearings are made in the USA
- Towable behind lawn and garden tractor, ATV or UTV with optional tow package (**NOT road towable**)
- 15in. turf tires
- 32in. narrow width to fit through most gates


 Retail: \$5,499  
 Dealer: \$4,124  
 SALE: \$2,797

**FREE  
Tow Bar  
Included!**

Honda GX390, 389cc Engine

4in. Brush Capacity

2,274 RPM

Gravity Feed


**GNE**  
GREAT NORTHERN EQUIPMENT

 Retail: \$199.76  
 Qty 1: \$122.52

**GNE-1210**
**Pop-Up Safety Barricade**

- Simple to set up and take down; easy to store and transport
- Metal stakes included to anchor in place on windy days
- Sets up in seconds
- Keep on-lookers and property safe
- Carrying case included

Lightweight and Durable

Black and Safety Orange/Reflective

46in. H x 123in. W

10 lbs.







POWERED by  
**HONDA**

made in the  
**USA**

## Vertical/Horizontal Log Splitters

- Auto latch system locks beam into the horizontal position for safe towing
- Enhanced handle to assist with transitioning unit between horizontal and vertical operating positions
- 4-stage hydraulic filtration system
- Halite commercial cylinder seals
- Log dislodger and log cradle standard
- Tow cables included

**GREEN**



BHVVH3018GXS



BHVVH2418GX



BHVVH3018GXT

**TORSION AXLE & WRAPPED HOSES**

**HOT BUYS**

ITEM#	Engine	Splitting Force	Axle	Cycle Time	Engine Guard	Retail	DEALER	Qty 1	Qty 4
BHVVH2418GX	Honda GX160	24 Tons	Fixed	13 Seconds	Optional	\$3,799	\$2,834	\$2,749	\$2,584
BHVVH3018GXT	Honda GX270	30 Tons	Torsion	12 Seconds	Included	\$4,539	\$3,404	\$3,302	\$3,104
BHVVH3018GXS	Honda GX270	30 Tons	Fixed	12 Seconds	Optional	\$4,079	\$3,059	\$2,867	\$2,689

ITEM#	Engine	Splitting Force	Axle	Cycle Time	Engine Guard	Retail	Qty 1	Qty 4
BHVVH3018GX	Honda GX270	30 Tons	Fixed	12 Seconds	Optional	\$4,079	\$3,059	\$2,967

## Log Splitter Accessories

ITEM#	Description	Fits Brand / Model	Retail	Qty 1
797872.BRA	Engine Guard	Iron & Oak BHVVH2418GX, BHVVH3018GX	\$169	\$118
797859.BRA	LED Light Kit	Iron & Oak BHVVH2418GX, BHVVH3018GX, BHVVH3018GXT	\$209	\$145



**GNE-1105-CVR**

Universal Log Splitter Cover

- Fits most 22 - 37 ton horizontal position log splitters
- PVC coated polyester material
- Elastic bottom hem
- 8in. L x 9ft. W x 3ft. H



Retail: \$108.49  
Qty 1: \$68.93



made in the  
**USA**

## Horizontal Skid Steer Attachment Log Splitters

- Operated 100% from the cab of your skid steer
- Heavy-duty wedge
- Universal, quick attach skid steer plate
- Long lasting powder coat finish
- 9ft. high-pressure, nylon wrapped hoses included
- \*Splitting force is dependent on skid steer's hydraulic pressure



SMH2419



SMH3030

ITEM#	Splitting Force	Max PSI	Max Log Length	Retail	Qty 1	Qty 4
SMH2419	Up to 24 Tons	3,500	25in.	\$2,549	\$1,912	\$1,854
SMH3030	Up to 30 Tons	3,500	30in.	\$3,269	\$2,452	\$2,378





## Log Splitters

Vertical / Horizontal

- Vertical and horizontal operation
- Two-stage pump
- 16in. Max. Log Diameter
- Highway-rated tires
- Tow-ready with 2in. ball hitch and chains
- Optional fenders and engine guard



ITEM#	Engine	Splitting Force	Bed Height	Max Log Length	GPM	Cycle Time	Fuel Capacity	Retail	QTY 1	QTY 4
VH1724GC	Honda GC160, 160cc	24 Tons	28in.	25in.	11	13 Seconds	.5 Gallons	\$2,249	\$1,687	<b>\$1,636</b>
VH1724GX	Honda GX160, 160cc	24 Tons	28in.	25in.	11	13 Seconds	.5 Gallons	\$2,449	\$1,837	<b>\$1,782</b>
VH1730GC	Honda GC190, 190cc	30 Tons	30in.	25in.	13	14 Seconds	.5 Gallons	\$2,549	\$1,912	<b>\$1,854</b>
VH1730GX	Honda GX200, 200cc	30 Tons	30in.	25in.	13	14 Seconds	.5 Gallons	\$2,759	\$2,069	<b>\$2,007</b>
VH1737GX	Honda GX270, 270cc	37 Tons	30in.	25in.	16	14 Seconds	1.4 Gallons	\$2,959	\$2,219	<b>\$2,153</b>

## Log Splitter Accessories

ITEM#	Description	Fits Brand / Model	Retail	SPECIAL
795172.DOS	Engine Guard	Brave VH1724GC, VH1730GC, VH1737GX	\$139.00	<b>\$97.00</b>
798895.BRA	Fender Kit	Brave VH1724GC, VH1730GC, VH1737GX	\$97.08	<b>\$69.90</b>



## Kindling Crackers

Manual Wood Splitters

- Splits wood with less force than a standard axe
- No moving blade passing by your hands
- Pre-sharpened blade
- Patented design made of high-quality cast iron in Australia
- Bolt holes for permanent mounting
- Cut perfect kindling for fireplaces, campfires, pizza ovens, wood stoves, smokers, and more



**ENDCAP PROGRAM AVAILABLE!**



**Safely & Easily Create Kindling!**



## HOT BUYS

ITEM#	Description	Inner Diameter	Height	Retail	DEALER	Qty 1	Qty 16
BR1000	Kindling Cracker	6.5in.	12in.	\$90	<b>\$58.49</b>	<b>\$55.00</b>	<b>\$51.00</b>
BR2000	Kindling Cracker XL	9in.	17in.	\$119	<b>\$77.99</b>	<b>\$75.00</b>	<b>\$70.00</b>



## Truck Loaders

- Simple operation, combined with Brave Walk-Behind Blower for best use
- Two user handles for full control
- Easy access to engine and controls for painless adjustments and repairs
- Clear urethane intake hose to quickly monitor and identify blockages
- 12:1 Shredding Ratio



BRPTL140H

ITEM#	Engine	Start	CFM	Hose	Retail	Qty 1	Qty 4
BRPTL140H	Honda GX390	Recoil	3,500	8in. x 10ft.	\$4,425	\$3,319	\$3,219
BRPTL160B	18 HP Briggs	Electric	4,400	10in. x 10ft.	\$5,962	\$4,471	\$4,337

## Accessories

ITEM#	Type	Retail	Qty 1	Qty 4
BRDL-TGMK.BRA	Tailgate Mount Kit	\$513	\$324	\$314



## POWERHORSE

110095

### Chipper Shredder Truck Loader

- Commercial-grade, heavy-duty, all-steel loader
- Powerful EPA certified engine
- Includes 6in. diameter x 10ft. vacuum intake hose and skid mount
- Optional receive hitch mount, truck loader tailgate mount, or swing-away mount



Powerhorse 4-Stroke, 208cc OHV Engine

6in. x 10ft. Vacuum Intake Hose

Skid Mount Design

Retail: \$1,249.99  
Qty 1: \$937.00  
Qty 4: \$909.00

## MAXIM

POWERED by **HONDA**

### MBC190H Brush Cutter

- Hydro Transaxle w/Enhanced Traction Control
- Ground Speed: Variable, Max 4 MPH
- Twist Handle Hydro Controls
- 2in. Diameter Cutting Capacity

Honda GXV390 Engine, 389cc Engine

Hydrostatic Drive, with Reverse

Double Sided 26in. Cutting Blade

Retail: \$4,899  
Qty 1: \$3,674  
Qty 2: \$3,564



**MAXIM**POWERED by  
**HONDA**
 Retail: \$500  
 Qty 1: \$375  
 Qty 4: \$364
**MTC35H**

## Mini Max Tiller/Cultivator

- 6 durable, steel forged tines
- Heavy-duty transmission provides rugged power
- Transport wheels and drag stake are easily adjustable with no tools needed

Honda GX35, 35cc Engine

Up to 16in. Tilling Width

Up to 8in. Tilling Depth

250 RPM Max Tine Speed

**MAXIM**POWERED by  
**HONDA**
 Retail: \$1,629  
 Qty 1: \$1,222  
 Qty 4: \$1,185
**RMT55H.MAX**

## Commercial Garden Tiller

- Transmission enclosed in double-welded case; extra metal shield keeps wires and vines out
- Heavy-duty tines with bolt on replaceable blades

Honda GX160, 163cc Engine

14in. or 26in. Tilling Width

Up to 10in. Tilling Depth

72 RPM Max Tine Speed

**MAXIM**POWERED by  
**HONDA**
 Retail: \$1,529  
 Qty 1: \$1,147  
 Qty 4: \$1,112
**RM4H.MAX**

## Compact Commercial Garden Tiller

- Transmission enclosed in double-welded case; extra metal shield keeps wires and vines out
- Heavy-duty tines with bolt on replaceable blades

Honda GX120, 118cc Engine

13in. or 19in. Tilling Width

Up to 8in. Tilling Depth

150 RPM Max Tine Speed

**MAXIM**POWERED by  
**HONDA**
 Retail: \$5,609  
 Dealer: \$4,207  
 Qty 1: \$4,081  
 Qty 2: \$3,836
**RT190H**

## Hydraulic Rear Tine Tiller

- Built for the professional
- Hydraulic tine drive and hydraulic wheel drive
- Rugged steel frame construction
- Rolling handle bar forward/reverse controls are intuitive and cutting edge
- Hydro transmission
- Tandem hydro power source with variable displacement pumps and oil bath chain
- Variable ground speed - max 4 MPH
- Dual rotating tines

Honda GX270 Engine

Up to 18in. Tilling Width

Up to 8in. Tilling Depth

300 RPM Max Tine Speed





Retail: \$1,019  
Dealer: \$764  
Qty 1: \$741  
Qty 4: \$697



### MS50H.MAX

Special Medium Size Consumer Tillers

- Repairable, chain drive transmission
- Heavy-duty slasher tines with welded blade tines

Honda GC160 Engine

14in. or 26in. Tilling Width

Up to 10in. Tilling Depth

Up to 78 RPM Max Tine Speed



**INVENTORY  
CLOSEOUT**

Retail: \$1,939  
Dealer: \$1,454  
Qty 1: \$1,248



### TP50H.MAX

Till-N-Plow

- Serviceable, chain drive transmission
- Heat-treated slasher tines with replaceable bolt-on blades
- 72 RPM maximum tine speed
- Includes A-frame cultivator, 8in. furrower and 2 turn shovels

Honda GC160, 163cc Engine

14in. or 26in. Tilling Width

Up to 10in. Tilling Depth



Retail: \$699.99  
Qty 1: \$487.00  
Qty 4: \$473.00



### 115070

Rear Tine Tiller

- Self-propelled FWD/REV
- Improved till using counter rotating tines for better cultivation

Powerhorse 212cc Engine

20in. Tilling Width

6-1/2in. Tilling Depth

13in. Pneumatic Tires



Retail: \$599  
Qty 1: \$449  
Qty 4: \$436



### GPE211010

Front Tine Tiller

- Belt drive with sealed gear transmission
- Steel forged tines
- Adjustable depth regulator
- Fixed wheels

Rato 99cc Engine

16in. - 21in. Expandable Tilling Width

10in. Tilling Depth

**GREY WOLF™**  
AttachmentsRetail: \$2,745  
Qty 1: \$2,058**NEW**  
ARRIVALS**GWG311026**

Till-N-Claw Chisel Plow &amp; Cultivator | 43in.

- Electric lift with ATV operator controls allows easy on-the-go depth adjustments and quick raising for transport
- Breaks up compacted soil and prepare fields for planting or reseeding
- Adjustable and quick-remove shanks allow for easy maintenance
- Weight racks on both sides of the frame allow for added downforce in tough ground conditions
- 330-lb. frame provides durability and stability
- Compatible with compact tractors ranging from 30-40 HP, offering versatility across a variety of equipment
- Pneumatic 15/600x6 tubeless tires deliver smooth transport
- Includes 9-in. field cultivator sweeps and 2-in. chisel points to adapt to a wide range of soil conditions

(5) 13.5in. Straight-Style Cutting Coulters

(5) 1-3/8in. Square Shanks

43in. Tilling Width

Up to 6in. Tilling Depth

**GREY WOLF™**  
AttachmentsRetail: \$2,495.00  
Qty 1: \$1,871.25**NEW**  
ARRIVALS**GWG311039**Till-N-Claw Chisel Plow & Cultivator  
60in. | 3-Point

- Category 1 standard 3-point hitch system is quick hitch compatible for fast, easy attachment to compact tractors
- Breaks up compacted soil and prepare fields for planting or reseeding
- Adjustable and quick-remove shanks allow for easy maintenance
- Weight racks on both sides of the frame allow for added downforce in tough ground conditions
- 418-lb. frame provides durability and stability
- Compatible with compact tractors ranging from 30-40 HP, offering versatility across a variety of equipment
- Includes 9-in. field cultivator sweeps and narrow chisel points to adapt to a wide range of soil conditions

(7) 13.5in. Straight-Style Cutting Coulters

(7) 1-3/8in. Square Shanks

60in. Tilling Width

Up to 8in. Tilling Depth

**GREY WOLF™**  
AttachmentsRetail: \$3,395  
Qty 1: \$2,546**NEW**  
ARRIVALS**GWG311025**

Till-N-Claw Chisel Plow &amp; Cultivator | 60in.

- Category 1 standard 3-point hitch system is quick hitch compatible for fast, easy attachment to compact tractors
- Breaks up compacted soil and prepare fields for planting or reseeding
- Adjustable and quick-remove shanks allow for easy maintenance
- Weight racks on both sides of the frame allow for added downforce in tough ground conditions
- 418-lb. frame provides durability and stability
- Compatible with compact tractors ranging from 30-40 HP, offering versatility across a variety of equipment
- Includes 9-in. field cultivator sweeps and 2-in. chisel points to adapt to a wide range of soil conditions

(7) 13.5in. Straight-Style Cutting Coulters

(7) 1-3/8in. Square Shanks

60in. Tilling Width

Up to 8in. Tilling Depth

**GREY WOLF™**  
Attachments**NEW**  
ARRIVALS**Till-N-Claw Drag Harrows**

- Compatible with chisel plows and cultivators
- Levels ground and reduces clod size to create a smoother, more uniform seedbed
- Adjustable spike angle with 7 positions
- Includes harrow and fastening pins for quick, secure attachment



ITEM#	Fits Size	Retail	Qty 1
GWG311034	43in.	\$315.00	\$236.25
GWG311035	60in.	\$340.00	\$255.00

**Till-N-Claw Turning Shovel Kits**

- Compatible with chisel plows and cultivators
- hardware for quick installation
- Ideal for initial tillage in sod conditions, improving soil preparation
- Shovels turn sod ribbons to the side



ITEM#	Fits Size	Retail	Qty 1
GWG311036	43in.	\$95.00	\$71.25
GWG311037	60in.	\$130.00	\$97.50

**GREY WOLF™**  
AttachmentsRetail: \$1,895.00  
Qty 1: \$1,421.25**NEW**  
ARRIVALS**GWG311038**Till-N-Claw Chisel Plow & Cultivator  
43in. | 3-Point

- Category 1 standard 3-point hitch system is quick hitch compatible for fast, easy attachment to compact tractors
- Breaks up compacted soil and prepare fields for planting or reseeding
- Adjustable and quick-remove shanks allow for easy maintenance
- Weight racks on both sides of the frame allow for added downforce in tough ground conditions
- 312-lb. frame provides durability and stability
- Compatible with compact tractors ranging from 20-40 HP, offering versatility across a variety of equipment
- Includes 9-in. field cultivator sweeps and 2-in. chisel points to adapt to a wide range of soil conditions

(5) 13.5in. Straight-Style Cutting Coulters

(5) 1-3/8in. Square Shanks

43in. Tilling Width

Up to 8in. Tilling Depth



## Till-N-Claw Cultipackers

- Rugged structural steel frame holds up to demanding fieldwork
- Cast iron packer wheels with crushing knobs create ideal seed-to-soil contact and moisture-retaining dimples
- 1-3/4 in. solid steel shaft offers long-lasting durability
- Greasable agricultural-grade bearings ensure smooth operation and extended service life
- Includes clevis and pin for quick and secure ATV/UTV hookup
- Optional flip-over wheel kit allows easy transport without unloading
- Optional 3-point hitch kit enables fast conversion for use with tractors



GWG311029



GWG311027



GWG311028



ITEM#	Width	Packer Wheels	Retail	Qty 1
GWG311027	48in.	21	\$945	<b>\$708</b>
GWG311028	60in.	27	\$1,095	<b>\$821</b>
GWG311029	72in.	32	\$1,245	<b>\$933</b>

### GWG311030

#### Till-N-Claw Wheel Kit for Cultipackers

- Designed for GreyWolf Till-N-Claw cultipackers to add transport functionality
- Includes two pneumatic tires for smooth and stable movement
- Centered tire placement allows easy flip-over for quick transitions from field to transport
- Bolt-on design enables fast installation and simple removal



Retail: \$135  
**Qty 1: \$101**

**NEW**  
**ARRIVALS**

### GWG311031

#### Till-N-Claw 3-Point Kit for Cultipackers

- Includes pins and brackets required for secure attachment to Category 1 tractor 3-point hitch systems
- Enables quick conversion from pull-style to tractor-mounted operation
- Designed for seamless compatibility with Quick Hitch systems for fast, efficient hookup
- Ideal for users who operate both ATV/UTV and tractor equipment



Retail: \$50.00  
**Qty 1: \$37.50**

**NEW**  
**ARRIVALS**



**POWERHORSE****115069****High Wheel Trimmer**

- Manual push trimmer
- 14in. High wheel poly tires
- Easy maneuverability
- Includes tool kit, engine oil and extra line with holder

Powerhorse 173cc Engine

22in. Cutting Width

Dual Line Head

18in. Replaceable Trimmer Line

Retail: \$329  
Qty 1: \$247  
Qty 4: \$239

**MAXIM****HWP-24WH.MAX****Hi-Wheel Plow**

- Perfect for smaller gardens
- Furrow, weed, and plow your tilled soils
- Easy to push and maneuver
- Wood handle
- Includes furrower, turn shovel, and 5-tine cultivator attachments
- New, easy quick-attach tool converter - switch between attachments in seconds

4.5ft. Handle Length

24in. Wheel Diameter

Steel Wheel and Accessories

Retail: \$199  
Qty 1: \$139  
Qty 30: \$135

**BRAVEPRO**  
POWERED BY  
**HONDA**

Retail: \$1,470  
Qty 1: \$1,102  
Qty 4: \$1,069

**BRPC105H****Crack Cleaner**

- Heavy-duty all steel construction
- Operator hand control for smooth engagement, belt tension, and depth control
- All steel spindle head with sealed bearings
- Steel hubbed wheels with ball bearings for better maneuverability
- Semi-pneumatic tires

Honda GX120, 118cc Engine

Belt Drive

Wire Knot Brush

Cable-Free

**BRAVEPRO**  
POWERED BY  
**HONDA**

Retail: \$1,381  
Qty 1: \$1,036  
Qty 4: \$1,005

**BRPE105H****Lawn Edger**

- Heavy-duty all steel construction
- Operator hand control for smooth engagement, belt tension, and depth control
- All steel spindle head with sealed bearings
- Steel hubbed wheels with ball bearings for better maneuverability
- Semi-pneumatic tires

Honda GX120, 118cc Engine

Belt Drive

Up to 10in. Double-Sided Blade

Cable-Free

**BRAVEPRO**  
POWERED by  
**HONDA**



### BRPPD20H Power Rake Dethatcher

- Ergonomic, easy folding handle enhances user comfort during operation and reduces storage space requirements
- Five-position depth control allows for precision control over the dethatching process, adaptable to different lawn conditions and needs
- Perfect for removing dead grass, embedded leaves, and debris

Honda GX160, 163cc Engine

20in. Dethatching Width

Five-Position Depth Control

Retail: \$2,279  
Qty 1: \$1,575  
Qty 4: \$1,528

**BRAVEPRO**  
POWERED by  
**HONDA**



Control Panel



### BRPT18 18in. Walk-Behind Trencher

- Simplified operator controls make the trencher more user-friendly and less intimidating
- Trench anywhere with the narrow design that allows you to get close to walls and fences
- A ratchet mechanism on the wheels help prevent the machine from pulling away from the trenching direction
- Built-in lift handles make transport easy

Honda GX200, 163cc Engine

18in.D x 3in.W Shark Chain

180ft./Min Max Chain Speed

Retail: \$3,559  
Qty 1: \$2,669  
Qty 4: \$2,589

**BRAVEPRO**  
POWERED by  
**HONDA**



Retail: \$2,315  
Dealer: \$1,736  
Qty 1: \$1,684



### BRPE110H Lawn/Curb Edger

- Adjustable height rear wheel allows for curb edging
- Convenient all-in-one engagement and depth lever control
- 1in. spindle shaft
- 10in. max curb height
- Pneumatic tires

Honda GX160, 163cc Engine

Double Belt Drive

Up to 10in. Star Blade

Cable-Free

**BRAVEPRO**  
POWERED by  
**HONDA**



Retail: \$2,958  
Dealer: \$2,219  
Qty 1: \$2,152



### BRPT4H Wire Installer

- Easily install invisible dog fencing and other low voltage wires
- Dig the trench, lay the wire, and cover the wire and trench all in one motion
- Tungsten carbide rotor points
- Folding handle for easy transportation

Honda GX160, 163cc Engine

Double Belt Drive

Up to 25ft./Min Laying Speed

9in. x 3.5in. Tires

**BRAVEPRO**  
POWERED by  
**HONDA**

Retail: \$4,740  
Qty 1: \$3,555



### BRPT704H Mini Walk-Behind Trencher

- Fully enclosed rotors for increased safety
- Low profile design delivers maximum stability
- Clutch lever cuts power to the rotor for safety
- Steel wheels with pneumatic tires

Honda GX200, 196cc Engine

7in. Trench Depth

2in. Trench Width

20ft./Min Trench Speed

7in. x 2in., 3 Point Rotor Included (702-133)

**BRAVEPRO** POWERED BY **HONDA**

## 9in. Steerable Trencher/Bed Sculptor

- Ideal for installing edging, trenching for low voltage wiring, laying landscaping bricks, and more
- Neatly pile dirt in an easy to back-fill pile right next to trench
- Positive steering mechanism allows you to create smooth curves for landscaping beds
- Interchangeable rotors provide unmatched versatility for landscaping or trenching operations - see optional rotors below
- Double belt and pulley drive system
- Rotors are fully enclosed for safety
- Low profile for maximum stability
- Standard clay hood reduces soil build up
- Minimal turf damage
- Clutch lever cuts power to rotor for safety
- Remove one nut to change rotors



Retail: \$4,865  
Dealer: \$3,649  
Qty 1: \$3,540



Includes 5in. Rotor (702-106)

ITEM#	Engine	Included Rotor	Trench Depth	Trench Width	Max Speed
BRPT9SH5	Honda GX270	5in. Bed Edging (702-106)	Up to 9in.	1/2in. - 9in.	30 Ft/Minute



## TRENCHER ROTORS & RAIN DRAINS

Fits BRPT704 & BRPT9SH

SCAN THE CODE TO VISIT OUR WEBSITE  
AND SEE THE WHOLE LINE!



985619

### Towable Portable Trencher

- Powered by a high-performance 15 HP Ducar 420cc engine with recoil and electric start
- 60° left and right boom rotation
- 340 lb lift capacity
- Includes 12 in. wide, 3-tooth digging bucket
- Compatible with ripper, loader, rock grabber and other extensions (sold separately)
- 2 in. ball hitch included for easy hookup to a truck, ATV, UTV or tractor
- Used for a variety of landscaping projects including trenching, planting trees, moving rocks and dirt, removing stumps, and more
- Approx. 130° operating angle
- **Not road towable**

Ducar 15HP, 420cc Engine

80in. Max Digging Depth

14in. Digging Width

8ft. Max Reach

19.54 ft. lbs. Max. Torque

2in. Ball Hitch



Retail: \$3,300  
Dealer: \$2,700  
Qty 1: \$2,619



### Accessories

ITEM #	Attachment	Material	Dimensions	Retail	Qty 1	Qty 4
98563	Ripper Trencher	Iron	7-11/16in. x 10-11/16in. x 28-3/8in.	\$159.99	\$127.99	\$124.15
98562	Bucket Trencher	Iron	9-7/8in. x 24-7/16in. x 16-15/16in.	\$249.99	\$199.99	\$193.99
98564	Rock Grabber	Iron	15-3/4in. x 7-7/8in. x 15-3/8in.	\$249.99	\$199.99	\$193.99





## GeoRipper Gas Mini Trenchers

- Significantly enhances efficiency compared to hand-digging
- Reduces the likelihood of injuries often associated with manual digging
- Effortlessly cuts through tree roots up to 3 inches below grade
- Effectively removes rocks up to 4 inches in diameter
- Designed for minimal pull-start force, easing operation
- Operates at only 116dB for a quieter and smoother idle
- Includes GeoRipper two-stroke engine, digging bar with nose bar end assembly and nose sprocket, digging chains (2-pack), additional drive belt, nose bearing, and bar end assembly screws, engine tool kit, chain connector link, full size 18mm and 13mm combination wrench, and GeoRipper owner's manual



GR416.MIN

GR727.MIN

ITEM#	Engine	Depth	Retail	Qty 1
GR416.MIN	74cc, 4.7 HP 2-Stroke	16in.	\$1,999.99	<b>\$1,399.99</b>
GR520.MIN	74cc, 4.7 HP 2-Stroke	20in.	\$2,499.99	<b>\$1,749.99</b>
GR727.MIN	74cc, 4.7 HP 2-Stroke	27in.	\$2,799.99	<b>\$1,959.99</b>



## GeoRipper GreenWorks Electric Mini Trenchers

- Significantly enhances efficiency compared to hand-digging
- Reduces the likelihood of injuries often associated with manual digging
- Effortlessly cuts through tree roots up to 3 inches below grade
- Effectively removes rocks up to 4 inches in diameter
- No gas, priming, or pulling needed, just insert the battery and start working
- Offers zero emissions, lower noise, and significantly less maintenance compared to traditional motors
- Includes GreenWorks commercial 82V battery-powered motor, 8Ah battery and charger, digging bar with nose bar end assembly and nose sprocket, digging chains (2-pack), additional nose bearing, and bar end assembly screws, stock GreenWorks motor tool kit, chain connector link, full size 18mm and 13mm combination wrench, and GreenWorks and GeoRipper owner's manuals



GREB400-GW.MIN

ITEM#	Motor	Depth	Retail	Qty 1
GREB400-GW.MIN	82V 8Ah Battery Brushless	16in.	\$3,000	<b>\$2,100</b>
GREB500-GW.MIN	82V 8Ah Battery Brushless	20in.	\$3,200	<b>\$2,240</b>



## Trenching Attachments

- Attachments fit both Husqvarna and Stihl concrete cutter engines to easily transform your power cutter into a high-efficiency GeoRipper mini trencher
- Significantly enhances efficiency compared to hand-digging
- Reduces the likelihood of injuries often associated with manual digging
- Effortlessly cuts through tree roots up to 3 inches below grade
- Effectively removes rocks up to 4 inches in diameter
- Includes digging bar with nose bar end assembly and nose sprocket, digging chains (2-pack), additional drive belt, nose bearing, and bar end assembly screws, GeoRipper tool kit, chain connector link, and GeoRipper owner's manuals

ITEM#	Fits Models	Depth	Retail	Qty 1
GRTA-H500.MIN	Husqvarna K770 or K970 Engine	20in.	\$1,800	<b>\$1,260</b>
GRTA-S500.MIN	Stihl TS420 or TS500i Engine	20in.	\$1,900	<b>\$1,330</b>



## Mini Trencher Accessories

ITEM#	Description	Retail	Qty 1
EZ100.MIN	EZ Kart Universal Cart	\$550	<b>\$385</b>

**BRAVEPRO**  
POWERED BY  
**HONDA**

 Retail: \$1,874  
 Qty 1: \$1,406  
 Qty 4: \$1,364

**BRPB160H**

## Walk-Behind Blower

- High volume and high velocity output
- Rubber vibration mounted handles
- Adjustable and reversible handles
- Foot activated front discharge directs air forward
- Flat-free tires
- 4.625in. x 5.75in. Discharge opening
- Tie-down brackets to secure blower during transportation
- 12 Gauge steel construction
- Rugged and durable frame with powder-coat finish
- Recoil start

Honda GX270, 270cc Engine

150 MPH

8 Blade, 17in. Aluminum Impeller

2500 CFM


 USE THESE WITH YOUR MOWER!  
 SEE THE BLOWER BUGGY ON PAGE 23.

**BRAVEPRO**  
POWERED BY  
**HONDA**

 Retail: \$1,289  
 Qty 1: \$967  
 Qty 4: \$938

**BRPB140H**

## Walk-Behind Blower

- High volume and high velocity output
- Rubber vibration mounted handles
- Adjustable and reversible handles
- Foot activated front discharge directs air forward
- Flat-free tires
- 4.625in. x 5.75in. Discharge opening
- Tie-down brackets to secure blower during transportation
- 12 Gauge steel construction
- Rugged and durable frame with powder-coat finish
- Recoil start

Honda GX160, 163cc Engine

130 MPH

8 Blade, 14in. Aluminum Impeller

1800 CFM


**POWERHORSE**

 Retail: \$549.99  
 Qty 1: \$412.50

**5818733**

## Walk-Behind Jet Blower

- Handles even the heaviest, wettest yard debris
- Fixed nozzle adjusts 3 ways for 15° Down/Straight-Level/15° Up air flow projection
- Soft grip ergonomic handle features adjustable height for comfort
- 6in. solid swiveling front wheel and 10in. pneumatic rear wheels roll smoothly over any terrain
- Recoil start

Powerhorse 7 HP, 212cc Engine

150 MPH

3,600 RPM Impeller Speed

1,200 CFM


**BRAVEPRO**  
POWERED BY  
**HONDA**

 Retail: \$3,855  
 Dealer: \$2,891  
 Qty 1: \$2,804  
 Qty 4: \$2,637

**BRPB180HE**

## Tow-Behind Blower

- High volume and high velocity output
- Powerful Honda engine with electric start
- Remote controlled engine idle speed
- 6 Gallon fuel tank
- 11 GA Primary material
- 4.625in. x 5.75in. Discharge openings
- Remote controlled right or left blowing chutes
- 11 Gauge steel construction
- Rugged and durable with powder-coat finish
- Flat-free tires

Honda GXV390, 389cc Engine

2,750 CFM

112 MPH

Retail: \$5,609  
Qty 1: \$4,207  
Qty 2: \$4,081



### BRPRC108HE Tow-Behind Rough Cut Mower

- Pull directly behind or fully offset to the side of the tow vehicle
- Electric clutch blade engagement
- Tow bar features a farm clevis type connection that provide more degrees of motion than most systems
- Battery included

Honda GXV630, 688cc Engine with Electric Start

44in. Cutting Width

2in. - 8in. Cutting Height

One Point Height Adjustment

Two 23in. Diameter Blades

3,500 RPM Blade Speed

Retail: \$5,829  
Qty 1: \$4,462  
Qty 2: \$4,328



### BRPRC110HE Tow-Behind Rough Cut Mower

- Pull directly behind or fully offset to the side of the tow vehicle
- Electric clutch blade engagement
- Tow bar features a farm clevis type connection that provide more degrees of motion than most systems
- Battery included

Honda GXV630, 688cc Engine with Electric Start

57in. Cutting Width

2in. - 8in. Cutting Height

Two Point Height Adjustment

Two 30in. Diameter Blades

3,600 RPM Blade Speed



### BRPFC112HE Tow-Behind Finish Cut Mower

- Stable on steep banks, capable of high speeds
- Pull directly behind or fully offset to the side of the tow vehicle
- Electric clutch blade engagement
- Tow bar features a farm clevis type connection that provide more degrees of motion than most systems
- Battery included

Honda GXV630, 688cc Engine with Electric Start

60in. Cutting Width

1.5in. - 5in. Cutting Height

Two Point Height Adjustment

Three 20in. Diameter Blades

3,350 RPM Blade Speed



### 85533.TUR Kiscutter Sod Cutter

- Revolutionary lightweight design - cuts as much as heavy, 300-pound units
- Cuts up to 9,000 square feet per hour
- Four-wheel design, pneumatic tires and rear-wheel drive make this the most maneuverable, easy-to-use sod cutter on the market
- Lower vibration reduces operator fatigue
- Simple, easy-to-use depth adjustment
- Easiest sod cutter to transport
- Lightweight and folding handles result in easy lifting, hauling, and storage
- **Available to rental businesses only**

Honda GX160, 160cc Engine

Up to 150 Ft/ Min Cutting Speed

Up to 9,000 Sq Ft/Hr Cutting Rate

12in. Cutting Width



Retail: \$3,499  
Dealer: \$3,049  
Qty 1: \$2,958  
Qty 4: \$2,780



### GWG311001 12in. Manual Sod Kicker

- Environmentally friendly - no gas, oil, or noise
- Removes sod and roots
- 12in. Blade makes it versatile for varied applications
- Lightweight
- Operated by simple kicking motion on the cross bar while pushing with the handles
- Common uses are cutting in a new garden, stripping sections of lawn for landscaping, and trenching for invisible fencing

12in. Heat Treated Cutting Blade

Nylon Bearings

Welded One-Piece Frame

Wood Handles

### Optional Edging Blade

- Great for garden beds & tree rings

ITEM#	Description	Retail	SPECIAL
GPR111302	Optional Edging Blade	\$49.00	\$39.31

Retail: \$330  
Qty 1: \$231  
Qty 4: \$224







## Tow-Behind Aerators/Rollers

- Spike aerators are ideal for sandy soils and lawns where you may not want to leave plugs behind such as golf courses
- Plug aerators are ideal for clay soils and large lawns
- Lawn rollers are ideal for smoothing rough soil and sodding, seeding, and lawn preparation
- All rollers easily attach to your riding mower
- 1in. drum shaft with greasable ball bearings



MSAT36.MAX



MSP36.MAX



MLR36.MAX



MSAT36.MAX



MSP36.MAX



MLR36.MAX

ITEM#	Type	Hitch	Width	Tine Qty	Tine Depth	Water Capacity	Retail	Qty 1	Qty 4
MSAT36.MAX	Spike	Mower (No Pin)	36in.	78	2.75in.	24 Gal	\$869	<b>\$652</b>	<b>\$632</b>
MSAT48.MAX	Spike	Mower (No Pin)	48in.	102	2.75in.	32 Gal	\$1,019	<b>\$764</b>	<b>\$741</b>
MSA3P48.MAX	Spike	3 Point Hitch	48in.	102	2.75in.	32 Gal	\$1,129	<b>\$847</b>	<b>\$821</b>
MSP36.MAX	Plug	Mower (No Pin)	36in.	36	4in.	24 Gal	\$1,129	<b>\$847</b>	<b>\$821</b>
MSP48.MAX	Plug	Mower (No Pin)	48in.	44	4in.	32 Gal	\$1,279	<b>\$959</b>	<b>\$930</b>
MPA3P48.MAX	Plug	3 Point Hitch	48in.	44	4in.	32 Gal	\$1,329	<b>\$997</b>	<b>\$967</b>
MLR36.MAX	Roller	Mower (No Pin)	36in.	N/A	N/A	24 Gal	\$669	<b>\$502</b>	<b>\$487</b>
MLR48.MAX	Roller	Mower (No Pin)	48in.	N/A	N/A	32 Gal	\$819	<b>\$614</b>	<b>\$596</b>
MLR3P48.MAX	Roller	3 Point Hitch	48in.	N/A	N/A	32 Gal	\$869	<b>\$652</b>	<b>\$632</b>



## Tow-Behind Lawn Rollers

- Erases damage to your lawn caused by the freeze/thaw cycle
- Rounded edge design for easier, gentler turns
- Tethered expansion drain plug
- Pull with any lawn and garden tractor, ATV or UTV
- Black powder coat finish
- Hitch pin included



GWG31140



GWG31141



GWG31142

ITEM#	Size	Width	Drum	Retail	Qty 1	Qty 4
GWG311140	24in. Dia. x 36in. Long	36in. Rolling; 40in. Total	Steel; 71-Gallons; 600lbs. Water-Filled	\$399.99	<b>\$309</b>	<b>\$299</b>
GWG311141	24in. Dia. x 48in. Long	48in. Rolling; 52in. Total	Steel; 94-Gallons; 920lbs. Water-Filled	\$429.99	<b>\$349</b>	<b>\$339</b>
GWG311142	24in. Dia. x 60in. Long	60in. Rolling; 64in. Total	Steel; 117-Gallons; 1,150lbs. Water-Filled	\$629.99	<b>\$509</b>	<b>\$494</b>

**NEW**  
**ARRIVALS**

## Tine Rake Dethatcher Attachment Front Mount

- Use the tine rake dethatcher throughout the growing season as a tool to control thatch accumulation and reduce the chance of turf disease
- **Seasonal uses:**
  - Spring – Use for first mowing to remove thatch, embedded leaves and debris
  - Summer – Use to surface aerate the soil promoting root development and thicker turf grass
  - Fall – Remove leaves and debris while combing your grass
- Use to rake in seed and accelerate germination
- Available with (473 Series) or without (471 Series) JRco mount bar package



Series	Width	Mount Bar	Caster Wheels	Retail	Qty 1	Qty 4
473/36	36in.	Included	No	\$893	\$669	\$642
473/46	46in.	Included	No	\$905	\$678	\$651
473/60	60in.	Included	No	\$955	\$716	\$687
H473/60	60in.	Included	Yes	\$1,031	\$773	\$742

Series	Width	Mount Bar	Caster Wheels	Retail	Qty 1	Qty 4
471/36	36in.	Sold Separately	No	\$694	\$520	\$499
471/46	46in.	Sold Separately	No	\$708	\$531	\$510
471/60	60in.	Sold Separately	No	\$758	\$568	\$545
H471/60	60in.	Sold Separately	Yes	\$836	\$627	\$602

**NEW**  
ARRIVALS



## Tine Rake Dethatcher Attachment Tow-Behind

- Use the tine rake dethatcher throughout the growing season as a tool to control thatch accumulation and reduce the chance of turf disease
- **Seasonal uses:**
  - Spring – Use for first mowing to remove thatch, embedded leaves and debris
  - Summer – Use to surface aerate the soil promoting root development and thicker turf grass
  - Fall – Remove leaves and debris while combing your grass
- Use to rake in seed and accelerate germination
- Attaches to hitch with a single pin
- Same great tines and deck as the front mount dethatchers, without lifting the deck



**HOT BUYS**

Series	Dethatching Width	Dimensions	Retail	DEALER	Qty 1
450/36	36in.	55in. L x 37in. W x 38in. H	\$679	\$510	\$495
450/46	46in.	55in. L x 47in. W x 38in. H	\$699	\$525	\$509
450/60	60in.	55in. L x 61in. W x 38in. H	\$799	\$600	\$582


**NEW**  
**ARRIVALS**

## Lawn Sweepers

- Drawbar can be offset left or right for simultaneous sweeping and mowing
- 11 in. patented spiraled polypropylene brushes
- Extra-large capacity 22 cu. ft. heavy-duty collector bag
- Patented spiral brush sweeps more efficiently than standard sweepers and puts less stress on gears for long service life
- Drawbar and bag fold for easy storage
- Assembles in 30 minutes with 1 tool
- 4.5 to 1 brush to wheel turning ratio
- Hopper bag empties by pulling rope from the seat of your tractor
- Sealed ball bearings on brush axle
- Gray and black powder-coat finish
- Hitch pin included
- 3-Year warranty



GWG31143



GWG31144



ITEM#	Hopper Capacity	Sweeping Path	Wheels	Retail	Qty 1	Qty 4
GWG311143	22 Cu. Ft.	42in.	11in. Semi-Pneumatic	\$399.99	<b>\$289</b>	<b>\$281</b>
GWG311144	26 Cu. Ft.	50in.	11in. Semi-Pneumatic	\$459.99	<b>\$321</b>	<b>\$312</b>



## 503.JRC/504.JRC/504U.JRC Broadcast Spreader Attachment

- Ideal for spreading all types of granular and pellet fertilizer, seed and ice-melting pellets
- Electronic speed control accurately maintains spread pattern widths from 5-24 feet
- Made of corrosion-resistant materials, stainless steel and engineered plastics
- Heavy-duty, sealed, direct drive, 12-Volt electric motor
- Sealed, quick-disconnect electrical cables are included for hook-up
- JRco Mount Bar sold separately

ITEM#	Description
503.JRC	Zero Turn Mowers
504.JRC	Stand-On Mowers
504U.JRC	Utility Vehicles



503.JRC


**Retail: \$1,540**  
**Dealer: \$1,156**  
**Qty 1: \$1,121**  
**Qty 4: \$1,042**

ALL UNITS EACH



504U.JRC



504.JRC





**BLOWERS ON PAGE 18.**



### 601.JRC

#### Blower Buggy Carrier Attachment

- Designed to hold walk-behind blowers on the front of zero-turn and riding mowers
- Moves yard debris with speed and ease while riding on the buggy's heavy-duty tubular steel frame
- Buggy adjusts to fit most walk-behind blowers
- Blower secures to buggy with three straps
- Two front caster wheels provide easy maneuverability and are low profile for optimum operation
- Blower not included
- JRCO Mount Bar sold separately



### 480.JRC

#### 55in. Leaf Plow Attachment

- Uses the mower's power to quickly move piles of leaves
- One-piece galvanized steel blade has supports at the top, center and bottom for durability
- Leaf blade rides on two adjustable caster wheels
- Stainless spring steel tines allow the plow to push leaves on uneven surfaces without damaging turf grass
- Leaf blade may be folded up over the deck of many mowers to reduce space on the trailer
- JRCO Mount Bar sold separately



Retail: \$646  
Dealer: \$485  
Qty 1: \$470  
Qty 4: \$437

**Jrco**  
Heavy-duty Attachments  
for Commercial Mowers

Retail: \$2,890  
Qty 1: \$2,168  
Qty 4: \$2,081



### 751.JRC Front Mount Hooker Aerator Attachment

- Holes approximately 1/2in. wide x 1-1/4in. long and up to 3in. deep
- 38in. width aerates 66,000 sq. ft./hr. (@5 MPH)
- Casters swivel allowing turning while aerating
- Six floating rotor heads independently lift over tree roots and rocks while the other heads continue to aerate
- Electric actuator lifts the heads for transport
- JRco Mount Bar sold separately

**Jrco**  
Heavy-duty Attachments  
for Commercial Mowers



### 753.JRC/755.JRC Tow-Behind Hooker Aerator Attachment

- Six floating rotor heads independently lift over tree roots and rocks while the other heads continue to aerate
- Holes approximately 1/2in. wide x 1-1/4in. long and up to 3in. deep
- Comes complete with a two-point hitch, rigid frame and swiveling caster wheels that allow the aerator to track directly behind the tow vehicle
- Electric actuator lifts the heads for transport
- **753.JRC:** 38in. width; 66,000 Sq Ft/Hr @ 5 MPH
- **755.JRC:** 60in. width; 105,000 Sq Ft/Hr @ 5 MPH

ITEM#	Retail	Qty 1	Qty 4
753.JRC	\$3,202	\$2,401	\$2,305
755.JRC	\$4,910	\$3,683	\$3,536

**Jrco**  
Heavy-duty Attachments  
for Commercial Mowers



### 3641SB.JRC/4550SB.JRC Sun Shield Canopy Attachment

- UV resistant, high density X-ABS, rigid top
- Lightweight, structured aluminum frame
- Powder coated cross members & mounting brackets; scratch and rust resistant
- Fold-down top for easy transport
- Comes with hardware kit to fit on most models, radius hardware kit available
- **3641SB.JRC:** Fits mowers
- **4550SB.JRC:** Fits tractors

ITEM#	Retail	Qty 1	Qty 4
3641SB.JRC	\$502.95	\$397.00	\$364.00
4550SB.JRC	\$656.25	\$492.45	\$450.00

**Jrco**  
Heavy-duty Attachments  
for Commercial Mowers

Retail: \$389  
Qty 1: \$292  
Qty 4: \$280



### 490.JRC Transporter Tray Attachment

- Uses the mower's power to transport landscape materials, grass or leaf clippings, lawn debris or landscape equipment
- Tray can be positioned for maximum visibility and easy dumping
- Great for storing a grass catcher when trailering the mower
- 20in. W x 30in. L x 3in. H Tray
- Tub and JRco Mount Bar sold separately

#### Accessory Tub

ITEM#	Size	Retail	Qty 1	Qty 4
6075.JRC	56 Gal.	\$189.63	\$142.22	\$130.20

**Jrco**  
Heavy-duty Attachments  
for Commercial Mowers

Retail: \$227  
SPECIAL: \$170



### MOUNT Mount Bar Package

- Required for all front mount JRco attachments
- One mount bar needed per mower make/model
- Please call or email and provide your mower make and model when ordering to ensure you receive the proper unit

- **Save Trailer Space**
- **Save Time**
- **Versatility with a Single Mount Bar**

**SCAN TO FIND  
YOUR  
MOUNT BAR!**







**NEW  
ARRIVALS**

### Fan-Powered Canopies

- Patented downdraft fan system is designed to blow away dust, bugs, and the heat from the operator
- Offers exceptional coverage to keep you out of the elements
- UV Resistant, Weather-X ABS, Rigid Top won't lose shape or color
- Steel Fan Cage is black powder coated to resist rust and scratching
- Pictorial installation sheet provided
- To power the fan, run the included wiring to your mower or tractor battery

ITEM#	Size	Retail	Qty 1
C3641B	36in. x 41in.	\$979	\$796
C4351B	43in. x 51in.	\$999	\$812

ITEM#	Description	Retail	Qty 1
B7ADAPTER	Adapter Kit for 36in. Canopy	\$85	\$70

**NEW  
ARRIVALS**



### JG21G

John Deere® Gator Canopy | Green

- Compatible with John Deere work series T Gator Utility vehicle
- UV Resistant, High Density polyethylene rigid top
- Frame made with lightweight, Structural Aluminum tubing
- Frame has a tough black powder coating to prevent scratching and rusting
- Installation takes about 2 hours with no specialized tools
- Top measures 42.5in. L x 50in. W; Dimensions with top installed approx. 72in. tall from the ground, and 54in. tall from the operator's platform

**NEW  
ARRIVALS**



### JG411A

John Deere® Gator Folding Front Windshield

- Provides excellent protection from the weather, bugs and wind
- Made from tough 3/16in. high impact acrylic - 50% acrylic and 50% DR (acrylic resin)
- Incredibly easy to install and remove to store
- Easy to fold down
- Black windshield fasteners are made from extruded black PVC to hold up against UV damage and extreme weather

**NEW  
ARRIVALS**

Retail: \$399.99  
Qty 1: \$276.00  
Qty 4: \$268.00



### GWG311138

Poly Swivel Dump Cart

- 15 cu. ft. poly cart bed; 1200 lb. load capacity
- Foot pedal activates swivel dump feature to dump anywhere within a 105-degree radius
- Black powder coat finish on steel drawbar and undercarriage
- 16in. turf tread tires
- 1in. steel axle
- Spring loaded hitch pin with integrated handle for easy hook up to mower
- Hauls mulch, dirt, rocks, firewood, and other gardening supplies with ease

**NEW  
ARRIVALS**

Retail: \$549.99  
Qty 1: \$417.00  
Qty 4: \$404.00



### GWG311139

Poly Swivel ATV Dump Cart

- 15 cu. ft. poly cart bed; 1250 lb. load capacity
- Foot pedal activates swivel dump feature to dump within a 96 degree radius
- Black powder coat finish on steel drawbar and undercarriage
- Pass-through undercarriage for full 12 in. of ground clearance
- 18in. commercial grade multi-terrain ATV tires
- 2in. ball coupler for use with all ATVs and UTVs
- Hauls camping and hunting supplies, mulch, dirt, rocks and firewood with ease





**NEW**  
ARRIVALS

Retail: \$415  
**SPECIAL: \$315**



**85731.SEY**  
S500 Industrial™ Wheelbarrow

- 6 Cu. Ft. 1.0mm Tray is reinforced at the bottom with a heavy-duty 1/4in. thick "H" shaped support to prevent damage when used for hauling rock or concrete
- All-steel design assembles in less than ten minutes
- Front roll bar support heavy loads when dumping
- Steel handles with Cushion Grip
- 15" Flat-Free Knobby Rubber Tire

6 Cu. Ft. 1.0mm Tray

15in. Flat-Free Knobby Rubber Tire

All-Steel Construction



**NEW**  
ARRIVALS

Retail: \$275  
**SPECIAL: \$206**



**85770.SEY**  
S400 Jobsite™ Wheelbarrow

- 6 Cu. Ft. 1.0mm Tray
- Steel cross braces
- Hardwood handles
- 16" Flat-Free Knobby Rubber Tire

6 Cu. Ft. 1.0mm Tray

16in. Flat-Free Knobby Rubber Tire

Hardwood Handles



Retail: \$134.51  
**SPECIAL: \$82.85**



**10036.SEY**  
Landscape Rake

- Rounded teeth which provide a smooth, non-gouging raking/grading action
- Strong wrap-around bracing and heavy-duty double rib construction maximizes head stability and ensures long-lasting performance, even under the heaviest professional use
- Powder-coating provides durability against the elements

36in. Head Width

66in. Handle Length

Cushion Handle Grip



Retail: \$77.46  
**SPECIAL: \$48.40**



**21110.SEY**  
Post Hole Digger

- Ideal for job sites, farms, and ranches
- For use in all types of soil
- Triple riveted carbon steel blades
- 15 gauge sharpened blades
- Double bolted handles for durability
- Cushion grip for comfort

6in. Head Spread

15 Gauge Sharpened Blades

48in. Fiberglass Handles



**INVENTORY  
CLOSEOUT**

Retail: \$396  
Dealer: \$339  
**SALE: \$305.10**



**85755.SEY**  
Compost Push Spreader

- 24in. wide x 18in. diameter perforated
- Double bolts
- Steel handle
- Often used for topdressing existing lawns

Steel Handle

24in. x 18in.

## BRPA385H

### Towable Earth Auger

- New handle design allows for height adjustment to be made with one hand
- Variable speed and reverse operation
- Pivoting head allows for drilling on uneven terrain
- Swiveling engine frame for optimum performance
- Hydraulic sight glass makes checking fluid levels simple
- Ventilated hydraulic cap
- 4-bolt Ultra-Tow XTP hubs
- Easy to install 3-point tow-bar with 2in. hitch coupler and safety chains
- Bits sold separately (page 29)

Honda GX390, 389cc Engine

7/8in. Ground Hog™ (Square) Driveshaft Connection

Up to 18in. Auger Bit Capacity

275 Ft/Lbs Max Drilling Torque

140 (No Load) RPM

Folding Handle, Swiveling Head

**BEST IN CLASS**



**EASY ONE-HANDED HANDLE ADJUSTMENT!**



## Accessories

ITEM #	Description	Retail	Qty 1	Qty 4
GPR111483	Motor Adapter 1-3/8in. HEX Drive for BRPA385H Auger	\$78.72	\$48.45	\$48.45
GWG311009	Light Kit for BRPA385H Auger	\$115.00	\$80.50	\$78.08



GPR111483



GWG311009



**BRAVEPRO**  
POWERED BY  
**HONDA**


### BRPA180H

#### One Person Earth Auger

- Features Auger-LOK™ for stuck auger removal
- Lightweight (28 lbs) and easy to use
- Comfort and control for reduced operator fatigue
- Bits sold separately

Honda GX35, 35cc Engine

1 in. Round Driveshaft Connection

Up to 8 in. Auger Bit Capacity

51 Ft/Lbs Max Drilling Torque

166 (No Load) RPM

Power-GRIP™ Auger Control

Shown with bit,  
Sold separately

Retail: \$1,444  
Qty 1: \$1,083  
Qty 4: \$1,051

**POWERHORSE**


### 5719073

#### One Person Earth Auger Kit w/8in. Bit

- Powerful 52cc engine
- Shut off switch built into trigger throttle
- Replaceable fish tail point and blade
- Easy grip handles
- Kit includes auger head and 8 in. bit

52cc 2-Cycle Engine

Shock Absorbing Spring

30:1 Mix Ratio

Retail: \$285  
Qty 1: \$214  
Qty 4: \$207


**BRAVEPRO**  
POWERED BY  
**HONDA**

### Two-Person Earth Augers

- Reliable Honda GXV160 engine
- Enclosed, spur gear design transmission
- Features Auger-LOK™ for stuck auger removal
- Power-FLEX™ operator handles
- Magura™ Twist Grip Auger Control
- All-metal automatic 3 in. diameter centrifugal clutch
- Composite operator handles flex under load to help absorb vibration and shock
- Fits bits up to 18 in. (sold separately)



BRPA265H



BRPA270H

ITEM#	Engine	Driveshaft Connection	RPM	Max Drilling Torque	Retail	Qty 1	Qty 4
BRPA265H	Honda GXV160	1-3/8 in. Hexagon	144 (No Load)	190 Ft./Lbs.	\$3,024	\$2,268	\$2,200
BRPA270H	Honda GXV160	7/8 in. Square	144 (No Load)	190 Ft./Lbs.	\$3,024	\$2,268	\$2,200



**BRAVE****Auger Bits & Accessories**

Fits BRA250H, BRPA180H

- 1 in. round driveshaft connection

ITEM#	BR10639	BR10640	BR10641	BR10642	BR10643	BR10644
Diameter	2in.	3in.	4in.	6in.	8in.	N/A
Length	30in.	30in.	30in.	30in.	30in.	15in.
Type	Auger Bit	Auger Bit	Auger Bit	Auger Bit	Auger Bit	Extension
Retail	\$193	\$195	\$201	\$211	\$228	\$118
Qty 1	\$145	\$145	\$151	\$158	\$171	\$89
Qty 4	\$140	\$142	\$146	\$154	\$166	\$86

**BRAVE****Auger Bits & Accessories**

Fits BRPA265H

- 1-3/8in. hexagon driveshaft connection

ITEM#	BR10586	BR10587	BR10588	BR10589	BR10590	BR10591	BR10592	BR10593	BR10594
Diameter	4in.	6in.	8in.	10in.	12in.	14in.	16in.	18in.	N/A
Length	36in.	36in.	36in.	36in.	36in.	36in.	36in.	36in.	15in.
Type	Auger Bit	Auger Bit	Auger Bit	Auger Bit	Auger Bit	Auger Bit	Auger Bit	Planting Bit	Extension
Retail	\$375	\$412	\$428	\$450	\$494	\$581	\$921	\$863	\$146
Qty 1	\$281	\$309	\$321	\$338	\$370	\$436	\$691	\$647	\$110
Qty 4	\$273	\$300	\$312	\$327	\$359	\$422	\$670	\$627	\$107

**BRAVE****Auger Bits & Accessories**

Fits BRPA270H &amp; BRPA325H

- 7/8in. square driveshaft connection

ITEM#	BR10595	BR10596	BR10597	BR10598	BR10599	BR10600	BR10601	BR10602	BR10603
Diameter	4in.	6in.	8in.	10in.	12in.	14in.	16in.	18in.	N/A
Length	36in.	36in.	36in.	36in.	36in.	36in.	36in.	36in.	15in.
Type	Auger Bit	Auger Bit	Auger Bit	Auger Bit	Auger Bit	Auger Bit	Auger Bit	Planting Bit	Extension
Retail	\$375	\$412	\$428	\$450	\$494	\$581	\$902	\$863	\$146
Qty 1	\$281	\$309	\$321	\$338	\$370	\$436	\$676	\$647	\$110
Qty 4	\$273	\$300	\$312	\$328	\$359	\$422	\$656	\$627	\$107

**Auger Bit Blades, Teeth, Screws & Pins are available on our website!**

**SCAN THE CODE TO SEE THE  
WHOLE LINE  
ON OUR WEBSITE!**

**SEE OUR FULL ASSORTMENT OF PRODUCTS ONLINE AT [WWW.GNEDI.COM](http://WWW.GNEDI.COM)****29****LAWN & GARDEN****LANDSCAPING EQUIPMENT**



## SiBore & MicroBore Drills

- High-speed, lightweight design optimizes portability and ease of use for professionals on the move
- Compact and portable design is small enough to fit in a trunk, perfect for various job sites
- Capable of boring holes in less than five minutes
- Waterless boring method eliminates mud and reduces cleanup
- Includes a weather-resistant nylon case, two augers, and three 32-in. extensions
- Designed for professionals, including landscapers, sprinkler system installers, plumbers, and electrical contractors



ITEM#	Power	Boring Rate	Retail	Qty 1
SB216.MIN	Honda GX35 4-Stroke Engine	2in. and 4in. x 12ft.	\$3,875.00	<b>\$2,649.50</b>
SB216E.MIN	Makita 40V MAX XGT Battery-Powered Motor	2in. and 4in. x 12ft.	\$3,950.00	<b>\$2,765.00</b>
SB215.MIN	Honda GX35 4-Stroke Engine	1in. x 24ft.	\$4,100.00	<b>\$2,870.00</b>
SB215E.MIN	Makita 40V MAX XGT Battery-Powered Motor	1in. x 24ft.	\$4,325.00	<b>\$3,027.50</b>



## SiBore Drill Packages

- High-speed, lightweight design optimizes portability and ease of use for professionals on the move
- Compact and portable design is small enough to fit in a trunk, perfect for various job sites
- Capable of boring 1in. x 24ft., 2in., and 4in. holes in less than five minutes
- Waterless boring method eliminates mud and reduces cleanup
- Includes a weather-resistant nylon case, MS-10 motor stand, six 36in. long boring rods, swivel cable puller, two boring heads, two augers, and three 32-in. extensions
- Designed for professionals, including landscapers, sprinkler system installers, plumbers, and electrical contractors
- Best used in combination with the GeoRipper® handheld trencher for safer and faster production



ITEM#	Power	Boring Rate	Retail	Qty 1
SB431.MIN	Honda GX35 4-Stroke Engine	1in. x 24ft., 2in., and 4in.	\$4,999.00	<b>\$3,499.30</b>
SB431E.MIN	Makita 40V MAX XGT Battery-Powered Motor	1in. x 24ft., 2in., and 4in.	\$4,999.00	<b>\$3,499.30</b>

Uni Pro™

## Uni Pro 225 Bucket Seats

- Features universal mounting for multiple applications for construction, lawn mower, and turf equipment
- Durable waterproof vinyl covering with central drain hole
- Ergonomic foam cushion with corrosion resistant plastic frame
- 19in. high-back seat which will replace both original 16in. and 19in. high-back seats
- Accepts operator presence switch\*
- Multiple mounting patterns

*\*Note: This seat takes the Twist in Mount Operator Presence Switch.*



8773



8774



8772



8375

**Order 5 seats and receive a FREE store display box and a discount!**



8377



8376

ITEM#	Covering	Packaging	Applications	Retail	Qty 1
8773	Black	Each	Construction, Lawn Mower, Turf Equipment	\$119	\$89
8774	Gray	Each	Construction, Lawn Mower, Turf Equipment	\$119	\$89
8772	Yellow	Each	Construction, Lawn Mower, Turf Equipment	\$119	\$89
8375	Black	Display Box w/5 Seats	Construction, Lawn Mower, Turf Equipment	N/A*	\$378
8377	Gray	Display Box w/5 Seats	Construction, Lawn Mower, Turf Equipment	N/A*	\$378
8376	Yellow	Display Box w/5 Seats	Construction, Lawn Mower, Turf Equipment	N/A*	\$378

*\*Display boxes only for dealer showroom/in-store display. Not for resale.*

Uni Pro™

## Uni Pro 229 Bucket Seats

- Durable waterproof vinyl covering with central drain hole
- Ergonomic foam cushion with corrosion resistant plastic frame
- Seat dimensions: 18.9in. W x 22.64 in. H
- Uses standard M8 bolts
- Multiple mounting patterns
- Applications include compact tractor, construction, garden, industrial, lawn mower, and skid steer equipment

*\*Note: This seat takes the Twist in Mount Operator Presence Switch.*



8777



8776



8775

ITEM#	Covering	Retail	Qty 1
8777	Black	\$132	\$99
8776	Gray	\$132	\$99
8775	Yellow	\$132	\$99



## Uni Pro™



7989

## Uni Pro 122 Seat Assembly

- Universal seat for forklift, skid steer, and telehandler equipment
- Rugged cut and sew black vinyl covering
- 14-gauge steel frame with black powder coat finish
- Contoured foam cushions with full-depth foam construction
- 6in. fore/aft slide rail adjustment

Retail: \$258  
Dealer: \$193  
Qty 1: \$183  
Qty 4: \$178



## Uni Pro™



7937

## Uni Pro 125 Bucket Seat

- Universal seat for construction, lawn mower, and turf equipment
- Durable waterproof black vinyl covering with central drain hole
- Ergonomic foam cushion with corrosion resistant plastic frame
- 19in. high-back seat which will replace both original 16in. and 19in. high-back seats
- Accepts operator presence switch

Retail: \$159  
Dealer: \$119  
Qty 1: \$113  
Qty 4: \$109



Milsco XB180

## Uni Pro™

## Bucket Seat w/Slide Rails

## Uni Pro 128

- Durable waterproof vinyl covering with central drain hole
- Ergonomic foam cushion with corrosion resistant plastic frame
- Slide rails with 6 inches of travel come attached
- Accepts two operator presence switches, flange mount



8643



8642

Milsco XB180



ITEM#	Covering	Applications	Retail	Qty 1	Qty 4
8643	Black Vinyl	Forklift, Industrial, Skid Steer, Small Construction, Tractor and Turf Equipment	\$202.00	\$151.00	\$146.95
8642	Gray Vinyl	Forklift, Industrial, Skid Steer, Small Construction, Tractor and Turf Equipment	\$202.00	\$151.00	\$146.95

## Uni Pro™



7104

## Uni Pro 129 Bucket Seat

- Universal seat for construction, garden, industrial, lawn mower, skid steer, and tractor equipment
- Durable waterproof black vinyl covering with central drain hole
- Ergonomic foam cushion with corrosion resistant plastic frame
- Multiple mounting patterns

Retail: \$172  
Dealer: \$129  
Qty 1: \$123  
Qty 4: \$119

Milsco XB200



## Uni Pro™



8742



8754

## Sears Style Bucket Seats

## Uni Pro 175

- Universal seat for construction, forklift, skid steer, and turf equipment
- Heavy-duty waterproof black vinyl covering
- One-piece stamped steel pan that is corrosion resistant
- Accepts operator presence switch
- One-piece molded cushion with protective edge trim

ITEM#	Covering	Retail	Qty 1	Qty 4
8742	Black Vinyl	\$228.00	\$171.00	\$165.87
8754	Gray Vinyl	\$260.85	\$195.64	\$189.77

## Uni Pro™

8021

## Uni Pro 441 Seat Assembly

- Universal seat for commercial, ground service, material handling, skid steer, tractor, and turf equipment
- Heavy-duty water-resistant black vinyl covering
- Adjustable backrest folds forward and reclines, includes document pouch
- 3-position lumbar support to help prevent lower back pain



**MORE SEATS  
ONLINE  
AT GNEDI.COM**



Retail: \$399  
Dealer: \$299  
Qty 1: \$284  
Qty 4: \$275

## Uni Pro™

## Uni Pro 480/481 Seat Assemblies

- Universal seat for commercial turf, construction, ground service, industrial, material handling, skid steer, and turf equipment
- Heavy-duty, water-resistant covering
- Vacuum formed with ergonomic polyurethane cushions
- Adjustable backrest and slide rails



8779



8778

ITEM#	Covering	Model Number	Retail	Qty 1
8779	Gray Fabric	Uni Pro 480	\$199	\$149
8778	Black Vinyl	Uni Pro 481	\$199	\$149

## Uni Pro™

Retail: \$366.00  
Qty 1: \$274.00  
Qty 4: \$266.00



8001

## Uni Pro 52 Forklift Seat

- Designed with a universal mounting pattern that fits select Daewoo®, Komatsu®, Mitsubishi®, Nissan®, TCM® and Toyota® forklifts
- Heavy-duty black vinyl covering
- Vacuum formed cushions
- 60° adjustable backrest for individual fit
- Retractable seat belt and hip restraints for added safety

## Uni Pro™

Retail: \$266.00  
Qty 1: \$199.50  
Qty 4: \$193.51



8620

## Uni Pro 53 Toyota Forklift Seat Kit

- Designed to fit select Toyota® forklifts
- Durable black vinyl covering
- Seamless molded and contoured cushions
- Retractable seat belt and side restraints
- Kit includes bolt bag
- Toyota® Forklifts: 7FDU35, 7FDU45, 7FDU70, 7FDU80, 7FGU35, 7FGU45, 8FD35U, 8FDU25, 8FDU30, 8FGCU25, 8FGU25, 8FGU30

\*Note: This seat does not fold down

## Uni Pro™

Retail: \$599  
Dealer: \$449  
Qty 1: \$427  
Qty 4: \$413



8175

## Uni Pro Universal Suspension Forklift Seat

- Designed with a universal mounting pattern that fits select Daewoo® and Doosan® forklifts and material handling equipment
- Heavy-duty waterproof black vinyl covering
- Low-profile full mechanical suspension with 1.5in. stroke
- Contoured cushions and hip restraints
- Retractable seat belt for added safety
- 110 - 242 lb. weight adjustment

## Uni Pro™

## 480/481 Seat Components

- Durable covering with foam cushion
- Dura-Tex molded armrests with steel cores
- Strong wear resistance



8785



8786



8784

ITEM#	Covering	Component Type	Applications	Retail	Qty 1
8785	Black Vinyl	Backrest Extension	Add-on option for Uni Pro 480 or 481 seats	\$59	\$44
8786	Gray Fabric	Backrest Extension	Add-on option for Uni Pro 480 or 481 seats	\$59	\$44
8784	Black Dura-Tex Molded Covering	Armrest Kit	Add-on option for Uni Pro 480 or 481 seats	\$99	\$74

## Uni Pro™



Retail: \$298  
Dealer: \$199  
Qty 1: \$189  
Qty 4: \$183

Grammer B12 or GS12



8074

### Uni Pro 112 Seat & Semi-Suspension

- Universal seat for ground service, skid steer, material handling, and turf equipment
- Durable waterproof black vinyl covering
- Steel frame with 15° backrest adjustment
- Integrated semi-suspension with 1.6in. stroke
- Vacuum formed waterproof cushions
- 110 - 265 lb. weight adjustment

## Uni Pro™



7734



7736

### Utility Suspension Seat Assemblies

#### Uni Pro 117

- Universal seat for construction and tractor equipment
- Heavy-duty waterproof vinyl covering
- Vacuumed formed, fire-resistant cushions
- Slide rail adjustment
- Utility suspension with 3.15in. stroke

**MORE SEATS  
ONLINE  
AT GNEDI.COM**

ITEM#	Covering	Retail	Qty 1	Qty 4
7734	Black Vinyl	\$439.00	\$329.00	\$319.37
7736	Yellow Vinyl	\$439.00	\$329.00	\$319.37

## Uni Pro™



Retail: \$799.00  
Qty 1: \$599.00  
Qty 4: \$581.27

Grammer MSG651/531



7882

### Uni Pro 136 Seat & Mechanical Suspension

- Universal seat with multiple applications for forklift, skid steer and turf equipment
- Durable black vinyl covering
- Mechanical suspension with travel of 2.38in.
- Vacuum formed narrow seat cushion of 18.5in.
- Adjustable backrest and mechanical lumbar support
- Retractable seat belt for added safety
- Weight indicator with 100 - 375 lb. adjustment
- Accepts operator presence switch

## Uni Pro™



Retail: \$759.00  
Qty 1: \$569.00  
Qty 4: \$552.17

Milsco V5300



7924

### Uni Pro 236 Seat & Mechanical Suspension

- Universal seat with multiple applications for industrial, small construction, and turf equipment
- Durable black vinyl covering with central drain hole
- Mechanical suspension with travel of 2.36in.
- Contoured foam cushions
- Backrest angle adjustment from 5° forward to 15° backward
- Manual weight adjustment up to 270 lbs.

## Uni Pro™



Retail: \$639.00  
Qty 1: \$479.00  
Qty 4: \$464.87

Milsco CR100



7939

### Uni Pro 336 Seat & Mechanical Suspension

- Universal seat with multiple applications for agriculture, forklift, industrial, material handling, small construction, and turf equipment
- Durable black vinyl covering
- Mechanical suspension with travel of 3in.
- Contoured foam cushions
- Manual weight adjustment
- Accepts operator presence switch



Uni Pro™

**NEW**  
ARRIVALS**Uni Pro™ 1003 Air Suspension Seats**

- Designed for logger, agriculture, construction, and tractor equipment
- Durable Tuff-Tex fabric covering
- Air suspension with self-contained 12-volt compressor
- Reclining backrest and adjustable lumbar support
- Fore/aft isolator (can be disabled) to absorb shock
- Height and weight adjustments
- Padded tilt-up armrests with angle adjustment
- Adjustable slide rails with 5 in. of travel
- Operator presence switch included



8170



7915

ITEM#	Covering	Retail	Qty 1	Qty 4
8170	Brown Tuff-Tex fabric	\$1,323.00	\$992.00	\$962.48
7915	Gray Tuff-Tex fabric	\$1,323.00	\$992.00	\$962.48

Uni Pro™

**NEW**  
ARRIVALS**Uni Pro™ 1061 Air Suspension Seats**

- Designed for tractor equipment
- Assembly is required (seat and suspension do not come attached)
- Durable leatherette vinyl or fabric covering
- Air suspension with a self-contained 12-volt compressor
- Cut-and-sew cushions
- Reclining backrest and backrest extension for taller operators
- Adjustable fold-up armrests
- Fore/aft isolator with 8.25 in. of travel to absorb shock
- Height adjustment of 3 in.
- Adjustable slide rails with 4 in. of travel
- **Replacement seat for Grammer MSG95/741**



8553



8436



8528

**Grammer MSG95/741**

ITEM#	Covering	Retail	Qty 1	Qty 4
8553	Red Leatherette Vinyl	\$1,539.00	\$1,154.00	\$1,119.62
8436	Brown Fabric	\$1,539.00	\$1,154.00	\$1,119.62
8528	Gray Fabric	\$1,539.00	\$1,154.00	\$1,119.62

Uni Pro™

**NEW**  
ARRIVALS**Uni Pro™ 1300 Air Suspension Seats**

- Designed for agriculture, construction, and tractor equipment
- Luxury fabric covering
- Semi-active air suspension system with vibration reduction
- Contoured cushions
- Reclining backrest and adjustable mechanical lumbar support
- Padded tilt-up armrests with angle adjustment
- Retractable seat belt
- Front-mounted controls for quick access to swivel, side-to-side, and fore/aft isolator adjustments
- 100 - 305 lb weight adjustment



7945



7944

ITEM#	Covering	Retail	Qty 1	Qty 4
7945	Brown Luxury Fabric	\$2,730.00	\$2,047.00	\$1,986.07
7944	Gray Luxury Fabric	\$2,730.00	\$2,047.00	\$1,986.07

Uni Pro™

**NEW**  
ARRIVALS

Retail: \$1,470.00  
Qty 1: \$1,102.00  
Qty 4: \$1,069.42

Grammer MSG95/741



**8132**

Uni Pro 1060 Air Suspension Seat

- Universal seat for agriculture, construction, and tractor equipment
- Durable black/gray matrix fabric covering
- Air suspension with a 12-volt compressor
- Reclining backrest with tapered support
- Backrest extension for additional height support
- Adjustable mechanical lumbar support
- Adjustable fold-up armrests
- Adjustable slide rails with 4 in. of travel
- Operator presence switch included
- **Replacement seat for Grammer MSG95/741**

Uni Pro™

**NEW**  
ARRIVALS

Retail: \$499.00  
Qty 1: \$374.00  
Qty 4: \$363.02



**8575**

Uni Pro 1005 Mechanical Suspension Seat

- Universal seat for agriculture and construction equipment
- Durable black fabric covering
- Contoured foam cushions
- Adjustable backrest that folds forward and reclines
- Backrest extension to enhance support for taller operators
- Adjustable fold-up armrests (30° up or down)
- Slide rails provide fore/aft adjustment for better positioning
- Weight adjustment handlebar (110 - 287 lbs.)

Uni Pro™

**NEW**  
ARRIVALS

Retail: \$999.00  
Qty 1: \$749.00  
Qty 4: \$726.77



**8241**

Uni Pro 1045 Air Suspension Seat

- Designed to replace your original suspension seat
- Durable black fabric covering
- Removable and adjustable headrest
- Vacuum-formed cushions
- Reclining backrest
- Mechanical adjustable lumbar support
- Fold-up armrests
- Self-contained 12-volt compressor with an easy-to-reach pump switch
- 8.27 in. slide rail adjustment for flexible positioning

Uni Pro™

**NEW**  
ARRIVALS

Retail: \$1,399.00  
Qty 1: \$1,049.00  
Qty 4: \$1,017.77

Grammer MSG95/742



**8570**

Uni Pro John Deere® Combine Air Suspension Seat

- Upgrade John Deere® combine equipment with this Uni Pro AH227974-AXE48239 air suspension seat, a premium Grammer replacement for ag equipment
- Durable brown matrix fabric covering
- Self-contained 12-volt compressor and 7 in. suspension stroke
- Seat cushion depth and angle adjustment
- Adjustable fold-up left-hand armrest
- Height adjustment up to 3.1 in.
- Operator presence switch
- **Replacement seat for Grammer MSG95/742**

Uni Pro™

**NEW**  
ARRIVALS

Retail: \$466.00  
Qty 1: \$349.00  
Qty 4: \$339.02

made in the  
USA



**8212**

Uni Pro Instructional Buddy Seat for Case IH® Magnum Tractors

- Designed to accommodate a child or adult in Case IH® 71, 72, and 89 Series Magnum tractors
- Durable black/gray matrix fabric covering
- Ergonomic backrest and seat cushions with 3 in. thick padding
- Seat belt and mounting brackets included
- Swivel function for improved operator mobility
- Left armrest remains attached to the operator seat
- Three-point mounting system for secure installation
- Includes an exterior handrail for easy cab entry

Uni Pro™

**NEW**  
ARRIVALS

Retail: \$546.00  
Qty 1: \$409.00  
Qty 4: \$397.22

made in the  
USA



**8211**

Uni Pro Instructional Buddy Seat for John Deere® Tractors

- Designed to accommodate a child or adult in John Deere® 8000, 8010, and 8020 Series tractors
- Durable brown fabric covering
- Ergonomic seat cushion with 3.5 in. thick padding
- Seat belt and mounting brackets included
- Easy installation with no drilling required - all hardware included
- Stable mounting plate positioned beneath the main seat for secure installation
- Overall height: 35.5 in.

Uni Pro™

**NEW**  
ARRIVALS



Retail: \$699.00  
Qty 1: \$524.00  
Qty 4: \$508.52

Restoration Seat



**7163**

International Harvester® 56 Seat Assembly

- Upgrade select International Harvester® tractors
- Durable black and white vinyl covering
- Steel frame construction with black powder coat finish
- Steel-core cushions in the seat and backrest
- Contoured 4 in. thick seat and backrest cushions, and 2 in. thick armrests
- Armrests fold up and out of the way allowing for easy access to the seat
- Fits original mechanical or hydraulic suspension and Uni Pro mechanical suspension

Uni Pro™

**NEW**  
ARRIVALS



Retail: \$719  
Dealer: \$539  
Qty 1: \$512  
Qty 4: \$496

Restoration Seat



**7106**

Tractor Seat Assembly | Mechanical

- Upgrade select Case®, Case IH®, International Harvester®, or Massey Ferguson® tractors with an original hydraulic or mechanical seat
- Durable black fabric covering
- Replacement for original Sears brand mechanical seat with flip-up armrests
- Steel frame construction and steel-core cushions
- Contoured 4 in. thick seat cushion and 2 in. thick backrest cushion
- Armrests fold up and out of the way allowing for easy access to the seat

Uni Pro™

**NEW**  
ARRIVALS



Retail: \$159.00  
Qty 1: \$119.00  
Qty 4: \$115.67

Restoration Seat



**7181**

International Harvester® HM Pan Seat

- Upgrade your International Harvester® Farmall® tractor
- Durable red and white vinyl covering
- Heavy-duty steel core
- 1 in. thick foam cushion
- Red powder coat finish seat pan
- Seat bolts to the original seat frame
- 4-bolt mounting pattern for a secure and stable fit

Uni Pro™

**NEW**  
ARRIVALS



Retail: \$498.00  
Qty 1: \$373.00  
Qty 4: \$361.81

Restoration Seat



**7438**

John Deere® 4010 Seat Top Assembly

- Compatible with select John Deere® tractors, combines, cotton pickers, forage harvesters, sprayers, and scrapers
- Durable yellow vinyl covering
- Steel hardware plates with green powder coat finish
- Steel-core cushions in the seat, large backrest, and small backrest for added support
- Contoured 4 in. thick seat cushion and 2 in. thick large and small backrest cushions

Uni Pro™

**NEW**  
ARRIVALS



Retail: \$432.00  
Qty 1: \$324.00  
Qty 4: \$314.28

Restoration Seat



**7152**

International Harvester® Seat Cushion Kit

- High quality 3-piece replacement cushion kit for a International Harvester® tractor or combine
- Durable black and white vinyl covering
- Steel cores
- 4in. thick seat foam cushion, and 2in. thick backrest foam cushion
- Cushion bolts to original frame with 3-hole bolt pattern
- Seat assembly tips forward

**MORE SEATS  
ONLINE  
AT GNEDI.COM**

**SCAN THE CODE  
TO SEE THE  
WHOLE LINE!**





## Uni Pro™

NEW  
ARRIVALSmade in the  
USA

### John Deere® 40 Personal Posture Cushions

- Fits in the original John Deere® Personal Posture frame
- Durable fabric covering
- Steel core
- 3in. thick foam cushion (Backrest); 4in. thick foam cushion (Seats)



ITEM#	Type	Covering	Retail	Qty 1	Qty 4
7218	Backrest Cushion	Brown Fabric	\$159.00	<b>\$119.00</b>	<b>\$115.67</b>
7220	Mechanical Seat Cushion	Brown Fabric	\$173.00	<b>\$130.00</b>	<b>\$125.86</b>
7219	Hydraulic Seat Cushion	Brown Fabric	\$173.00	<b>\$130.00</b>	<b>\$125.86</b>

## Uni Pro™

NEW  
ARRIVALSmade in the  
USA

### Bench Seat Kits

- Durable, weather-resistant vinyl covering
- Heavy-duty wood core
- 3in. thick backrest cushion
- 4in. thick seat cushion
- Easy installation offers bolt-on application with provided mounting hardware



ITEM#	Type	Covering	Retail	Qty 1	Qty 4
8621	Kubota RTV 900-1140	Gray Vinyl	\$334.00	<b>\$251.00</b>	<b>\$242.99</b>
8623	Kubota RTV 900-1140	Camo Fabric	\$334.00	<b>\$251.00</b>	<b>\$242.99</b>
8940	Kawasaki Mule 520-550 (2007 & Prior)	Gray Vinyl	\$396.00	<b>\$297.00</b>	<b>\$288.09</b>

## Uni Pro™

### Bobcat® or John Deere® Skid Steer Cushions

- Backrest and seat cushion for select Bobcat® E Series or John Deere® skid steers
- Durable gray vinyl covering
- Foam cushion
- Cushions bolt to original seat frame
- Cushions sold separately



ITEM#	Component Type	Retail	Qty 1	Qty 4
8461	Backrest Cushion	\$157.49	<b>\$117.78</b>	<b>\$114.57</b>
8460	Seat Cushion	\$151.48	<b>\$113.61</b>	<b>\$110.20</b>

## Uni Pro™

made in the  
USA

### Bobcat® E Series Cushions

- Seat cushion for Bobcat® E Series mini excavators
- Durable gray covering in fabric or vinyl
- Strong wear resistance
- Ergonomic foam cushion
- Cushions bolt to original seat frame
- Bobcat® E Series Mini Excavators: E10, E20, E26, E32 25 HP, E35 25 HP, E35 33 HP, E42, E45, E50, E55, E63, E85



ITEM#	Covering	Retail	Qty 1	Qty 4
8582	Charcoal Gray Fabric	\$146.00	<b>\$109.00</b>	<b>\$106.22</b>
8591	Gray Vinyl	\$163.30	<b>\$121.91</b>	<b>\$118.80</b>

## Uni Pro™

made in the  
USARetail: \$43.00  
Qty 1: **\$32.00**  
Qty 4: **\$31.28**

9120

### John Deere® Personal Posture Seat Cover Kit

- Protect your John Deere® Personal Posture Series tractor combine, cotton picker, cotton stripper, forage harvester, sprayer or windrower seat frame
- Durable Brown Endura Fabric covering
- Two-piece, custom tight fit with elastic ensuring no slip
- Water-resistant, flexible, and machine washable
- Backrest cushion cover features document pouch for manual storage

## Uni Pro™

made in the  
USARetail: \$199  
Dealer: \$149  
Qty 1: **\$142**  
Qty 4: **\$137**

8065

### KM Grammer Seat Cover Kit

- Protect your KM 731, KM 1054, KM 1055, KM 1057 or John Deere AT347476 Seat
- Durable two-tone gray Alcantara fabric covering
- Cover is robust and dirt-resistant
- Easy to adjust and adapt to seat's shape and design due to elastic and velcro fastening tabs
- Designed for Grammer seats but can be fitted to most OEM seats
- Ideal for seat up to 21 in. wide and with varying heights



## Uni Pro™

Retail: \$159.00  
Qty 1: **\$119.00**

9130

### Case IH® Seat Cover Kit

- Protect the seat in your Case IH® 5100-5200 Series Maxxum, 71-72-89 Series Magnum, and Steiger® 9100-9200 Series, or New Holland®-Ford® 70 Genesis Series tractor
- Durable Gray Canvas covering
- Two-piece, custom fit with straps
- Backrest and seat cushion covers feature a cutout for seat adjustment knobs
- Backrest cushion cover allows space for armrests



## Industrial LED Lights

For Case®, Cat®, Gehl®, Deere®, Komatsu®, and Mustang®

- Provides large savings over time and last 5 times longer than HID and Halogen lights
- Brighter lights provide visibility for longer distances
- IP68 rating (waterproof & dustproof)
- Radio frequency interference filter (RFI)
- Durable poly carbonate lens
- Electromagnetic interference filter (EMI)
- Includes mounting bracket and stainless steel hardware



ITEM#	Model #	Size (W x H)	Amps	Input Voltage	Light Pattern	Effective Lumens	Watts	Retail	Qty 1	Qty 4
2609	TL500WF	4.5in. x 4.25in.	4.1	9 to 32	Wide Flood, 90°	6,900	50	\$149.00	<b>\$105.81</b>	<b>\$101.40</b>
2907	TL500F	4.5in. x 4.25in.	4.1	9 to 32	Flood, 60°	6,900	50	\$143.00	<b>\$105.36</b>	<b>\$102.20</b>
2944	TL500S	4.5in. x 4.25in.	4.1	9 to 32	Spot, 25°	6,900	50	\$149.00	<b>\$110.37</b>	<b>\$106.50</b>
2608	TL500SS.TIG	4.5in. x 4.25in.	4.1	9 to 32	Spot, 20°	6,900	50	\$149.00	<b>\$110.37</b>	<b>\$106.50</b>
2939	TL350F.TIG	4.5in. x 4.25in.	2.6	12 to 24	Flood	5,000	35	\$134.00	<b>\$98.97</b>	<b>\$95.78</b>



## Industrial LED Lights

General Use

- Provides large savings over time and last 5 times longer than HID and Halogen lights
- Brighter lights provide visibility for longer distances
- IP68 rating (waterproof & dustproof)
- Radio frequency interference filter (RFI)
- Durable poly carbonate lens
- Electromagnetic interference filter (EMI)
- Includes mounting bracket and stainless steel hardware



ITEM#	Model #	Size (W x H)	Amps	Input Voltage	Light Pattern	Effective Lumens	Watts	Retail	Qty 1	Qty 4
2902	TL118F.TIG	6.25in. x 1.75in.	1.5	12 to 24	Flood	1,300	18	\$66.00	<b>\$46.87</b>	<b>\$44.92</b>
2940	TL130F.TIG	6in. x 4in.	4.5	12 to 24	Flood	3,500	55	\$102.00	<b>\$72.43</b>	<b>\$69.42</b>
2960	TL105F.TIG	4.29in. x 5.41in.	4.0	12 to 24	Flood	2,650	48	\$91.00	<b>\$66.69</b>	<b>\$65.04</b>
2634	TL810.TIG	7in. x 5in.	2.9	9 to 32	Flood/Spot	3,700 Hi Beam; 1,800 Lo Beam	35	\$120.00	<b>\$85.22</b>	<b>\$81.67</b>
2901	TL115F.TIG	4.25in. x 4.25in.	3.5	12 to 24	Flood	2,650	42	\$74.00	<b>\$53.23</b>	<b>\$51.86</b>



## 2590

Universal ROPS Light Kit

- An ideal solution for adding LED Lights to your zero-turn mower or compact tractor
- Polycarbonate lens with die-cast aluminum housing/ heatsink
- IP68 rated (dust proof and water-resistant)
- Kit is universal, depending on the battery location
- Comes with interchangeable mounts to fit multiple dimensions of existing ROPS
- Included bracket dimensions (W x H): 2in. x 2in., 3in. x 1.5in., and 3in. x 2in.



Retail: \$188.00  
Qty 1: **\$131.27**  
Qty 4: **\$127.65**

Model #TLROPSKIT-1

### Flood Beam Pattern

1,350 Effective Lumens (2,700 Combined)

18 Watts (36 Combined)

1.5 Amp Draw (3 Combined)

12V to 24V Input Voltage



## Complete John Deere® Combine LED Light Kits

- Replacement LED Light Kit for all Upper Cab, Side Row Finder, Stubble, Grain Tank, Auger and Field Lights on John Deere® 9000, 9010, 9050, 9060, Sidehill, CTS and STS Series combines with rectangular cab lights
- Plug and play wiring for easy install
- Replaces all upper cab, stubble, grain tank, auger and field lights (6 upper cab, 2 side row finder, and 6 stubble, grain tank, auger and field lights)



2784



2785



2795

ITEM#	Model #	John Deere Series	Beam Pattern	Effective Lumens	Watts	Input Voltage	Retail	Qty 1	Qty 4
2784	JDKIT4	9000-ST5	Flood or Flood/Spot	45,400	690	12 to 24	\$1,624	\$1,196.98	\$1,160.73
2785	JDKIT5	9060-9070 STS	Flood or Flood/Spot	57,400	720	12 to 24	\$1,784	\$1,266.90	\$1,214.11
2795	JDKIT6	S-T-W	Flood or Flood/Spot	46,000	610	12 to 24	\$1,850	\$1,313.77	\$1,259.03



## Complete Case IH® Combine LED Light Kits

- Replacement LED Light Kit for all Upper Cab, Stubble, Grain Tank, Unloading Auger and Field Lights on Case IH® 2144, 2166, 2188, 2344, 2366, 2377, 2388, 2577 and 2588 combines
- Plug and play wiring for easy install
- Replaces all upper cab, stubble, grain tank, unloading auger and field lights (2 center upper cab, 4 outer upper cab, and 8 stubble, grain tank, unloading auger and field lights)



2782



2783



2621

ITEM#	Model #	Case IH Series	Beam Pattern	Effective Lumens	Watts	Input Voltage	Retail	Qty 1	Qty 4
2782	CASEKIT2	2144-2588	Flood or Flood/Spot	49,800	680	12 to 24	\$1,385	\$1,020.18	\$989.91
2783	CASEKIT3	5088-9230	Flood	53,400	600	12 to 24	\$1,597	\$1,177.20	\$1,141.43
2621	CASEKIT7	STX-Steiger	Flood or Flood/Spot	53,800	648	12 to 24	\$1,675	\$1,189.49	\$1,139.93



## 2702

### Complete Case IH Steiger (Quadtrac) LED Light Kit

- Replacement LED Light Kit for all Front Hood, Rear Fender, and Upper Cab Lights on Case IH® Steiger and Steiger (Quadtrac) Series tractors
- Plug and play wiring for easy install
- Replaces all hood, rear fender, and upper cab lights (1 left-hand wraparound hood, 1 right-hand wraparound hood, 2 center hood, 2 rear fender, and 6 upper cab lights)

Retail: \$2,839.00  
**SPECIAL: \$1,886.43**



Driving, Flood, or Spot Beam Pattern

61,200 Effective Lumens

680 Watts; 61.64 Amp Draw

Model #CASEKIT-15





## 2932 Amber Warning Beacon Light

- Ensure safety
- Efficient, durable, long-lasting
- Reattach lens cover by twisting into lock position
- Ideal for agriculture and industrial equipment

360° Flashing/Flood Light Pattern

3 Adjustable Patterns

48 Watts; 4 Amp Draw

12V to 24V Input Voltage



Model #TL2000.TIG

Retail: \$99.00  
Qty 1: \$69.89  
Qty 4: \$67.23



## 2810 Amber Warning Beacon Light

- Ensure safety
- Efficient, durable, long-lasting
- Attach to equipment with solid/fixed mount
- Includes mounting pad and stainless steel hardware
- Ideal for agriculture and industrial equipment

360° Flashing/Flood Light Pattern

Flashing/Flood Light Pattern

2.75in. x 5.25in. (D x H)

12V to 24V Input Voltage



Model #TL2100.TIG

Retail: \$41.00  
Qty 1: \$30.83  
Qty 4: \$29.31



## 2604 34in. Amber Warning Light Bar

- Ensure safety
- Efficient, durable, long-lasting
- 34.25in. x 3.75in. x 11.75in. (W x H x D)
- Includes controller, wiring harness and mounting brackets
- Ideal for agriculture, ATV, construction, and vehicle equipment



360° Flashing with Bright 3W LED Bulbs

17 Flashing Patterns

12V to 24V Input Voltage

Low Profile Design

Model #TL1400.TIG

Retail: \$558.00  
Qty 1: \$396.26  
Qty 4: \$379.75



## 2605 46in. Amber Warning Light Bar

- Ensure safety
- Efficient, durable, long-lasting
- 46in. x 3.75in. x 11.75in. (W x H x D)
- Includes controller, wiring harness and mounting brackets
- Ideal for agriculture, ATV, construction, and vehicle equipment



360° Flashing with Bright 3W LED Bulbs

17 Flashing Patterns

12V to 24V Input Voltage

Low Profile Design

Model #TL1500.TIG

Retail: \$667.00  
Qty 1: \$467.29  
Qty 4: \$452.89



## Amber Warning Light Bars

- 10 adjustable flash patterns
- -22° F to 150° F operating temperature
- Mounts on vehicle using heavy-duty magnetic feet or install using permanent mounting studs
- SAE J845 Class 1 rating
- Includes 15ft. cord with accessory power plug, and mounting pads with studs and hardware



3551



3550

ITEM#	Size (W x H x D)	LED Qty	Type	Input Voltage	Watts	Retail	Qty 1	Qty 4
3551	11in. x 2.16in. x 6.10in.	24	360° Flashing	12 to 24	24	\$114.00	\$85.00	\$82.94
3550	15.25in. x 3in. x 8.25in.	56	360° Flashing	12 to 24	38	\$258.00	\$193.00	\$187.70

SEE OUR HUGE SELECTION OF  
TIGER LIGHTS ONLINE!

SCAN THE CODE  
TO SEE THE WHOLE LINE!



Tiger Lights LED light bars offer exceptional durability and performance. Built with a tough polycarbonate lens and RoHS-compliant materials, each light bar includes stainless steel hardware for secure installation. With an IP68 rating, these lights are completely dustproof and fully submersible without impact on performance. Their die-cast aluminum housing and heatsink ensure lasting durability and optimal heat dissipation, extending their service life. All models provide a flood/spot beam pattern, with double-row lights featuring high-intensity 3-watt CREE LED bulbs for superior brightness.



### Single Row Light Bars



ITEM#	Model #	Size (W x H)	LED Qty	Amps	Input Voltage	Effective Lumens	Watts	Retail	Qty 1	Qty 4
2869	TL6SRC.TIG	7in. x 1.75in.	6	2.5	12 to 24	3,400	30	\$107.00	<b>\$78.32</b>	<b>\$76.40</b>
2900	TL10SRC.TIG	11in. x 1.75in.	10	4.2	12 to 24	5,700	50	\$154.00	<b>\$110.23</b>	<b>\$106.40</b>
2906	TL20SRC.TIG	21in. x 1.75in.	20	8.3	12 to 24	11,300	100	\$230.00	<b>\$169.47</b>	<b>\$164.39</b>
2864	TL30SRC.TIG	31in. x 1.75in.	30	12.5	12 to 24	13,600	150	\$271.00	<b>\$199.35</b>	<b>\$193.69</b>
2950	TL40SRC.TIG	41in. x 1.75in..	40	16.7	12 to 24	17,300	200	\$371.00	<b>\$263.46</b>	<b>\$252.49</b>
2866	TL50SRC.TIG	51in. x 1.75in.	50	21	12 to 24	25,200	250	\$464.00	<b>\$324.36</b>	<b>\$315.06</b>



### Double Row Light Bars



ITEM#	Model #	Size (W x H)	LED Qty	Amps	Input Voltage	Effective Lumens	Watts	Retail	Qty 1	Qty 4
2909	TLB400C.TIG	8in. x 3in.	12	3	12 to 24	2,650	36	\$116.00	<b>\$82.38</b>	<b>\$78.94</b>
2910	TLB410C.TIG	14in. x 3in.	24	6	12 to 24	5,400	72	\$195.00	<b>\$138.48</b>	<b>\$132.71</b>
2872	TLB420C.TIG	22in. x 3in.	40	10	12 to 24	7,200	120	\$243.00	<b>\$172.57</b>	<b>\$165.38</b>
2947	TLB430C.TIG	32in. x 3in.	60	15	12 to 24	9,900	180	\$336.00	<b>\$235.44</b>	<b>\$228.14</b>
2875	TLB440C.TIG	42in. x 3in.	80	19	12 to 24	14,500	240	\$399.00	<b>\$283.35</b>	<b>\$271.54</b>
2877	TLB450C.TIG	52in. x 3in.	96	24	12 to 24	21,000	288	\$440.00	<b>\$364.84</b>	<b>\$353.90</b>



### Curved Double Row Light Bars



ITEM#	Model #	Size (W x H)	LED Qty	Amps	Input Voltage	Effective Lumens	Watts	Retail	Qty 1	Qty 4
2873	TLB420C-CURV.TIG	22in. x 3in.	40	10	12 to 24	7,200	120	\$294.00	<b>\$208.78</b>	<b>\$200.08</b>
2874	TLB430C-CURV.TIG	32in. x 3in.	60	15	12 to 24	9,900	180	\$388.00	<b>\$275.54</b>	<b>\$264.06</b>
2876	TLB440C-CURV.TIG	42in. x 3in.	80	19	12 to 24	14,500	240	\$455.00	<b>\$335.14</b>	<b>\$325.21</b>
2878	TLB450C-CURV.TIG	52in. x 3in.	96	24	12 to 24	21,000	288	\$535.00	<b>\$377.01</b>	<b>\$365.70</b>



## High Bay Shop Wall Light Kits

- 180 adjustable bracket
- Has 5700K (pure white) bulbs
- UL approved
- IP65 rated



2658



2606



2607\*

ITEM#	Size	Effective Lumens	Beam Pattern	Watts	Retail	Qty 1	Qty 4
2658	14in. W x 15in. L x 6in. H (Light & Stand)	20,250	Flood	150	\$244.00	<b>\$183.00</b>	<b>\$165.68</b>
2606	13in. Dia. x 6in. H	20,250	Flood	150	\$290.00	<b>\$257.14</b>	<b>\$249.14</b>
2607*	13in. Dia. x 6in. H	27,000	Flood	200	\$375.00	<b>\$317.79</b>	<b>\$307.70</b>

\*Recommended for ceilings higher than 20ft high, spaced 12-15ft.



## 2786 LED Magnetic Work Light

- Rechargeable work light with up to 4 hours of use on a single charge
- 4 light modes: high (100% intensity), low (30% intensity), flash (S.O.S. pattern), and flashing amber
- Rechargeable lithium ion battery and magnetic base
- 8in. overall height with 4in. base
- 3.375in. square light
- Can be used as a handheld or stand-alone light
- Ideal for grain carts, roadside warning, and trailers

### Flashing / Flood Light Pattern

Four Lighting Modes: High Beam, Low Beam, Flash Mode, Flashing Amber Mode

1,000 Effective Lumens; 3.2 Amp Draw

12V to 24V Car Charger; 110V Wall Charger



Dealer



White



Amber

Retail: \$101.00  
Qty 1: \$74.06  
Qty 4: \$72.19

Model #TL2460



## LED Rechargeable Work Lights

- Energy Efficient & Water Resistant
- 180° of Portable Illumination
- Die-cast Aluminum Body with Durable Paint Finish
- Adjustable Angle Knobs for Easy Tilting
- Shatter-proof Tempered Glass
- Dimmable (100% or 50% Brightness)
- Includes 5V 1A Charger
- 5,500 K color temperature
- 40,000 hours lamp life
- 3 - 6 hours run time



SD.RWL10W.G1

SD.RWL50W.G1

Watts: 10 (SD.RWL10W.G1); 50 (SD.RWL50W.G1)

Lumens: 1,000 (SD.RWL10W.G1); 5,000 (SD.RWL50W.G1)

Lithium Battery: 3.7V - 4.0 Ah (SD.RWL10W.G1); 14.8V - 4.0 Ah (SD.RWL50W.G1)

**INVENTORY  
CLOSEOUT**

SD.RWL10W.G1

Retail: \$64.99  
Dealer: \$47.11  
**SALE: \$18.85**

SD.RWL50W.G1


Retail: \$124.99  
Dealer: \$93.11  
**SALE: \$36.25**




**NEW**  
**ARRIVALS**

### Mirror Kits for Tractors

- Durable black powder coat finish for corrosion-resistance
- Modern breakaway system reduces mirror and light damage
- Easily adjustable and extendable up to 14 in. for optimal positioning
- Mirror length adjusts from 22 in. to 36 in.
- Comes with detailed instructions, mounting bracket, and hardware for a hassle-free setup
- Replacement mirror heads available



ITEM#	Tractor Compatibility	Tractor Side	Head Size	Retail	Qty 1	Qty 4
3132	Case IH® 71-72 Series Magnum	Left-Hand	8in. x 11in.	\$263.00	\$198.00	\$191.33
3128	Case IH® 71-72 Series Magnum	Right-Hand	8in. x 11in.	\$263.00	\$198.00	\$191.33
3138	John Deere® 6000-7000 Series	LH or RH	8in. x 11in.	\$263.00	\$198.00	\$191.33
3127	John Deere® Sound-Gard™ Series	LH or RH	8in. x 11in.	\$263.00	\$198.00	\$191.33


**NEW**  
**ARRIVALS**

### Monitor Bracket Kits for Tractors

- Includes removable 6 in. x 9 in. tray that mounts at various locations along the bracket to keep your cell phone and tools right where you want them
- Well-suited for use with multiple monitors
- Attaches quickly and easily
- Allows for the use of normal bolts to mount monitors or optional RAM type mount (RAM 2.43 in. x 1.31 in. diamond base with 1 in. ball)
- Monitor mounting hardware not included
- Includes assembly hardware and tray pad
- Additional 6 in. x 9 in. or 9 in. x 9 in. monitor bracket trays available



ITEM#	Tractor Compatibility	Retail	Qty 1	Qty 4
3173	John Deere® 7020-9000T Series	\$162.00	\$121.00	\$117.86
3172	John Deere® 8000-8010-8020 Series	\$162.00	\$121.00	\$117.86
3174	John Deere® R Series	\$162.00	\$121.00	\$117.86
2772	John Deere® R-RT Series	\$180.00	\$135.00	\$130.95
3189	John Deere® Sound-Gard™ Series	\$162.00	\$121.00	\$117.86



**NEW**  
ARRIVALS

Retail: \$120.00  
**QTY 1: \$90.00**  
**QTY 4: \$87.30**

**2674**

### Tractor Cab Monitor Bracket

- 120mm 2-Hole Plate Mount + Heavy-Duty Ball with Stud holds a variety of monitors or other equipment securely
- Durable black anodized metal plate and heavy-duty ball with stud
- Mounts monitors from brands including John Deere®
- Package includes 120mm 2-hole metal plate, heavy-duty ball with stud, 9 in. standard double knuckle assembly, hardware, and install instructions for mounting to rail of monitor bracket



For the best setup, pair it with a K&M Mfg monitor bracket for a seamless, custom mounting solution in your tractor or combine



**NEW**  
ARRIVALS

Retail: \$126.00  
**QTY 1: \$95.00**  
**QTY 4: \$91.67**

**2675**

### Tractor Cab Monitor Bracket

- 75mm 4-hole VESA plate mount with heavy-duty ball holds a variety of monitors or other equipment securely
- Durable black anodized metal plate and heavy-duty ball with stud
- 75mm hole to hole (square) or 105mm hole to hole (diagonal)
- Mounts monitors from brands including John Deere®, Case IH®, Trimble, BSI, Ag Leader, Maple Systems, Raven, Tegar, One World, Xenarc, Stealth, I-Tech, Mitac, Misumi, Algiz, Beetrionics, STX Technology, SuperLogics, and others
- Package includes 75mm 4-hole metal VESA plate, heavy-duty ball with stud, 9 in. standard double knuckle assembly, hardware, and install instructions for mounting to rail of monitor bracket



For the best setup, pair it with a K&M Mfg monitor bracket for a seamless, custom mounting solution in your tractor or combine



**NEW**  
ARRIVALS

Retail: \$117.00  
**QTY 1: \$88.00**  
**QTY 4: \$85.12**

**2670**

### Wireless Phone Charging Mount + Ball for Tractor Monitor Bracket

- Durable black automatic wireless phone charging mount and black anodized metal standard ball with stud
- Holds phones up to 3.4 in. in width
- 15-watt Qi certified with 8mm charging distance to accommodate thicker phone cases
- Sensor automatically closes arms when a Qi-enabled device is detected
- Stores power to release phone even when vehicle has been turned off
- QC 3.0 car charger and USB-C cable included
- Non-skid padding won't scratch devices
- Package includes wireless charging phone mount, standard ball with stud, 6 in. standard double knuckle assembly, 17mm ball to standard ball adapter, car charger with cable, hardware, and install instructions for mounting to rail of monitor bracket



For the best setup, pair it with a K&M Mfg monitor bracket for a seamless, custom mounting solution in your tractor or combine



**NEW**  
ARRIVALS

Retail: \$128.00  
**QTY 1: \$96.00**  
**QTY 4: \$93.12**

**2669**

### Universal Tablet Mount + Ball for Tractor Monitor Bracket

- Durable black universal tablet mount and black anodized metal heavy-duty ball with stud
- Heavy-duty, low-vibration mount securely holds most tablets, up to 12.9 in., with or without a case
- Arms are spring-loaded for easy device insertion and removal
- 360° rotation for portrait or landscape viewing
- Non-skid padding won't scratch devices
- Package includes tablet mount, heavy-duty ball with stud, 9 in. standard double knuckle assembly, AMPS plate with ball, hardware, and install instructions for mounting to rail of monitor bracket



For the best setup, pair it with a K&M Mfg monitor bracket for a seamless, custom mounting solution in your tractor or combine



**NEW**  
ARRIVALS

Retail: \$65.00  
**QTY 1: \$53.00**  
**QTY 4: \$51.41**

**2696**

### Otto the Automatic Wireless Phone Charging Holder | Cars & Trucks

- Durable black automatic wireless phone charging mount and mounting accessories
- Holds phones up to 3.4 in. in width
- 15-watt Qi certified with 8mm charging distance to accommodate thicker phone cases
- Sensor automatically closes arms when a Qi-enabled device is detected
- Phone is automatically released when button on mount is pressed
- Stores power to release phone even when vehicle has been turned off
- Fast-charge capable
- QC 3.0 car charger and USB-C cable included
- Non-skid padding won't scratch devices
- Package includes wireless charging phone mount, suction base for dash/window mounting, vent adapter, and instructions



**NEW**  
ARRIVALS

Retail: \$17.20  
**QTY 1: \$17.20**

**2678**

### Otto Wireless Car/Truck Phone Charger Display Stand

- Convenient display stand - sleek, professional setup designed to attract customer attention in-store
- Holders ideal for cars & trucks - designed for optimal performance in vehicles, ensuring a secure and stable hold
- Free-standing retail display - included at no cost when ordering the full set of four 2696 chargers





Retail: \$99.00  
QTY 1: \$74.00  
QTY 4: \$72.02



Also Available in  
Green #3460 &  
Red #3461



### 3455

#### Universal 1-Step Bolt-On Tractor Flex Step

- Durable black powder coat finish
- Heavy-duty all-steel construction
- 2 flexible belted rubber side brackets
- Easy to install and mounts onto steps
- No drilling required; hardware included

14.5in. Wide

Universal Fit for Construction and Tractor Equipment



Retail: \$172.00  
QTY 1: \$129.00  
QTY 4: \$125.13



Also Available in  
Green #3462 &  
Red #3463



### 3458

#### Universal 2-Step Bolt-On Flex Step

- Durable black powder coat finish
- Heavy-duty all-steel construction
- 2 flexible belted rubber side brackets
- Easy to install and mounts onto steps
- No drilling required; hardware included

14.5in. Wide

Universal Fit for Construction and Tractor Equipment



Retail: \$3,199  
QTY 1: \$2,399  
QTY 4: \$2,327



### 1400

#### 3800 lb. Wheel Dolly

- Efficient operation designed for the fast and safe removal and installation of large wheels
- Equipped with a two-stage hydraulic pump for smooth, controlled lifting action
- Features two roller tables with three rollers each, allowing for full 360 rotation and precise wheel alignment during installation or removal
- Includes dual support handles for easy steering, four 6in. caster wheels, and one 2.5in. caster wheel, providing excellent mobility and stability
- Capable of managing semi and tractor tires up to 800 metric, making it ideal for both agricultural and industrial wheels
- Perfect for shops, farms, and garages

3,800 lb. Capacity

Accommodates Wheels 39in. to 86in. in  
Diameter & Up to 31in. Wide



NEW  
ARRIVALS

Retail: \$200  
SPECIAL: \$140



### 1401

#### Standard Mount Bracket & Shank Holder for John Deere® Implements

- Durable heavy-duty all-steel construction
- Powder coat painted black
- Mounts to the frame using OEM hardware

Largest Dimension: 17.5in.

Middle Dimension: 6in.

Smallest Dimension: 5in.

25 lbs.





**NEW**  
ARRIVALS



### Combine Toolboxes

- Durable heavy-duty all-steel construction
- Powder coat painted black for durability
- No drilling required
- Superior seal to keep dust out of toolbox
- Includes mounting brackets for mounting to combine
- Lockable for security
- Can be easily removed

ITEM#	Fits Model/Series	Dimensions	Retail	Qty 1	Qty 4
1527	Case AFX 10-20	28in. W x 12in. D x 4.25in. H	\$599	<b>\$449.00</b>	<b>\$435.53</b>
1528	Case AFX 30-40	28in. W x 12in. D x 4.25in. H	\$599	<b>\$449.00</b>	<b>\$435.53</b>
1525	John Deere S/STS	44in. W x 12in. D x 4.25in. H	\$495	<b>\$371.00</b>	<b>\$359.87</b>



**NEW**  
ARRIVALS



### Mud Scrapers

- Prevents mud build-up between wheels
- New split main bar design
- No drilling required
- Heavy-duty construction
- Stingers are adjustable to all wheel widths
- Easily bolts together
- Mounting hardware included

ITEM#	Fits Model	Retail	Qty 1
1203	John Deere® S/STS Combine	\$1,199	<b>\$799.00</b>
1204	Case IH® AFX 7230-9250/ New Holland® CR970 Combine	\$1,599	<b>\$999.00</b>



**NEW**  
ARRIVALS




### Universal Toolboxes

- Durable heavy-duty all-steel construction
- Powder coat painted for durability
- Mounting brackets for mounting to tractor or implement are optional
- Mounting brackets can be placed from 4in. to 14in. apart
- Easily removable from mounting brackets

ITEM#	Description	Dimensions	Retail	Qty 1	Qty 4
1502	Universal (KM #20); Black	21in. W x 8in. D x 7in. H	\$190.00	<b>\$143.00</b>	<b>\$138.23</b>
1514	Universal (KM #30); Black	23in. W x 10in. D x 7in. H	\$229.00	<b>\$171.00</b>	<b>\$166.60</b>
1517	Universal (KM #30); Green	23in. W x 10in. D x 7in. H	\$229.00	<b>\$171.00</b>	<b>\$166.60</b>
1516	Universal (KM #30); Red	23in. W x 10in. D x 7in. H	\$229.00	<b>\$171.00</b>	<b>\$166.60</b>

**BRAVEPRO**POWERED BY  
**HONDA****Semi-Trash & Trash Pumps**

- Suitable for flood water removal, lawn and garden watering, and pond filling
- Aluminum housing
- Durable cast iron impeller and diffuser for long life
- Basket strainer and hose adapters included
- EPDM mechanical seal and inlet valve for longevity and reliability in dewatering applications



BRP160SP3



BRP200TP2

**HOT BUYS**

ITEM#	Type	Engine	Max GPM	Max PSI	Port Size	Max Solids	Total Head Lift	Retail	DEALER	Qty 1	Qty 8
BRP160SP2	Semi-Trash	Honda GX160	147	50	2in. x 2in. NPT	3/8in.	115 Ft.	\$509	\$382	\$371	\$348
BRP160SP3	Semi-Trash	Honda GX160	259	50	3in. x 3in. NPT	3/8in.	100 Ft.	\$559	\$419	\$406	\$383

ITEM#	Type	Engine	Max GPM	Max PSI	Port Size	Max Solids	Total Head Lift	Retail	Qty 1	Qty 8
BRP200TP2	Trash	Honda GX200	180	36	2in. x 2in. NPT	1-1/8in.	100 Ft.	\$819	\$614	\$596
BRP200TP3	Trash	Honda GX200	272	50	3in. x 3in. NPT	1-1/8in.	115 Ft.	\$919	\$689	\$669

**BRAVEPRO**POWERED BY  
**HONDA****Commercial-Grade Trash Pumps**

- Cast iron impeller
- Silicon carbide mechanical seal and graphite impregnated seat and Viton® elastomers
- Heavy-duty steel roll frame with vibration dampening feet, service tool, and strainer included
- Built-in EPDM/EPR check valve
- Removable/replaceable cast iron suction/discharge parts
- Discharge ports rotate in 90° increments
- Self-priming up to 26 feet



BRP520TP3



BRP550TP3

ITEM#	Engine	Max GPM	Max PSI	Port Size	Max Solids	Max Suction	Total Head Lift	Retail	Qty 1	Qty 8
BRP500TP2	Honda GX200	235	54	2in. x 2in. NPT	1-1/4in.	33 Ft.	125 Ft.	\$1,249	\$936	\$909
BRP520TP3	Honda GX200	290	48	3in. x 3in. NPT	1-1/4in.	33 Ft.	110 Ft.	\$1,379	\$937	\$909
BRP550TP3	Honda GX270	390	48	3in. x 3in. NPT	1-1/4in.	33 Ft.	110 Ft.	\$1,999	\$1,499	\$1,454



Retail: \$1,199  
Qty 1: \$899  
Qty 8: \$872



### BRP650HP2

2in. Commercial-Grade High Pressure Pump

- Aluminum closed impeller and cast iron volute-die cast aluminum pump
- Large pump casing increases capacity
- Built-in check valve for fast priming
- Removable/replaceable cast iron suction and discharge flanges
- Discharge port rotates in 90° increments
- EPDM/EPR seal with carbon and ceramic faces with optional Viton® seals and elastomers
- Includes strainer, rubber foot mounting, and service tool

Honda GX200 Engine

120 Max GPM

93 Max PSI

2in. x 2in. NPT Port Size

180° F Max Temperature

215 Ft Total Head Lift

66 Ft Total Suction Head



Retail: \$2,379  
Qty 1: \$1,784  
Qty 4: \$1,730



### BRP750DP3

3in. Commercial-Grade Self-Priming Diaphragm Pump

- Sand-cast aluminum construction for portability and durability
- Thermoplastic santoprene diaphragm
- Self-priming up to 25 feet lift
- Modular component design permits easy maintenance and clean-out
- 90° rotatable base
- Max temperature of 180° F

Honda GX120 Engine

89 Max GPM

11 Max PSI

3in. x 3in. NPT Port Size

1-5/8in. Max Solids Handling

25 Ft Total Head Lift

7.5 Ft Total Suction Head



Retail: \$225  
Qty 1: \$182.25



### BRP500WK

Pump Wheel Kit

- 10in. semi-pneumatic wheels
- Fits BRP500TP2, BRP520TP3, BRP550TP3, BRP570TP4, BRP650HP2



### Water Pumps

Extended Run Pumps

- Rugged steel roll cage
- Durable cast iron volute and impeller
- Large 2.9 gallon fuel tank
- High quality silicon carbide seals
- Ideal for sandy or muddy water applications



750126



750127



## HOT BUYS

ITEM#	Engine	Type	GPM	Port	Total Head Lift	Max PSI	Material Handling	Retail	DEALER	QTY 1	QTY 4
750126	212cc, OHV	Full Trash	183	2in.	98ft.	42	3/4in.	\$500	\$374.99	\$277.00	\$267.00
750127	212cc, OHV	Full Trash	197	3in.	82ft.	36	1-1/8in.	\$700	\$524.99	\$297.00	\$287.00





POWERED by  
**HONDA**

## Poly Transfer Pumps

- High strength polypropylene
- Self-priming
- Corrosion resistant
- Lightweight & portable
- High performance impellers
- EPDM Seals



► Self-Priming with High Performance Impellers

► Perfect for Various Ag and Industrial Liquid Applications



205PH-5-160



300PH-6-200E

ITEM#	Engine	Max GPM	Oil Alert	Capacity	Start	Impeller	Retail	Qty 1	Qty 16
205PH-5-160.BAN	Honda GX160	190	Yes	2in.	Recoil	5-Vane	\$824	\$618	\$599
205PH-6-200.BAN	Honda GX200	190	Yes	2in.	Recoil	5-Vane	\$912	<b>\$684</b>	<b>\$663</b>
205PH-5-160E.BAN	Honda GX160	190	Yes	2in.	Electric	5-Vane	\$930	\$698	\$677
205PH-6-200E.BAN	Honda GX200	190	Yes	2in.	Electric	5-Vane	\$998	<b>\$749</b>	<b>\$727</b>
215PH-5-160.BAN	Honda GX160	190	Yes	2in.	Recoil	5-Vane	\$916	<b>\$687</b>	<b>\$666</b>
300PH-6-200.BAN	Honda GX200	300	Yes	3in.	Recoil	4-Vane	\$946	<b>\$710</b>	<b>\$688</b>
300PH-6-200E.BAN	Honda GX200	300	Yes	3in.	Electric	4-Vane	\$1,104	\$864	\$803



POWERED by  
**HONDA**

## 205PH-5-160F.BAN

Poly Transfer Pump with Frame

- Honda GX160 engine with recoil start
- Nylon impeller
- Polypropylene housing with stainless steel hardware
- Handles high capacity liquid transfer jobs
- Durable metal frame makes transport easier and protects the pump components from damage



**NEW**  
**ARRIVALS**

ITEM#	Engine	Max GPM	Oil Alert	Capacity	Start	Impeller	Retail	QTY 1	QTY 16
205PH-5-160F.BAN	Honda GX160	190	Yes	2in.	Recoil	5-Vane	\$799	\$599.25	\$581.27

## M350PH13W.BAN

### Poly Manifold Pump

- Honda GX390, 13HP Engine
- Tandem wet seal design
- EPDM seals
- Works with natural system pressure to keep seal intact
- 3,600 RPM operating speed
- Capable of handling occasional solid particles in suspension up to 1/2in. diameter
- 28ft. self-priming height
- No exposed moving parts



ITEM#	Engine	Max GPM	Oil Alert	Capacity	Start	Impeller	Retail	QTY 1	QTY 6
M350PH13W.BAN	Honda GX390	500	Yes	3in.	Electric	5-Vane	\$2,491	\$1,488	\$1,442

## Poly Manifold Pumps

- High strength polypropylene
- Self-priming
- Corrosion resistant
- Lightweight & portable
- High performance impellers
- EPDM Seals



M300PH-6-200

ITEM#	Engine	Max GPM	Oil Alert	Capacity	Start	Impeller	Retail	QTY 1	QTY 16
M225PH-5-160.BAN	Honda GX160	190	Yes	2in.	Electric	5-Vane	\$898	\$630	\$630
M300PH-6-200.BAN	Honda GX200	293	Yes	3in.	Recoil	4-Vane	\$1,129	\$734	\$712

## Pump Only Kits

- Cast iron or polypropylene construction
- Self-priming
- Stainless steel shaft sleeve to protect engine shaft
- High performance impellers



215PO



300PO



M300PO



M350POW

**NEW!**

ITEM#	Material	Capacity	Impeller	Seals	Retail	SPECIAL
200PO.BAN	Polypropylene	2in.	5-Vane	EPDM	\$392	\$294
215PO.BAN	Polypropylene	2in.	5-Vane	Viton	\$394	\$296
M225PO.BAN	Polypropylene	2in.	5-Vane	EPDM	\$467	\$351
300PO.BAN	Polypropylene	3in.	4-Vane	EPDM	\$385	\$289
M300PO.BAN	Polypropylene	2in.	4-Vane	EPDM	\$588	\$441
<b>NEW!</b> M350POW.BAN	Polypropylene	3in.	5-Vane	EPDM	\$995	\$743

**iron ton**

Retail: \$64.99  
**Qty 1: \$45.49**  
**Qty 4: \$44.13**

**42358****Submersible Water Pump**

- Drains pool covers, ponds, flooded cellars and boat bilges
- .12 HP, 110V motor with built-in thermal overload protection
- 1,268 GPH
- Includes 1/2in., 3/4in. and 1in. hose adapters, and 10ft. power cord

**iron ton**

Retail: \$74.99  
**Qty 1: \$52.49**  
**Qty 4: \$50.92**

**42360****Submersible Water Pump w/Float Switch**

- Drains pool covers, ponds, flooded cellars and boat bilges
- Automatic on/off action with mechanical float
- Starts when water reaches 18–19 inches and stops when water is lower than 6–7 inches
- Float switch performance will vary depending on tank type and size
- 110V motor with built-in thermal overload
- 1,268 GPH
- Includes 1/2in., 3/4in. and 1in. hose adapters, and 10ft. power cord



**Tsurumi Pump**  
 BUILT FOR WORK

**NEW**  
**ARRIVALS**

Retail: \$472  
**Qty 1: \$311**

**LB-480****2in. Submersible Water Pump, 2/3 HP, 32ft. Cable**

- Slimline design allows the pump to fit seamlessly into 8-in. pipes
- Durable construction with a wear-resistant urethane impeller and rugged cast iron aluminum housing
- Reliable performance with dual Silicon Carbide mechanical seals
- Top discharge design maximizes motor cooling efficiency, allowing for continuous duty operation at low water levels
- Extended dry-run capability minimizes the risk of overheating
- High-efficiency operation handles significant water volumes, making it ideal for a variety of small-scale dewatering tasks



**Tsurumi Pump**  
 BUILT FOR WORK

**NEW**  
**ARRIVALS**

Retail: \$743.00  
**Qty 1: \$490.38**

**LB-800****2in. Submersible Water Pump, 1 HP, 50ft. Cable**

- Slimline design allows the pump to fit seamlessly into 8-in. pipes
- Durable construction with a wear-resistant urethane impeller and rugged cast iron aluminum housing
- Reliable performance with dual Silicon Carbide mechanical seals
- Top discharge design maximizes motor cooling efficiency, allowing for continuous duty operation at low water levels
- Extended dry-run capability minimizes the risk of overheating
- High-efficiency operation handles significant water volumes, making it ideal for a variety of small-scale dewatering tasks



**Tsurumi Pump**  
 BUILT FOR WORK

**NEW**  
**ARRIVALS**

Retail: \$391  
**Qty 1: \$258**

**HS2.4S****2in. Single Phase Sub. Water Pump, 1/2 HP, 20ft. Cable**

- Semi-vortex urethane rubber impeller with agitator suspends solids and enables efficient pumping of sand and stringy materials
- Patented oil lifter ensures optimal lubrication of the seal faces
- Dual Silicon Carbide mechanical seals provide superior durability and protection against wear in harsh environments
- Heavy-duty construction resists abrasion and ensures long-lasting performance
- Highly efficient, continuous-duty copper-wound motor with class E insulation



**Tsurumi Pump**  
 BUILT FOR WORK

**NEW**  
**ARRIVALS**

Retail: \$446.00  
**Qty 1: \$294.36**

**HSZ2.4S****2in. Submersible Water Pump w/Auto Float Switch, 1/2 HP, 20ft. Cable**

- Automatic float switch enables hands-free operation, turning the pump on and off based on water levels for effortless convenience
- Built-in agitator stirs up settled debris, efficiently preventing clogging and ensuring consistent operation in water with sand and sediment
- Semi-vortex urethane rubber impeller with agitator suspends solids and allows for the efficient pumping of sand and stringy material
- Highly efficient, continuous-duty copper-wound motor with class E insulation
- Built-in thermal protection
- Compact and lightweight design



**Tsurumi Pump**  
 BUILT FOR WORK

**NEW**  
**ARRIVALS**

**LSC1.4S****2in. Single Phase Auto Sub. Water Pump, 1/2 HP, 20ft. Cable**

- Low-level pumping capability allows water removal down to 0.4 inches, ideal for shallow applications and flat surfaces without a sump
- Semi-open ductile iron impeller with an adjustable wear plate and built-in check valve ensures efficient residual water removal
- Durable urethane components, including a semi-vortex impeller and wear plates, resist wear and maintain consistent pump performance
- Dual inside mechanical seal with Silicon Carbide faces
- Highly efficient, continuous-duty copper-wound motor with class E insulation



Retail: \$547.00  
**Qty 1: \$361.02**



## Pump Accessories

### Wheel and Hose Kits

- Works in any application where water or trash pumps with quick-connect coupler connections are needed
- Perfect for general water transfer and clean up in agriculture, construction, industrial and mobile applications
- Kit includes a 20ft. heavy-duty PVC suction hose, 50ft. lay-flat PVC discharge hose and an industrial-grade plated steel 3/8in. strainer, and 2 aluminum male adapters



HOSE KITS

ITEM#	Description	Retail	Qty 1	Qty 4
BRHK2	2in. transfer pump hose kit with quick-connect couplers	\$275	\$206	\$200
BRHK3	3in. transfer pump hose kit with quick-connect couplers	\$420	\$315	\$306
BRHK4	4in. transfer pump hose kit with quick-connect couplers	\$575	\$431	\$418



## Discharge Hoses



Eagle Flo® Blue

Eagle Red

Eagle Green

ITEM#	Description	Size	Retail	Qty 1	Qty 4
A008-0326-3550.JGB	• Eagle Flo® blue PVC hoses for light duty use	2in.	\$63.59	\$44.51	\$43.18
A008-0326-1650.JGB	• For general purpose agriculture, irrigation, and construction	2in.	\$59.35	\$41.55	\$40.30
A008-0486-3550.JGB	• For temperatures -4° to 150° F	3in.	\$110.22	\$77.15	\$74.84
A008-0486-1650.JGB	• Blue PVC tubing reinforced with polyester yarn	3in.	\$103.87	\$72.71	\$70.53
A008-0646-3550.JGB	• 50ft., Standard male and female threaded	4in.	\$170.65	\$119.46	\$115.87
A008-0646-1650.JGB	• CXE Camlocks (3550) or MXF Water Shanks (1650)	4in.	\$161.11	\$112.78	\$109.39
A008-0321-3550.JGB	• Eagle Red PVC hoses for light duty use	2in.	\$89.03	\$62.32	\$60.45
A008-0321-1650.JGB	• For general purpose agriculture, quarry, irrigation, mining, industrial and construction	2in.	\$82.67	\$57.87	\$56.13
A008-0481-3550.JGB	• For temperatures -10° to 150° F	3in.	\$148.38	\$103.87	\$100.75
A008-0481-1650.JGB	• Premium red PVC tubing reinforced with two spiral plies and longitudinal silk cords	3in.	\$142.02	\$99.41	\$96.43
A008-0641-3550.JGB	• 50ft., Standard male and female threaded	4in.	\$218.34	\$152.84	\$148.25
A008-0641-1650.JGB	• CXE Camlocks (3550) or MXF Water Shanks (1650)	4in.	\$209.85	\$146.90	\$142.49
A007-0329-3520.JGB	• Eagle Green PVC, lightweight and highly flexible	2in.	\$62.53	\$43.77	\$42.46
A007-0329-1620.JGB	• For agricultural liquid fertilizer, irrigation and drain lines, mining, rental and construction dewatering, trash pumps, and standard water suction	2in.	\$59.35	\$41.55	\$40.30
A007-0489-3520.JGB	• For temperatures -10° to 140° F	3in.	\$114.46	\$80.12	\$77.72
A007-0489-1620.JGB	• Transparent construction for visual of material flow	3in.	\$110.22	\$77.15	\$74.84
A007-0649-3520.JGB	• PVC tube with rigid PVC helix, 20ft. long	4in.	\$236.00	\$165.20	\$160.24
A007-0649-1620.JGB	• CXE Camlocks (3520) or MXF Water Shanks (1620)	4in.	\$260.00	\$182.00	\$176.08



## Hose Accessories



STRAINERS



SKIMMERS



WATER SHANKS

SCAN THE CODE  
TO SEE FULL LINE!



**ULTRATOW™****Trailer Dollies**

- Easy way to move most 2-wheeled trailers
- Constructed of heavy-duty steel
- Powder-coat finished for durability
- Flat-free Tires



ITEM #	Capacity	Ball Height	Handle	Wheels	Shank Dia.	Retail	Qty 1	Qty 4
58017	600 lbs Tongue Wt.	15-3/8 - 24-3/8 in.	41 in.	10 in.	3/4 in.	\$139.99	<b>\$83.99</b>	<b>\$81.47</b>
58020	800 lbs Tongue Wt.	15-3/8 - 24-3/8 in.	41-1/8 in.	12 in.	3/4 in.	\$229.99	<b>\$139.99</b>	<b>\$135.79</b>
58014	1,000 lbs Tongue Wt.	21-1/4 - 34-5/8 in.	38 in. w/Brake Levers	16 in.	1 in.	\$299.99	<b>\$209.99</b>	<b>\$203.69</b>

**ULTRATOW™****Loading Ramps**

- Ideal for towing ATVs, riding lawn mowers, landscaping equipment and more
- Folding designs for compact storage
- High-strength, rust-resistant construction
- Handles for easy transport



53181



41156



53187



41197

ITEM #	Capacity/Ramp	Material	Folding	Surface Width (PER RAMP)	Max Length	Retail	Qty 1	Qty 4
53181	750 lbs	Aluminum	Half Fold	12 in.	90 in.	\$239.99	<b>\$167.99</b>	<b>\$162.95</b>
53187	1,500 lbs	Aluminum	Half Fold	19 in. (38 in. Locked)	96 in.	\$399.99	<b>\$279.99</b>	<b>\$279.99</b>
41197	1,500 lbs	Aluminum	Tri-Fold	50 in.	77 in.	\$249.99	<b>\$174.99</b>	<b>\$169.74</b>
41156	500 lbs	Steel w/Galvanized Finish	Tri-Fold	9 in.	72 in.	\$179.99	<b>\$107.99</b>	<b>\$104.75</b>

**iron ton****Loading Ramps**

41155



53180

ITEM #	Capacity/Ramp	Material	Folding	Surface Width (PER RAMP)	Max Length	Retail	Qty 1	Qty 4
53180	700 lbs	Galvanized Steel	Half Fold	11 in.	80 in.	\$79.99	<b>\$55.99</b>	<b>\$54.31</b>
41155	1,000	Galvanized Steel	No Fold	9 in.	72 in.	\$99.99	<b>\$69.99</b>	<b>\$67.89</b>



## Multi-Ball Mounts

- Rugged steel construction
- Fits 2 in. square receivers
- Includes 1-7/8, 2, and 2-5/16 in. balls
- Corrosion-resistant finish
- Class IV rating
- Meets J684 testing standards



64748



64751



54131



54132



54134

ITEM #	Tongue Weight	Gross Towing Weight	Ball Diameter	Type	Finish	Retail	Qty 1	Qty 4
64748	1,000 lbs	10,000 lbs	1-7/8 in., 2 in., 2-5/16 in.	Solid Steel, Tri-Ball w/Hook	Powder-Coat	\$69.99	<b>\$48.99</b>	<b>\$47.52</b>
64751	1,000 lbs	2,000 lbs	1-7/8 in., 2 in., 2-5/16 in.	Solid Steel, Tri-Ball	Powder-Coat	\$159.99	<b>\$111.99</b>	<b>\$111.99</b>
54131	750 lbs	10,000 lbs	1-7/8 in., 2 in., 2-5/16 in.	Solid Tube, Tri-Ball	Powder-Coat	\$59.99	<b>\$41.99</b>	<b>\$40.73</b>
54132	750 lbs	10,000 lbs	1-7/8 in., 2 in., 2-5/16 in.	Solid Tube, Tri-Ball	Chrome	\$84.99	<b>\$50.99</b>	<b>\$49.46</b>
54134	1,000 lbs	10,000 lbs	2 in., 2-5/16 in.	Solid Tube, Double Ball	Powder-Coat	\$69.99	<b>\$48.99</b>	<b>\$47.52</b>



## XTP Receiver Hitch Starter Kits

- Special Channel system design prevents hitch from rusting into the receiver
- Built-in lockrail system allows you to tighten or loosen the hitch ball using a single wrench
- Use with any flat wrench hitch ball with 1 in. shank dia.
- Special XTP 2-Coat System comprised of an E-coat base with black powder-coat finish for exceptional rust resistance
- Kit includes rugged drop step ball mount, hitch ball and locking hitch pin



33587



33589



33598

ITEM #	Fits Receivers	Drop	Ball Size	Ball Diameter Hole	Tongue Weight	Gross Towing Weight	Class Rating	Retail	Qty 1	Qty 4
33587	2 in.	2 in.	2 in.	1 in.	600 lbs	6,000 lbs	III	\$59.99	<b>\$35.99</b>	<b>\$35.99</b>
33589	2 in.	2 in.	2 in.	1 in.	600 lbs	6,000 lbs	III	\$49.99	<b>\$29.99</b>	<b>\$29.09</b>
33598	2 in.	4 in.	2 in.	1 in.	500 lbs	5,000 lbs	III	\$69.99	<b>\$41.99</b>	<b>\$40.73</b>



## 2 In. Towing Starter Kits

- Tough steel construction
- Can be used with drop or rise
- Kit includes rugged drop step ball mount, hitch ball and hitch pin with clip



33458



33471



33474

ITEM #	Fits Receivers	Drop	Ball Size	Ball Diameter Hole	Tongue Weight	Gross Towing Weight	Class Rating	Retail	Qty 1	Qty 4
33458	2 in.	2 in.	2 in.	1 in.	600 lbs	6,000 lbs	III	\$32.99	<b>\$19.79</b>	<b>\$19.20</b>
33471	2 in.	4 in.	2 in.	1 in.	500 lbs	5,000 lbs	III	\$33.99	<b>\$23.79</b>	<b>\$23.08</b>
33474	2 in.	4 in.	2-5/16 in.	1 in.	500 lbs	5,000 lbs	III	\$35.99	<b>\$21.59</b>	<b>\$20.95</b>



**ironton.****Rubber Wheel Chocks**

- Reinforced with nylon fiber to stand up to daily use in areas where corrosive chemicals are common
- Chock is oil, acid, UV and salt-resistant
- Ideal for shop and roadside applications
- Sold individually



29373



29374



ITEM #	Working Width	Style	Retail	Qty 1	Qty 4
29373	5in.	Eye Bolt	\$12.99	<b>\$9.09</b>	<b>\$8.82</b>
29374	8in.	Handle	\$15.99	<b>\$11.19</b>	<b>\$10.86</b>

**SEE OUR FULL PRODUCT LINES ON THE WEBSITE |** Scan each QR code to visit the web page.

**ULTRATOW™****ironton.****Trailer jacks**

- Bolt-on Marine Swivel
- A-Frame
- Snap Ring
- Tube Mount
- Electric

**ULTRATOW™****XTP Auto-Locking Trailer Couplers**

- Automatic locking securely attaches to tow vehicle, even if user forgets safety clip
- Durable steel construction
- Meets or exceeds SAE, VESC V-5 and CSA strength requirements

**ULTRATOW™****Posi-Lock & A-Frame Trailer Couplers**

- Posi-Lock design enables fast trailer hookups, with a trigger action mechanism for quick locking to the trailer ball
- Zinc-plated steel resists rust and corrosion
- Hardware not included
- 605668 A-frame coupler fits standard A-frame jack mounting holes. Weld onto frame members set at 50° angles. E-coat plating resists rust and corrosion

**ULTRATOW™****Hitch Adapters**

- Adapts a 2 in. receiver hitch to accept a 1-1/4 in. insert
- Use your bike rack, cargo hauler or other current hitch accessories without changing the hitch mount
- Steel construction for corrosion resistance and long life
- **Not for towing**
- Pins not included

**ULTRATOW™****Locks, Pins, Chains, & Testers**

**ULTRATOW™****Class IV Adjustable Ball Mount**

- Lightweight, rustproof aluminum construction
- Easily adjust and change hitch balls includes 2-5/16in., 2in. and 1-7/8in. balls
- Includes dual barrel lock with single key security, and a heavy-duty storage case



5714686



5714694



ITEM #	Size	Drop / Rise	Towing Capacity	Retail	Qty 1
5714686	6in.	5 - 5/8in. Drop; 6 - 1/2in. Rise	12,000 lbs.	\$179.99	<b>\$134.99</b>
5714694	8in.	8in. Drop; 8 - 3/4in. Rise	12,000 lbs.	\$199.99	<b>\$149.99</b>

**ULTRATOW™****6-Ton Dual-Purpose Pintle Hitch**

- 6-Ton hitch can be used with a tow ring or ball coupler
- Fits 2 in. receivers
- Steel construction
- Drawbar eye size: 2-1/2 in. to 3 in. ID w/1-1/4 in. to 1-9/16 in. Diam. Section
- 5/8 in. hitch pin hole



ITEM #	Gross Towing Weight	Load Capacity	Retail	Qty 1	Qty 4
23261	12,000 lbs	2,400 lbs	\$124.99	<b>\$74.99</b>	<b>\$72.74</b>

**ULTRATOW™****6-Ton Dual-Purpose Pintle Hitch**

- 5-Ton forged metal hitch can be used with a tow ring or ball coupler
- Fits 2 in. receivers
- Steel construction
- 10,000 lb hitch ball capacity
- 12,000 lb pintle capacity
- Includes 2-5/16 in. chrome towing ball



ITEM #	Max. Trailer Weight	Load Capacity	Retail	Qty 1	Qty 4
23262	10,000 lbs	2,000 lbs	\$129.99	<b>\$77.99</b>	<b>\$75.65</b>

**ULTRATOW™****XTP Ultra Pack Trailer Hub Systems**

- Fully assembled and pre-lubed
- Repack bearing without removing hub
- High speed hub
- High-quality cast-iron construction



572051



572061



572071



572251

ITEM #	Description	Retail	Qty 1	Qty 4
572051	5 on 4-1/2 in., 1,250lb Cap.	\$54.99	<b>\$32.99</b>	<b>\$32.00</b>
572061	5 on 4-1/2 in., 1,750lb Cap.	\$64.99	<b>\$38.99</b>	<b>\$37.82</b>
572071	6 on 5-1/2 in., 2,750lb Cap.	\$79.99	<b>\$43.99</b>	<b>\$42.67</b>
572251	5 on 4-1/2 in., 1,350lb Cap.	\$54.99	<b>\$32.99</b>	<b>\$32.00</b>



\*Shown Packaged

**ULTRATOW™****5686144****Green HD Ratchet Tie Down**

- Ideal for use with lighter loads such as dirt bikes, ATVs, and lawnmowers
- Steel core-coated S-hooks won't scratch, rust or mar surfaces
- 1,500 lb. breaking strength
- 500 lb. working load



ITEM #	Size	Retail	Qty 1 Case	Qty 4 Cases
5686144	1in. x 14ft. / 4-Pack	\$29.99/Ea. \$119.96/Case	<b>\$89.97/Case of 4 Packs</b>	<b>\$87.27/Case of 4 Packs</b>

**ULTRATOW™****5686208****Green HD Cambuckle Tie Down**

- Contains standard-duty tie-downs that allow loads to be secured quickly with minimum holding force
- Should only be used on products that apply tension to the strap
- The perfect choice for securing dirt bikes, ATVs, or any mid- to lightweight vehicle with built-in shocks
- 900 lb. breaking strength
- 300 lb. working load



ITEM #	Size	Retail	Qty 1 Case	Qty 4 Cases
5686208	1in. x 10ft. / 4-Pack	\$18.99/Ea. \$75.96/Case	<b>\$56.70/Case of 6 Packs</b>	<b>\$54.99/Case of 6 Packs</b>

**ULTRATOW™****Winch Straps with Flat Hooks**

- Designed for use on truck-mounted strap winches
- Super strong flat hook for a strong hold that's easy to connect, plus black E-coating on the hook for corrosion resistance
- Strong and abrasion-resistant gray polyester webbing with an anti-cut and anti-abrasion black edge that provides extended durability
- 16,200 lb. breaking strength
- 5,400 lb. working load



ITEM #	Type / Size	Retail	Qty 1 Case	Qty 4 Cases
5702618	Flat Hook 4in. x 30ft. / Single	\$25.99/Ea. \$155.94/Case	<b>\$116.96/Case of 6</b>	<b>\$113.45/Case of 6</b>
5702571	Flat Hook 4in. x 30ft. / Single	\$15.99/Ea. \$95.94/Case	<b>\$71.96/Case of 6</b>	<b>\$69.80/Case of 6</b>

**ULTRATOW™****5686195****Orange HD Ratchet Tie Down**

- Ideal for heavier loads hauled in a large pick-up or medium trailer. Also for motorcycles, smaller boats, and appliances
- Steel core-coated S-hooks won't scratch, rust or mar surfaces
- Provides excellent security for traveling longer distances
- 3,000 lb. breaking strength
- 1,000 lb. working load



ITEM #	Size	Retail	Qty 1 Case	Qty 4 Cases
5686195	1in. x 10ft. / 4-Pack	\$27.99/Ea. \$83.97/Case	<b>\$62.98/Case of 4 Packs</b>	<b>\$61.09/Case of 4 Packs</b>

**ULTRATOW™****Yellow Ratchet Tie Downs with Flat and J-Hooks**

- Provides extra stability for traveling long distances.
- Can be used for the heaviest loads hauled on large trailers or flatbeds and is also great for tractors, vehicles, and other large equipment
- Double flat or J-hooks for easy attachment
- Webbing is yellow polyester
- 10,000 lb. breaking strength
- 3,300 lb. working load



ITEM #	Type / Size	Retail	Qty 1 Case	Qty 4 Cases
5686136	Flat Hooks 2in. x 27ft. / Single	\$11.99/Ea. \$71.94/Case	<b>\$53.96/Case of 6</b>	<b>\$52.34/Case of 6</b>
5686152	J-Hooks 2in. x 27ft. / Single	\$15.99/Ea. \$95.94/Case	<b>\$71.96/Case of 6</b>	<b>\$69.80/Case of 6</b>



**ULTRATOW™****XTP Automatic Self-Tension Ratchet Straps**

- Will re-tighten slack webbing to ensure the cargo stays tight and stays safe
- PATENTED design features two large coil springs that automatically create extra tension and tighten the strap in case of load shift
- Super strong welded double hooks for a strong hold that's easy to connect plus black E-coating on each hook for corrosion resistance
- Strong and abrasion-resistant polyester webbing with an anti-cut and anti-abrasion black edge that provides extended durability
- Can be used for the heaviest loads hauled on large trailers or flatbeds, and is also great for tractors, vehicles and other large equipment



ITEM #	Working Load	Breaking Strength	Hook Type	Color	Size	Retail	Qty 1	Qty 4
5702634	1,333 lbs.	4,000 lbs.	J-Hook	Gray	1.5in. x 14ft.	\$47.99	\$35.99	\$34.91
5702562	1,333 lbs.	4,000 lbs.	J-Hook	Yellow	1.5in. x 14ft.	\$37.99	\$28.49	\$27.64
5702642	3,300 lbs.	10,000 lbs.	J-Hook	Gray	2in. x 27ft.	\$44.99	\$33.74	\$32.73
5702589	3,300 lbs.	10,000 lbs.	J-Hook	Yellow	2in. x 27ft.	\$34.99	\$26.24	\$25.46
5702600	3,300 lbs.	10,000 lbs.	Flat Hook	Gray	2in. x 27ft.	\$44.99	\$33.74	\$32.73
5702597	3,300 lbs.	10,000 lbs.	Flat Hook	Yellow	2in. x 27ft.	\$34.99	\$26.24	\$25.46

**ULTRATOW™****XTP Ratchet Straps**

- Commercial-grade ratchet strap designed to hold large loads
- Super strong hooks for a strong hold that's easy to connect plus black E-coating on each hook for corrosion resistance
- Strong and abrasion-resistant gray polyester webbing with an anti-cut and anti-abrasion black edge that provides extended durability
- Can be used for the heaviest loads hauled on large trailers or flatbeds, and is also great for tractors, vehicles and other large equipment
- 3,300 lb. working load
- 10,000 lb. breaking strength
- 2in. x 27ft



5702651

5702626

ITEM #	Hook Type	Retail	Qty 1	Qty 4
5702626	Flat Hook	\$24.99	\$18.74	\$18.18
5702651	J-Hook	\$24.99	\$18.74	\$18.18

**ULTRATOW™****5702554****Tow Strap**

- Can handle the tough towing jobs
- Reinforced loop ends for quick connections
- Strong and abrasion-resistant polyester yellow webbing
- 20,000 lb. breaking strength
- 6,666 lb. working load



ITEM #	Hook Type	Retail	Qty 1	Qty 4
5702554	4in. x 30ft. Tow Strap	\$19.99	\$14.99	\$14.54

**ULTRATOW™****Chain Binders**

52526



52511/4850651



52499/4850643



52527



4850643



52496

ITEM #	Type	Description	Working Load	Chain Type	Retail	Qty 1	Qty 4
52526	1/4in. Rachet	The professional way to clamp, bind, anchor, and tie down large loads. 33,000 lb. breaking strength.	3,900 lbs.	1/4in. Grade 70 or 5/16in. Grade 43	\$49.99	<b>\$29.99</b>	<b>\$29.09</b>
52511/4850651	5/16in. Rachet	The professional way to clamp, bind, anchor, and tie down large loads. 19,000 lb. breaking strength.	5,400 lbs.	5/16in. Grade 70 or 3/8in. Grade 43	\$29.99	<b>\$24.49</b>	<b>\$23.76</b>
52499/4850643	3/8in. Rachet	The professional way to clamp, bind, anchor, and tie down large loads. 33,000 lb. breaking strength.	9,200 lbs.	3/8in. Grade 70 or 1/2in. Grade 43	\$39.99	<b>\$23.99</b>	<b>\$23.27</b>
52527	1/2in. Rachet	The professional way to clamp, bind, anchor, and tie down large loads.	13,000 lbs.	1/2in. Grade 70 or 5/8in. Grade 43	\$79.99	<b>\$47.99</b>	<b>\$46.55</b>
52496	1/4in. Lever	Provides good leverage to handle heavy-duty jobs. Great for securing heavy equipment, cargo, and more. 7,800 lb. breaking strength.	5,400 lbs.	1/4in. Grade 70 or 5/16in. Grade 43	\$21.99	<b>\$13.19</b>	<b>\$12.80</b>

**ULTRATOW™**
 Retail: \$39.99  
**Qty 1: \$29.99**
**5576308****Tow Chain with Grab Hook**

- Features a 15in. J grab hook on one end and 5/16in. G70 grab hook on the other end
- Grade 43 chain meets the latest version of NACM Specifications and DOT regulations; 100% proof load tested
- Zinc-plated finish improves corrosion resistance
- 2,650 lbs. working load
- 10,600 lbs. breaking strength
- 3/8in. x 80in.

**ULTRATOW™****Truckerft.s Chain**

- Assembled with G70 clevis grab hooks on each end
- Features a yellow chromate finish that is corrosion resistant
- Alloy steel chain is designed for towing, logging use and cargo securement
- Meets the latest version of NACM Specifications and DOT regulations; 100% proof load tested



5576316



5576295



5569407

ITEM #	Working Load	Breaking Strength	Size	Retail	Qty 1	Qty 4
5576316	11,300 lbs.	45,200 lbs.	1/2in. x 20ft.	\$99.99	<b>\$74.99</b>	<b>\$72.74</b>
5569407	6,600 lbs.	26,400 lbs.	3/8in. x 20ft.	\$59.99	<b>\$44.99</b>	<b>\$43.64</b>
5576295	4,700 lbs.	18,800 lbs.	5/16in. x 20ft.	\$49.99	<b>\$37.49</b>	<b>\$36.37</b>



## NEW ARRIVALS



Retail: \$3,695  
Dealer: \$2,956  
Qty 1: \$2,867  
Qty 4: \$2,723

### MMXR-3225

Portable Multi-Use Mixer

- Fully-adjustable water input designed to be used with concrete, mortar, or stucco mix
- 35in. stand-over height means you'll never lift another bag above the belt
- Integrated bag opener for easy drop-and-fold opening of your dry mix
- All-electric, water-sealed motor with forward and reverse settings
- Electric drivetrain with the power to chew through more than 40 bags of mix per hour
- 330° pivot system allows for precision and flexibility on any work site
- Attached secondary hose for quick, easy and convenient clean up
- Marathon flat-free tires

1/2HP, 120V, 1.6 AMPS Motor

120 Pound Hopper Capacity

16in. Chute Height

14 Gauge Steel Body; 1in. Steel Frame



**FREE SHIPPING**

\*For the lower 48 contiguous U.S. states only.

**New Model!**  
Reinforced Steel  
Chute with Precision  
Flow Control -  
Handles Rocks  
Without Damage



Retail: \$325  
Qty 1: \$245  
Qty 4: \$240

### MMAC-0223.MUD

MudMixer Hopper Extension

- Attaches to the top of the MudMixer unit
- Increases dry capacity from 120lbs. to 300 lbs



Retail: \$185  
Qty 1: \$148

### MMAC-0233.MUD

MudMixer Chute Extension

- Attaches to the chute of the MudMixer
- Extends the length of the chute



Retail: \$95  
Qty 1: \$72

### MMAC-0143.MUD

MudMixer All-Weather Cover

- Protects your MudMixer from harsh elements
- Lightweight yet durable
- Made from heavy-duty polyester and coated with PVC
- Stays securely in place with straps and buckles



CONSTRUCTION

CONCRETE EQUIPMENT



**KLUTCH.****Electric Cement Mixer**

- Portable, versatile and durable units that handle stucco, mortar or concrete
- Polypropylene drum holds up to 225 lbs. of premix
- Easy to clean, pour and maneuver
- 13in. Flat-free tires



ITEM#	Motor	Material	Drum Opening	Drum RPM	Drum Capacity	Wheels	Retail	Qty 1	Qty 4
49413	1/2 HP, 120V	Polypropylene Drum	13.8in.	26	3.5 Cu. Ft.	13in.	\$429.99	\$300	\$291

**Electric Cement Mixers**

- Wheelbarrow design featuring retracting steel handles with cushion grips
- High torque, brushless electric motor
- Steel blades with mortar / concrete configuration
- Steel pipe frame
- Flat-free tires with steel rims and 5/8in. ball bearings
- Polyethylene drums are resistant to dents, cracks and rust
- Single bolt assembly



350DD



600DD

1000DD-WB

ITEM#	Motor	Drum Size	Drum Capacity	Drum Rotation	Retail	SPECIAL
350DD	3/4HP, 120V, 28 RPM	3.5 Cu Ft	Up to 180 lbs.	26 Times/Min.	\$768	\$576
600DD	3/4HP, 120V, 28 RPM	6 Cu Ft	Up to 300 lbs.	28 Times/Min.	\$890	\$667
1000DD-WB	1-1/2HP, 120V, 28 RPM	10 Cu Ft	Up to 800 lbs.	28 Times/Min.	\$2,216	\$1,662

ITEM#	Description	Retail	SPECIAL
350STAND.KUS	Stand for 350 Series	\$92	\$69
600STAND.KUS	Stand for 600 Series	\$92	\$69
DDMA-53.KUS	Protective Cage for Motors	\$40	\$30



350STAND.KUS



600STAND.KUS



DDMA-53.KUS

## BravePro Portable MIXZR

- Designed for small jobs
- Direct drive
- Durable steel drum
- 2 blades
- Use as a wheelbarrow design or stationary with the included stand kit



**INCLUDES  
STAND!**

**HOT BUYS**

ITEM#	Motor	Drum Material	Drum Capacity	Wheels	Hitch	Retail	DEALER	Qty 1	Qty 4
GPE211005	115V	Steel	5 Cu Ft	11in. Rubber Flat-Free	2in.	\$920	<b>\$639</b>	<b>\$597</b>	<b>\$557</b>

## BRAVEPRO POWERED by HONDA

### Mortar Mixers

- Heavy-duty safety grid with built-in bag cutter
- Steel hood latch
- Axle with 2 gussets per side for added strength
- Durable 1/8in. thick abrasion steel drum with heavy-duty lip (BRPMM106H, BRPMM108H)
- Easy-to-clean polyethylene drum for extended life and high performance (BRPMM206H, BRPMM208H)
- High speed hubs and wheels
- Hitch and 2in. ball coupler included
- Cast iron pillow block for added strength
- Durable 3/16in. drum thickness
- Lifetime warranty on drum bearings and seals



BRPMM108H



BRPMM208H

ITEM#	Engine	Drum Material	Drum Capacity	Wheels	Hitch	Retail	Qty 1	Qty 4
BRPMM106H	Honda GX240	Steel	6 Cu Ft	12in. x 4.8in. High Speed	2in.	\$4,179	<b>\$3,134</b>	<b>\$3,040</b>
BRPMM108H	Honda GX240	Steel	8 Cu Ft	13in. x 6.5in. High Speed	2in.	\$4,279	<b>\$3,209</b>	<b>\$3,113</b>
BRPMM206H	Honda GX240	Poly	6 Cu Ft	12in. x 4.8in. High Speed	2in.	\$4,459	<b>\$3,344</b>	<b>\$3,244</b>
BRPMM208H	Honda GX240	Poly	8 Cu Ft	13in. x 6.5in. High Speed	2in.	\$5,359	<b>\$4,019</b>	<b>\$3,899</b>

## BRAVEPRO POWERED by HONDA

### Concrete Mixers

- 14-Gauge steel engine shroud with efficient ventilation
- Axle springs for less bounce and sway
- Heavy-duty retractable schedule 80 tow tongue (hitch) with 2in. ball coupler
- 3in. x 4in. square steel yoke supporting drum
- Oversized dump wheel with handle grip for easier control while discharging material
- Multi-position dump latch
- Durable 1/8in. thick abrasion steel drum with heavy-duty lip (BRPCM107H, BRPCM109H)
- Easy-to-clean polyethylene drum for extended life and high performance (BRPCM209H)



BRPCM107H



BRPCM209H

ITEM#	Engine	Drum Material	Drum Capacity	Wheels	Hitch	Retail	Qty 1	Qty 4
BRPCM107H	Honda GX270	Steel	7 Cu Ft	12in. x 4.8in. High Speed	2in.	\$4,179	<b>\$3,134</b>	<b>\$3,040</b>
BRPCM109H	Honda GX270	Steel	9 Cu Ft	13in. x 6.5in. High Speed	2in.	\$4,279	<b>\$3,209</b>	<b>\$3,113</b>
BRPCM209H	Honda GX270	Poly	9 Cu Ft	13in. x 6.5in. High Speed	2in.	\$4,629	<b>\$3,472</b>	<b>\$3,368</b>

**BRAVEPRO** POWERED BY HONDA

 Retail: \$450  
 Dealer: \$337  
 Qty 1: \$297  
 Qty 4: \$277

## BRPV105 Concrete Vibrator

- Strong plastic housing with double insulation and water-proof protection
- IP44 protection against splashes and access
- Motor airflow from rear to front prevents dust buildup and damage to motor
- Self-disconnecting carbon brushes, easy to replace
- Filter in air inlet



### Accessories

#### Shaft Assembly with Poker Head

**HOT BUYS**

ITEM#	Description	Retail	DEALER	Qty 1	Qty 4
BRVS10	10ft. w/1.5in. Head	\$307	\$230	\$223	\$210
BRVS13	13ft. w/1.5in. Head	\$346	\$259	\$251	\$237
BRVS6	6.5ft. w/1.5in. Head	\$276	\$207	\$201	\$189

ITEM#	Description	Retail	Qty 1	Qty 4
BRVH15	Poker Head 1.5in. x 10in.	\$148	\$111	\$108
BRVH20	Poker Head 2in. x 15.5in.	\$179	\$134	\$130



#### SUPER SNAKE POWER OPTION

The Super Snake is perfect for all decorative concrete work using 47in. floats and will shake a 6ft. float no problem!

## RATTLE STICK EX

### Super Snake Concrete Bull Float Vibrator

- Battery operated attachment for bull floats that decreases the amount of time needed to float concrete flat.
- Powered by your jobsite DeWalt, Milwaukee or Makita battery (**battery not included**).
- Clicks into any float or walking tool.
- Brings up paste in 1 or 2 passes even on low slump concrete.
- Bring up cream twice as fast, perfect stamped concrete impressions, cut hard trowel time in half, eliminate surface bleed, and never spray water on top again.
- 18-20 Volt DC Motor
- 1/4in. -20in. x 3/8in. Cap Bolts
- 3/8in. SAE Socket

ITEM#	Fits Battery Pack	Retail	Qty 1
RS-EXDW-SS-BLK.RAT	DeWalt	\$1,134	\$825
RS-EXMW-SS-BLK.RAT	Milwaukee	\$1,134	\$825

### Universal Bottom Mount

ITEM#	Description	Retail	SPECIAL
RS-UBM.RAT	Optional Bottom Mount	\$200	\$185

**BRAVEPRO** POWERED BY HONDA

 Retail: \$1,319  
 Dealer: \$989  
 Qty 1: \$959  
 Qty 4: \$902

## BRPS105H Concrete Screed

- Hardened aluminum blade ensures a smoother finish than conventional screeds
- Heavy rubber mounts to reduce the vibration level on the handle
- Adjustable handle height, vertical & horizontal position (optional)
- Tilt-up stand keeps engine out of concrete or off the ground when not in use
- Rounded ends of the blade make it easy to go around obstacles
- **Screed boards sold separately, see sizes below**

Honda GX35, 35cc Engine

1.6 HP



### Hardened Aluminum Screed Boards



ITEM#	Size	Retail	Qty 1	Qty 4
BRSB4	4ft.	\$105	\$79	\$76
BRSB8	8ft.	\$230	\$172	\$167
BRSB10	10ft.	\$265	\$199	\$193
BRSB12	12ft.	\$311	\$233	\$226
BRSB14	14ft.	\$339	\$254	\$246



## Forward Plate Compactors

- Cast-solid, high-strength cast iron base plate
- Cast iron wear resistant lubricated vibrator assembly
- Robust design sealed belt cover
- Anti-vibration
- Solid engine frame
- Transport wheel for easy transportation
- Water tank for asphalt use



**INCLUDES  
RUBBER MAT**

**HOT BUYS**

ITEM#	Engine	VPM	Plate Size	Centrifugal Force kN	Retail	DEALER	Qty 1	Qty 4
BRPFP135H	Honda GX160	5,680	22in. x 16in.	2,250 lb.	\$2,465	\$1,849	\$1,794	\$1,685

ITEM#	Engine	VPM	Plate Size	Centrifugal Force kN	Retail	Qty 1	Qty 4
BRPFP125H	Honda GX160	5,680	22in. x 14in.	2,250 lb.	\$2,122	\$1,591	\$1,543
BRPFP145H	Honda GX160	5,680	22in. x 20in.	4,500 lb.	\$2,616	\$1,962	\$1,803



Retail: \$4,079  
Qty 1: \$3,059  
Qty 4: \$2,967

### BRPRP210H Reversible Plate Compactor

- Hydraulic adjustment control lever for easy direction change
- Powerful compactor suited for commercial or heavy-duty construction projects
- Hydrostatic forward and reverse motion
- Reverse travel safety protection
- User-friendly isolated vibration handle
- Cast iron vibrator assembly
- Handles fold 45 - 90 degree position for transport
- Heavy-duty roll cage
- Wheel kit included

Honda GX160, 160cc Engine

5,400 VPM

23in. x 15in. Plate Size

4,496 Centrifugal Force

ITEM#	Fits	Retail	SPECIAL
BR210-RM	BRPRP210H 15in. Rubber Mat	\$186.34	\$129.99



### BRPRP220H Reversible Plate Compactor

- Hydraulic adjustment control lever for easy direction change
- Powerful compactor suited for commercial or heavy-duty construction projects
- Hydrostatic forward and reverse motion
- Reverse travel safety protection
- User-friendly isolated vibration handle
- Cast iron vibrator assembly
- Handles fold 45 - 90 degree position for transport
- Heavy-duty roll cage
- Wheel kit included

Honda GX200, 196cc Engine

5,400 VPM

27in. x 20in. Plate Size

6,744 Centrifugal Force

ITEM#	Fits	Retail	SPECIAL
BR220-RM	BRPRP220H 20in. Rubber Mat	\$262.26	\$182.79



Retail: \$5,099  
Qty 1: \$3,824  
Qty 4: \$3,710



## Tamping Rammers

- Powered by a Honda GXR120 engine
- Throttle lever for smooth operation
- Heavy shock mount system, perfectly balanced
- Protective top frame
- Heavy duty air cleaner system
- 3,850 RPM
- 13.4in. x 11.2in. shoe size
- Perfect for tight spaces where plate compactors wouldn't fit



ITEM#	Engine RPM	Shoe Size	Impact Force	Jumping Stroke	Retail	Qty 1	Qty 4
BRPTR65H	3,850	13.4in. x 11.2in.	3,600 lbs.	1.4in. - 2.3in.	\$2,743	\$2,057	\$1,995
BRPTR70H	3,850	13.4in. x 11.2in.	4,496 lbs.	1.6in. - 3.4in.	\$2,857	\$2,143	\$2,078



## BRPPT105H Edging Trowel

- Easy-to-use pitch and speed controls
- Worm reduction gear provides high torque at slower speed
- Safety stopper located on the handle grip allows for easy emergency shut down



Honda GX160, 163cc Engine

5.5 HP

24in. Blade Diameter

Combination Blade 4.75in. x 9in.

Retail: \$2,034  
Qty 1: \$1,526  
Qty 4: \$1,480



## BRPPT110H / BRPPT210H Power Trowels

- Over-built cast aluminum gearbox delivers the torque needed for panning and speeds for finishing
- Adjustable handle for comfort and easy control
- Heavy-duty bronze worm gear
- Balanced design for comfortable operation
- Gearbox oil gauge for easy
- Spider assembly features precision alignment reading of oil level
- Twist knob control

BRPPT110H



Engine: Honda GX200 (BRPPT110H); GX270 (BRPPT210H)

Horsepower: 5.5 (BRPPT110H); 9 (BRPPT210H)

117-167 RPM Blade Speed

Rotor Diameter: 36in. (BRPPT110H); 46in. (BRPPT210H)

ITEM#	Retail	Qty 1	Qty 4
BRPPT110H	\$2,649	\$1,987	\$1,927
BRPPT210H	\$3,259	\$2,444	\$2,371



**FIND BLADES  
ONLINE**

**CASE  
INCLUDED**
**433-20000**  
 3-Speed Core Drill

- Front handle rotates and positions 360 degrees for easy positioning.
- 3 speed gearbox allows for selection of the best speed for the job
- Mechanical clutch protects the operator and machine.
- Hand-held operation for up to 3in. diameter and/or rig mounted for up to 6in. diameter core bit.
- Includes drill, heavy duty case, 1-1/4-7in. to 5/8-11in. adapter, shoulder rest, quick disconnect for garden hose connection, set of brushes, and water proof GFI in-line switch

No Load Speed: 3450/1800/950 MIN

Motor: 2 HP

Voltage: 120 V

Amps: 15



CORE DRILL PUMP



CORE DRILL STAND

**Core Drill Accessories**

ITEM#	Description	Retail	SPECIAL
433-21000	Core Drill w/Case, Stand & Pump	\$2,827	<b>\$1,254.00</b>
433-30000	Core Drill Stand	\$1,158	<b>\$513.49</b>
433-31000	Core Drill Vacuum Pump	\$669	<b>\$296.69</b>

**Premium Core Drill Bits**

ITEM#	Description	Retail	SPECIAL
425-03039	2"x14" Wet Gen Purpose	\$164.52	<b>\$74.03</b>
425-03040	3"x14" Wet Gen Purpose	\$202.21	<b>\$90.99</b>
425-03041	4"x14" Wet Gen Purpose	\$306.83	<b>\$138.07</b>
425-03042	6"x14" Wet Gen Purpose	\$421.76	<b>\$189.79</b>

**KLUTCH.**
**BULL FLOAT KITS**

**MARSHALLTOWN**  
 U.S.A.

**FINISHING TROWELS**

**MARSHALLTOWN**  
 U.S.A.

**MAG FLOATS**

**MARSHALLTOWN**  
 U.S.A.

**HAND EDGERS**

 More concrete finishing tools  
 are available online!

 SCAN THE CODE TO SEE THE  
 WHOLE LINE ON OUR WEBSITE!

**MARSHALLTOWN**  
 U.S.A.

**KNEE BOARDS**






Retail: \$2,351.65  
**SPECIAL: \$1,810.99**



**BBM158**  
Blockbuster Mini Masonry Saw

- Dual voltage 115/230v commercial grade 1.5 HP induction motor.
- Belt-driven blade shaft
- 14in. blade guard capacity
- 5in. max depth of cut
- 3,600 RPM



BBC157  
Retail: \$3,429.68  
**SPECIAL: \$2,743.96**



**BBC157 and 207**  
Blockbuster Compact Masonry Saws

- **BBC157 Motor:** 1.5 HP, AC Universal
- **BBC207 Motor:** 2 HP, AC Universal
- 14in. blade guard capacity
- 5in. max depth of cut
- 2,900 RPM

BBC207  
Retail: \$3,604.40  
**SPECIAL: \$2,883.52**



Retail: \$5,061.54  
**SPECIAL: \$4,049.46**

POWERED by **HONDA**



**BBC547**  
Blockbuster Compact Masonry Saw

- Honda GX160, 160cc engine
- 14in. blade guard capacity
- 5in. max depth of cut
- 2,900 RPM




**CTC705 and CTC1020XL**  
Tile Saws

- **CTC705:** 1 HP motor; **CTC1020XL:** 2 HP motor
- **CTC705:** 7in. blade guard capacity; **CTC1020XL:** 10in. blade guard capacity
- **CTC705:** 2-1/4in. max cutting depth **CTC1020XL:** 3-3/4in. max cutting depth
- **CTC705:** 6,000 RPM; **CTC1020XL:** 3,000 RPM



CTC705  
Retail: \$1,203.30  
**SPECIAL: \$962.42**

CTC1020XL  
Retail: \$1,736.27  
**SPECIAL: \$1,494.00**



Retail: \$3,829.68  
**SPECIAL: \$3,063.74**

POWERED by **HONDA**



**GC55**  
Early Entry Push Saw

- Honda GX160 engine w/4-stage cyclone air filter
- 10in. blade guard capacity
- 4in. max cutting depth
- 3,000 RPM
- Folds down for easy storage and transport

**FIND SAW BLADES  
ONLINE**





Retail: \$1,428.58  
**SPECIAL: \$1,142.86**



### CP514-350 Cut-off Saw

- Heavy duty sealed shaft bearings
- Easy Start - Hot or Cold
- Multi-stage air filtration
- Belt-driven

5.4 HP Motor

4,500 RPM

14in. Blade Guard Capacity

5in. Max. Cutting Depth

## KLUTCH.



Retail: \$750  
 Dealer: \$562  
**Qty 1: \$545**



### 6030948 Gas Concrete Cutter

- Precise, efficient cutting of various materials including stone, brick, tile and more
- 2-stroke, air cooled, single cylinder engine
- Compact design is easy to carry
- Recoil start
- 14in. diamond-tipped blade

4.7 HP, 74cc 2-Stroke Engine

Idling Speed 3,300 RPM; High Speed 8,000 RPM

14in. Cutting Diameter

5in. Max. Cutting Depth

## KLUTCH.

Retail: \$299.99  
**Qty 1: \$210.00**  
**Qty 4: \$204.00**



### 114831 Electric Concrete Cutter

- Cuts stone, brick, tile and more
- LED light for two functions: 1) power indicator and 2) overload alarm
- Overload protection by current and soft start
- Lock-on switch
- Removing part of guard could achieve flat cutting
- Leakage protection plug with 6-1/2ft cable

120V 60Hz

No Load Speed 4,300 RPM

14in. Cutting Diameter

5in. Max. Cutting Depth



### BRPCS110H Green Concrete Saw

- Lightweight yet heavy-duty construction
- Vacuum nozzle hook-up on blade guard
- Saws right to edge of walls and columns
- Center blade mount design for straight line cutting
- Adjustable handle height for operator comfort
- Standard 5/8in. blade arbor
- Saw blades sold separately

Honda GX200, 196cc Engine

3.25in. Cutting Depth

10in. Diameter Blade Capacity

No Water Tank

Retail: \$1,729  
**Qty 1: \$1,297**  
**Qty 4: \$1,258**



### BRPCS210H Floor Concrete Saw

- Dual blade flanges and reversible guard
- Rugged, adjustable pointer wheel assembly
- Strong, protected frame for easy transportation
- Easy crank for raising/lowering cutting depth
- Hinged front, lift-up blade guard: easy blade replacement
- Saw position guide to ensure straight cuts
- Saw blades sold separately

Honda GX390, 390cc Engine

7.2in. Cutting Depth

20in. Diameter Blade Capacity

6.8 Gallon Water Tank

Retail: \$3,059  
**Qty 1: \$2,294**  
**Qty 4: \$2,225**





## Ground Protection Mats

- Made of high-density polyethylene
- Special modifiers incorporate UV resistance and anti-static properties
- Withstands up to 80 tons
- Flexible but won't break
- Offers maximum grip for equipment and crewmen
- Mats connect using 2-way or 4-way metal connectors with no tools required
- Thickness is .5in. Mat + .375in. Cleat
- 200 PSI Load weight (depending on subsurface conditions)
- White



ITEM#	Size	Retail	Qty 1	Qty 12
GWG311002	3 ft x 8 ft	\$259.99	\$231.67	\$207.46
GWG311003	4 ft x 8 ft	\$294.99	\$278.57	\$267.15

## Metal Mat Connector

- Connect 2 Blue Gator Ground Protection Mats together
- Made of rugged round hot rolled steel with galvanized coating

ITEM#	Description	Retail	SPECIAL
GWG311004	Dual Link	\$19.00	\$14.00



**THE SHINGLE HOG**



Retail: \$1,994  
SPECIAL: \$1,495

**made in the USA**  
with US and imported components

### TSH-001 Shingle Hog

- Removes shingles 70% - 90% faster than by hand
- Tears off 17-20 squares per hour
- Features a 3-position ergonomic, adjustable handle for comfort and efficiency
- Includes cleanable air filter to minimize dirt and durable hard rubber wheels
- Reduces the pain of manually removing shingles, even on multi-layer roofs
- Made in the USA

240 lbs of Lift Force

100 PSI

4in. of Travel

14-7/8in. Wide Carbon Steel Tooth Bar

**BRAVEPRO**  
POWERED by  
HONDA



Retail: \$2,636  
Qty 1: \$1,977  
Qty 4: \$1,918



### BRPFS108E Commercial Floor Stripper

- Designed for removing carpet, VCT, and linoleum
- Comes standard with two blades: 6in. and 10in.
- Heavy-duty design
- Single point bearing lubrication
- Back-Saver Blade Control System™ features on-the-fly blade angle adjustment
- Wheel scraper blades to keep wheels clean



**FIND STRIPPER  
BLADES ONLINE**

2300W, 115VAC, 60Hz Motor

1,440 Nominal Oscillations/Min

12-3 SJTW x 37ft. Extension Cord

10in. Max Cutting Blade





Retail: \$2,788  
**SPECIAL: \$2,249**



### SL7.ESS Floor Hand Edger Sander

- Constructed with interchangeable parts of highly polished aluminum alloys
- Disc pad is precision balanced and rubber backed with steel
- Free-wheeling, non-marking disc guard
- Oversized rerouted chamber vacuum for extra-clean pickup
- Ball bearings on all revolving parts - lubricated and sealed
- Comes standard with dust bag and wrench

1.5HP Universal Motor, 115V AC

7in. Diameter Pad

3,600 RPM Disc Speed



### Orbital Polishers

- 1 HP Sealed Baldor motor, fan-cooled and thermal overload
- 12in. x 18in. white pad
- Applications include: screening floors after sanding, screen and re-coating polyurethane floors, waxed floors scrubbing and polishing, wood deck sanding and refinishing, parquet floor sanding and refinishing, and more



ITEM#	Description	Retail	SPECIAL
SL1218R.ESS	Orbital Sander	\$4,172	<b>\$3,129</b>
SL1218OVS.ESS	Orbital Sander w/Onboard Vacuum	\$4,309	<b>\$4,009</b>



Retail: \$4,499  
**SPECIAL: \$4,039**



### SL8.ESS Floor Sander

- Sealed motor keeps sawdust out and keeps machine running longer
- Soft rubber drum and unique spring-loaded cam locking system for secure holding of sandpaper
- Drum does not slow down or speed up as it sands, resulting in a level, smooth finish without waves
- Weight of machine is evenly distributed for straight and even sanding
- Repulsion-induction feature virtually eliminates brush wear by using the brushes only to start the motor

115V AC, 60 Cycle, 14 AMP Motor

8in. Drum Width

1,800 RPM Drum Speed



### Rotary Polishers

- 1.5 HP motor installed on a black powder coated apron
- 175 RPM
- Triple Planetary Gearbox
- Steel gears with coupler
- 50ft. cord
- Non-marking bumper



**INVENTORY  
CLOSEOUT**

ITEM#	Size	Retail	DEALER	Qty 1
ESL17-SV.ESS	17in.	\$1,139	<b>\$999</b>	<b>\$949</b>

ITEM#	Size	Retail	Qty 1
ESL20-SV.ESS	20in.	\$1,149	<b>\$1,009</b>



**FIND SANDING ACCESS. ONLINE**



Accessories  
Available  
Online



Retail: \$1,674  
**SPECIAL: \$902**

**NEW**  
ARRIVALS

### BOSS-1

#### Boss HD Floor Machine

- 1.5 HP motor delivers powerful and reliable performance for professional floor care
- 175 RPM operation ensures efficient cleaning on a variety of surfaces
- Offers up to five interchangeable apron sizes, providing unmatched versatility for different applications
- Rugged all-metal construction ensures long-lasting durability
- Compatible with separately sold brushes and pad drivers, allowing for customization
- Designed for professional use

1.5 HP, 66-Frame A/C Motor

175 RPM Brush Speed

107 lbs



Retail: \$1,774  
**SPECIAL: \$956**

**NEW**  
ARRIVALS

### L-17E

#### 17in. LOBOY Floor Machine

- Ultra-quiet operation with hospital-grade noise levels, ideal for noise-sensitive environments
- 1.5 HP, 66-frame A/C motor delivers powerful and reliable performance for professional floor care
- 175 RPM operation ensures efficient cleaning on a variety of surfaces
- 17-in. apron provides a wide cleaning path for faster and more effective coverage
- Gearbox located under the apron offers a low-profile design for improved maneuverability and access to tight spaces
- Includes 1705 T-pad driver for secure and efficient pad

1.5 HP, 66-Frame A/C Motor

175 RPM Brush Speed

111 lbs



Retail: \$3,224  
**SPECIAL: \$1,738**

**NEW**  
ARRIVALS

### H-17S

#### Hercules H-17 Floor Machine

- 1.5 HP, 66-frame A/C motor delivers powerful and consistent performance for heavy-duty floor care
- 175 RPM transmission ensures cleaning on a variety of floor types
- Includes 1705 T-pad driver for a secure and efficient grip on cleaning pads, enhancing cleaning results
- Rugged all-metal construction offers exceptional durability and reliability in demanding environments
- Designed for heavy-duty commercial and industrial use

1.5 HP, 66-Frame A/C Motor

175 RPM Brush Speed

118 lbs



Retail: \$2,248  
**SPECIAL: \$1,212**

**NEW**  
ARRIVALS

### DC-21-1500

#### Ultra DC High Speed Burnisher

- Balanced design ensures precise burnishing control for professional-grade results
- Operates at 2000 RPM, delivering smooth and consistent high-gloss finishes
- 21-in. apron provides wide coverage, improving efficiency and reducing cleaning time
- Includes a flexible pad driver for secure and even pad contact, enhancing performance and finish quality
- Ideal for commercial and industrial environments, offering reliable and user-friendly operation for polished floors

21in. Apron

2,000 RPM

102 lbs

**POWERNAIL®**Retail: \$594.00  
**SPECIAL: \$474.90****445LSW.PWR****16-Gauge Pneumatic Cleat Nailer**

- Installs 3/8in. - 3/4in. hardwood flooring
- Drives 16-gauge PowerCleats, 1-1/2in. - 2in.
- Includes mallet, oil, wrenches and 1/4in. air fitting (3/8in. NPT)
- Extra long handle 22in. / Long handle 19in. (overall nailer height)
- Short channel 100 cleats capacity / Long channel 200 cleats capacity

80-110 PSI

18in.L x 3in.W x 19in.H

10.6 lbs

**POWERNAIL®**Retail: \$309.00  
**SPECIAL: \$247.30****50FKIT.PWR****18-Gauge Pneumatic Cleat Nailer**

- Features trigger-pulled actuation
- Adjustable one-piece FLEX Foot for easy adjustment
- Unique nose fits today's wide variety of profiles including tongue & groove and interlocking plank
- Directional exhaust
- Installs 3/8in. - 3/4in. hardwood flooring
- Drives 18-gauge PowerCleats, 1in. - 1-3/4in.
- Includes a tap block and carrying case

70-120 PSI

12in.L x 4.25in.W x 12.5in.H

5.75 lbs

**POWERNAIL®**Retail: \$231.00  
**SPECIAL: \$184.81****2000FKIT.****20-Gauge Pneumatic Cleat Nailer**

- The most advanced cleat nailer in the industry
- The one-piece adjustable Flex Foot allows you to quickly tune to the exact height of the floor
- Features a trigger placed safety mechanism to avoid dragging and catching
- Get close to walls and in tight spaces
- Directional exhaust
- Installs 5/16in. - 1/2in. HDF/MDF core, engineered, laminate and exotic woods
- Includes a tap block and carrying case

70-120 PSI

9.5in.L x 3.5in.W x 8in.H

5.75 lbs

**POWERNAIL®**Retail: \$478.00  
**SPECIAL: \$382.97****445FSW.PWR****15.5-Gauge Pneumatic Flooring Stapler**

- Uses PowerStaples® 2in. - 1-1/2in.
- Installs 3/4in. - 5/8in. hardwood flooring
- Includes 3MI Mallet
- Extra long handle 22ft. / Long handle 19in. (overall nailer height)
- Short channel 100 staples capacity

80-110 PSI

18in.L x 3in.W x 19in.H

10.6 lbs

**POWERNAIL®**Retail: \$213.00  
**SPECIAL: \$170.23****PTACK54E.PWR****Carpet Stapler**

- Easy bottom loading magazine
- Compact design for stair upholstery
- Drives 9/16in. divergent staples (designed for use with 9/16in. PowerStaples)
- UL approved
- Includes convenient tool bag

15 Amps, 120 Volts, 60 Hz Single Phase

9in.L x 7.5in.W x 2.75in.H

4.5 lbs

**More POWERNAIL online!****SCAN THE CODE!**



**TITAN**  
POST DRIVERSPOWERED BY  
**HONDA**PGD3200XPM  
w/Post Master  
Drive Cap**X SERIES**  
CONTRACTOR GRADE DRIVERS

PGD3200X

**PGD3200X & PGD3200XPM**  
Contractor X Series Post Driver

- 100% Self contained
- Simple recoil start with trigger throttle
- Optional top handle with secondary throttle; optional lower handle extension with secondary throttle control
- PGD3200SPM Includes Post Master Drive Cap for installing Post Master Plus post

Honda 4-Stroke, 35cc Engine

1,850 BPM

3.125in. Barrel Diameter

2.5in. Adapter Included (PGD3200X); 2in.  
Adapter Included (PGD3200XPM)

ITEM#	Retail	Qty 1
PGD3200X	\$2,095	\$1,895
ITEM#	Retail	Qty 1
PGD3200XPM	\$2,195	\$1,995

**TITAN**  
POST DRIVERS**X Series Post Driver Accessories**  
Fits PGD2000X and PGD3200X30in. Throttle  
Extension Kit  
PGDEHKX15in. Throttle  
Extension Kit  
PGDSHKXTop Throttle Kit PG-  
DTHKXUpper/Lower  
Throttle Kit  
PGDLHKX

ITEM#	Retail	Qty 1	Qty 4
PGDEHKX	\$289	\$246	\$239
PGDSHKX	\$269	\$235	\$228
PGDTHKX	\$129	\$110	\$107
PGDLHKX	\$79	\$67	\$65
PGDMRDTSX	\$125	\$89	\$86

2.5in. Tent Stake  
PGDMRDTSX  
Use with  
PGD3200X**TITAN**  
POST DRIVERSPOWERED BY  
**HONDA****X SERIES**  
CONTRACTOR GRADE DRIVERS**PGD2000X**  
Contractor X Series Post Driver

- 100% Self contained
- Comfort grip handles and internal damping springs to lessen vibration
- Simple recoil start with trigger throttle
- Optional top handle with secondary throttle; optional lower handle extension with secondary throttle control

Honda 4-Stroke, 35cc Engine

1,750 BPM

1.875in. Barrel Diameter

1in. Adapter Included

Retail: \$1,750  
Dealer: \$1,395  
Qty 1: \$1,353  
Qty 4: \$1,277**FIND ACCESSORIES  
ONLINE****TITAN**  
POST DRIVERS**PGDCTSATC**  
Contractor Series Cart

- Powder coated finish for long life
- Solid rubber tires
- Accommodates all Contractor Series drivers with the PGDLHK Upper/Lower Carry Handle Kit and the PGDTHKX Top Handle Kit with Throttle added
- Provides a safe, secure storage space when the driver is not in use, with features to store and organize barrel sleeves, drive caps and tools
- Minimal assembly required



22in. L x 23in. W x 42in. H

40 lbs.



## PGD1032 & PGD1032H Farm & Home Post Driver

- 100% self contained
- Ideal for driving posts, rods, or stakes
- Simple recoil start with trigger throttle and integrated stop button
- Assembled and serviced in the USA



Includes 1in., 1.75in., and 2.5in. Steel Barrel Sleeves

Light and Compact



PGD1032

POWERED by  
**HONDA**



PGD1032H

## HOT BUYS

ITEM#	Engine	BPM	Retail	DEALER	Qty 1
PGD1032	1.3 HP, 4-Stroke	Up to 1,200	\$729	\$600	\$582

ITEM#	Engine	BPM	Retail	SPECIAL	
PGD1032H	Honda GX35, 4-Stroke	Up to 1,600	\$1,259	\$1,035	



## PGD3875

### Farm & Home Post Driver

- 100% self contained
- Ideal for driving posts, pipes, rods, and stakes with diameters of up to 3-7/8in.
- Simple recoil start with trigger throttle and integrated stop switch
- Includes protective carry case, service tool kit, engine oil, extra lube and adapter collars
- *Not recommended for commercial use*
- *Will not accomodate 4in. x 4in. square post*



1.3HP 4-Stroke Engine  
700 - 1,350 BPM

1in., 2in., 3in. and 4in. Adapter Collars  
Included



Retail: \$599  
Dealer: \$469  
Qty 1: \$455



## PGD2875

### Farm & Home Post Driver

- 100% self contained
- Accepts materials up to a maximum of 3in. diameter
- Ideal for driving posts, pipes, rods, or stakes
- Comfort grip handles
- Simple recoil start with trigger throttle
- Comes with 1in., 1.77in., 2in. and 3in. adapter collars
- Includes adapter collars, engine oil, extra lube, sturdy protective carrying case and service tool kit
- *Not recommended for commercial use*



4-Stroke, 37.7cc Engine  
1,500-2,000 BPM  
3-1/4in. Barrel Diameter



Retail: \$529  
Special: \$415  
Qty 1: \$403





## Manual Postjak Pullers

- Dual-sided Yoke offers the operator a broader range to tackle posts, stakes, pipe, rods, or rebar, thus eliminating the need for multiple pullers
- Round-designed jaw with a 4-point pivot allows the operator to rotate Jaws
- Telescopic extension handle ensures you can get the leverage needed
- Heavy-duty build is specifically designed to endure the rigors of hard work
- Highly visible powder-coated finish
- Both include standard yoke



PJP-S

PJP-L



ITEM#	Description	Retail	Qty 1	Qty 4
PJP-S	19in. Puller   23 lbs.	\$249	\$180	\$174.60
PJP-L	36in. Puller   27.5 lbs.	\$299	\$196	\$190.12



Retail: \$1,399  
SPECIAL: \$1,049

## QP001.NWQ

### NW Quick Pull Manual Fence Puller

- The simplest and easiest way to pull out a fence post, sign post, small tree, shrub, bamboo or vine
- Tripod features provides stability and allows for one-person use
- Little or no maintenance - no electricity or hydraulics
- Lightweight and portable
- Post is pulled straight up, reducing friction while increasing leverage
- 100% American made



10,000 lbs. Pulling Power

50 lbs.



**10,000 lbs  
PULLING  
POWER!**



## Drywall Lifts

- Make installing drywall a one-person job with Drywall Lifts - one person can easily transport, assemble, and operate the Panellift Drywall Lifts
- No tools required for assembly
- Easy to dismantle - fits in the back of most trucks
- Use for walls and ceilings
- Tripod base folds to allow the assembled unit to pass through doorways
- Optional 18in. extension, 4ft. extension, and storage cart available, sold separately



125.PAR

439.PAR

**MORE MODELS &  
ACCESSORIES  
ONLINE**



ITEM#	Lift Mechanism	Max Reach	Sheet Size Cap.	Max Load Rating	Wheels	Manufactured	Retail	SPECIAL
125.PAR	Standard Cable Drive	11ft.	1 @ 4ft. x 16ft.	150 lbs	(3) 5in. Caster	International	\$481	\$391
439.PAR	Multi-Stage Chain Lift	14ft. 5in.	1 @ 4ft. x 16ft.	200 lbs	(3) 6in. Caster	America	\$1,499	\$1,099

## Cabinetizer™

### Cabinet Lifts

- One person can easily mount upper cabinets to an exact and level position
- No tools required for assembly
- Square steel tube, nylon lifting strap, felt-covered seat base
- 300 lb Load capacity, 72in. Max lift height
- Cabinetizer™ 76 is made in the USA



72.PAR

76.PAR

ITEM#	Description	Retail	SPECIAL
72.PAR	Cabinetizer 72	\$440.00	\$300.00
76.PAR	Cabinetizer 76	\$720.00	\$500.00

## Hangpro™

### Drywall Lifts for Vertical Walls

- Specifically made to hang drywall on vertical walls
- 3-in-1 tool for transporting, lifting, and holding drywall sheets for mounting
- Compatible with sheets up to 4ft. x 16ft.
- 10ft. max reach, 150 lb load capacity
- 150: 8in. hard rubber no flat tires HTM-100: 8in. Pneumatic tires
- Hangpro™ 150 is made in the USA



150.PAR

HTM-100.PAR

ITEM#	Description	Retail	SPECIAL
150.PAR	Hangpro 150	\$698.00	\$558.44
HTM-100.PAR	Hangpro 100	\$502.00	\$437.00



**GREYWOLF™**

Attachments


 Retail: \$1,549  
**SPECIAL: \$1,309**
**NEW**  
 ARRIVALS


### 1067

#### Skid Steer Tree Puller Attachment

- Heavy-duty construction with gray/red powder coat finish
- 9in. maximum tree or post diameter
- 3in. bore x 8in. stroke cylinder
- Quick attach plate constructed of 5/16in. thick steel
- Maximum pressure of 3,500 PSI
- Designed to remove trees and wooden posts using hydraulically powered jaws
- Hoses and flat faced couplers included

5/16in. Heavy-Duty Construction

49in. W x 20in. H x 37in. L

420 lb. Unit Weight

**GREYWOLF™**

Attachments


 Retail: \$1,499  
**SPECIAL: \$1,279**


### 1073

#### Skid Steer Land Plane Attachment

- Heavy-duty 5/16in. steel construction with gray/red powder coat finish
- 5/8in. reversible cutting edges on front and back
- Easily mounts to skid steer loaders that use the standard universal quick attachment
- Multi-directional tool works in forward or reverse
- Cutting edges built for back dragging, grading or sod peeling
- Used for leveling dirt and gravel, and grading landscape

5/16in. Heavy-Duty Construction

75in. W x 19in. H x 50in. L

590 lb. Unit Weight

**GREYWOLF™**

Attachments


 Retail: \$2,499  
**SPECIAL: \$2,049**


### 1065

#### Skid Steer Backhoe Attachment

- 1/4in. thick box framed boom and 5/16in. thick steel plate with gray/red powder coat finish
- 12in. bucket width with 2 replaceable bucket teeth
- Easily mounts to skid steer loaders that use the standard universal quick attachment
- 3in. bore x 16in. stroke cylinder
- Up to 3,500 PSI pressure
- Designed to excavate earth using a hydraulically powered bucket



6ft. 8in. Max Digging Depth

49in. W x 28in. H x 70in. L

630 lb. Unit Weight

**GREYWOLF™**

Attachments


 Retail: \$599  
**SPECIAL: \$499**


### 1070

#### 20in. Backhoe Bucket

- For use with the 1065 Skid Steer Backhoe Attachment
- 1/4in. steel formed bucket with 3/8in. steel side plates
- Red powder coat finish
- 20in bucket width
- 4 replaceable bucket teeth

**GREYWOLF™**  
Attachments*made in the*  
**USA**  
with US and imported componentsRetail: \$1,699  
**SPECIAL: \$1,379****NEW**  
ARRIVALS**1051**  
Skid Steer Rock Devil Attachment

- Heavy-duty construction with gray/red powder coat finish
- Minimal ground disturbance and crop destruction
- Allows rocks to be loaded into trailers or onto rock piles
- 3in. bore x 8in. stroke cylinder
- Quick attach plate constructed of 5/16in. thick steel
- Maximum pressure of 3,500 PSI
- Hoses and flat faced couplers included
- Primarily used for removing rocks

5/16in. Heavy-Duty Construction

49in. W x 41in. H x 54in. L

500 lb. Unit Weight

**GREYWOLF™**  
Attachments*made in the*  
**USA**  
with US and imported componentsRetail: \$479  
**SPECIAL: \$399****NEW**  
ARRIVALS**1072**  
Skid Steer Bale Spear Attachment

- Heavy-duty construction with gray/red powder coat finish
- Minimal ground disturbance and crop destruction
- 39in. long x 1-3/4in. diameter Conus 2 BPT spear
- Two 17in. long x 1-1/4in. diameter stabilizers
- Quick attach plate constructed of 5/16in. thick steel
- 3,000lb. max lift capacity
- Primarily used for moving hay bales

5/16in. Heavy-Duty Construction

49in. W x 22in. H x 43in. L

190 lb. Unit Weight

**GREYWOLF™**  
Attachments*made in the*  
**USA**  
with US and imported componentsRetail: \$549  
**SPECIAL: \$409****1062**  
Skid Steer Stump Bucket Attachment

- Heavy-duty 5/16in. steel construction with gray powder coat finish
- Serrated edges for cutting roots
- Easily mounts to skid steer loaders that use the standard universal quick attachment
- Reach far under stumps to tear out roots using serrated edges on side of bucket
- Used for prying up tree stumps, old fence posts, removing sidewalks and asphalt and more

5/16in. Heavy-Duty Construction

49in. W x 19in. H x 42in. L

202 lb. Unit Weight

**GREYWOLF™**  
Attachments*made in the*  
**USA**  
with US and imported componentsRetail: \$345  
**SPECIAL: \$276****NEW**  
ARRIVALS**1523**  
Skid Steer Mini Stump Bucket Attachment

- Heavy-duty 5/16in. steel construction with gray powder coat finish
- Serrated edges for cutting roots
- Easily mounts to skid steer loaders that use the standard universal quick attachment
- Reach far under stumps to tear out roots using serrated edges on side of bucket
- Used for prying up tree stumps, old fence posts, removing sidewalks and asphalt and more

5/16in. Heavy-Duty Construction

24in. W x 14in. H x 27in. L

64 lb. Unit Weight

**GREY WOLF™**  
Attachments

Retail: \$299  
**QTY 1: \$229.00**  
**QTY 4: \$222.13**

*made in the*  
**USA**  
with US and imported components



### 1061 Skid Steer 2in. Receiver Hitch Plate

- Made of heavy-duty 5/16in. thick steel
- Easily mounts to skid steer loaders that use the standard universal quick attachment
- CNC laser cut and formed
- Lateral and diagonal receiver stiffeners for added rigidity
- Accepts 2in. trailer receiver hitch (not included)
- Moves trailers or other towable implements using a 2in. trailer hitch and the power of a skid steer

3,500 lb. Max Lift Capacity

49in. W x 19in. H x 9in. L

125 lb. Unit Weight

**GREY WOLF™**  
Attachments

Retail: \$159  
**SPECIAL: \$129**

*made in the*  
**USA**  
with US and imported components



### 1060 Mini Skid Steer 2in. Receiver Hitch Plate

- Made of heavy-duty 1/4in. thick steel with black powder coat finish
- Easily mounts to mini skid steer loaders that use the standard universal quick attachment
- CNC laser cut and formed
- Lateral and diagonal receiver stiffeners for added rigidity
- Accepts 2in. trailer receiver hitch (not included)
- Used for moving trailers

1/4in. Heavy-Duty Construction

24.25in. W x 10.25in. H x 9.75in. L

36 lb. Unit Weight

**K&M**  
Manufacturing

Retail: \$89.00  
**QTY 1: \$67.00**  
**QTY 4: \$64.75**

*made in the*  
**USA**  
with US and imported components



### 1063 Universal Mini Skid Steer Loader Plate

- Made of heavy-duty 1/4in. thick steel
- Easily mounts to mini skid steer loaders that use the standard universal quick attachment
- Unfinished plate
- Weld to existing attachment
- Use to make your own attachment or to make your old attachments fit your new mini skid steer

1/4in. Heavy-Duty Construction

24in. W x 10.25in. H

Unfinished Plate

**K&M**  
Manufacturing

Retail: \$159  
**QTY 1: \$124.00**  
**QTY 4: \$115.67**

*made in the*  
**USA**  
with US and imported components



### 1050 Universal Skid Steer Plate | w/Cutout

- Made of heavy-duty 5/16in. thick steel
- Unfinished plate with cut-out
- Easily mounts to skid steer loaders that use the standard universal quick attachment
- Weld to existing attachment

48in. W x 18in. H (From Lower to Top Edge)

**K&M**  
Manufacturing

Retail: \$159  
**QTY 1: \$124.00**  
**QTY 4: \$115.67**

*made in the*  
**USA**  
with US and imported components



### 1052 Universal Skid Steer Plate | Solid

- Made of heavy-duty 5/16in. thick steel
- Unfinished plate
- Easily mounts to skid steer loaders that use the standard universal quick attachment
- Weld to existing attachment

48in. W x 18in. H (From Lower to Top Edge)

**K&M**  
Manufacturing

**A CONVENIENT WAY TO  
DISPLAY SKID STEER PLATES  
IN THE STORE!**



**FREE when you order 5  
skid steer plates!**

### 1053 Universal Skid Steer Plate Display

- Holds 5 Quick-Attach skid steer plates (#1050 & #1052)

CONSTRUCTION

SKID STEER ATTACHMENTS





## Dump Trailer Power Unit

- Reliable Honda engine w/recoil start
- Integrated heat shield
- Integrated Flow Limiter included for safety while lowering trailer unit



**NEW**  
**ARRIVALS**

**HOT BUYS**

ITEM#	Engine	PSI	GPM	Tank	Retail	DEALER	Qty 1
HBHD160GX	Honda GX160	3,000	2	2 Gallons	\$3,100	\$2,325	\$2,255



## Dump Trailer Power Units

- Operates a single or double-acting cylinder
- Power-up, gravity down hydraulic circuit (47370), or power up/power down circuit (47420)
- Load holds on both A and B ports on double-acting unit (47420)
- Rapid lifting/raise function
- Designed for dump trailer applications, whether it be for OEM or replacement applications



53462/53464/47370



53460/53461/47420

ITEM #	Cylinder	GPM	Max PSI	Max RPM	Inlet;Outlet Port	Capacity	Retail	Qty 1	Qty 4
53462	Single-Acting	1.5	2,900	3,000	Tube; 9/16-18in.	3.2 Gal	\$499.99	\$399.99	\$387.99
53464	Single-Acting	1.5	2,600	3,000	Tube; 9/16-18in.	5.3 Gal	\$529.99	\$423.99	\$411.27
53460	Double-Acting	1.5	3,190	3,000	Tube; 9/16-18in.	1.1 Gal	\$569.99	\$455.99	\$442.31
53461	Double-Acting	1.5	3,190	3,000	Tube; 9/16-18in.	2.1 Gal	\$619.99	\$495.99	\$481.11

ITEM #	Cylinder	GPM	Max PSI	Max RPM	Inlet;Outlet Port	Capacity	Retail	Qty 1	Qty 4
47370	Single-Acting	1.5	2,900	3,000	Tube; 9/16-18in. SAE O-Ring	2.64 Gal	\$549.99	\$439.99	\$426.79
47420	Double-Acting	1.5	2,900	3,000	Tube; 9/16-18in. SAE O-Ring	1.59 Gal	\$619.99	\$495.99	\$481.11



## Hydra Buddy Hydraulic Power Packs

- Portable power to run power conveyors, augers, lifts, hydraulic motors and other implements
- Save money on fuel costs as well as hours and maintenance running your tractor
- One-way detent, one-way spring return valve
- 1/2in. stainless steel inlet and outlet ports for quick disconnect
- Haldex single stage pump delivers constant flow and pressure without spikes
- Easy to transport with compact design and heavy-duty handlebars (optional wheel kits also available)
- Hydraulic fluid continually lubricates the system with no grease needed
- **Not intended to be plumbed into a closed center hydraulic system**



HBH16GX



HBHXL16GX

ITEM#	Engine	Pump	PSI	Tank	Retail	Qty 1	Qty 2
HBH16GX	Honda GX160	7.0 GPM	900	5.6 Gal	\$1,699	\$1,274	\$1,236
HBHXL16GX	Honda GX270	7.0 GPM	1,500	10.3 Gal	\$1,999	\$1,399	\$1,357

## Hydra Buddy Wheel Kits

ITEM#	Wheel Kit Fits	Retail	Qty 1	Qty 2
HBHW16	HBH13GC, HBH16GX	\$153	\$128	\$124

ITEM#	Wheel Kit Fits	Retail	Qty 1	Qty 2
HBHXLW16	HBHXL16GX	\$170	\$128	\$124

## Skid Mount Hydraulic Power Systems

- Power to run power conveyors, augers, lifts, hydraulic motors and other implements
- Four-directional control valve lever
- Sight gauge for volume and temperature
- Filter indication gauge
- **Not intended to be plumbed into a closed center hydraulic system**



ITEM#	Engine	Pump	PSI	Tank	Retail	Qty 1	Qty 2
HBHS300GX	Honda GX390	5.0 GPM	3,000	9.7 Gal	\$4,009	\$2,806	\$2,722
HBHS300GXE	Honda GX390 with Electric Start	5.0 GPM	3,000	9.7 Gal	\$4,379	\$3,065	\$2,973
HBHS310GX	Honda GX390	7.0 GPM	2,000	9.7 Gal	\$3,929	\$2,750	\$2,668
HBHS310GXE	Honda GX390 with Electric Start	7.0 GPM	2,000	9.7 Gal	\$4,379	\$3,065	\$2,973
HBHS600GXE	Honda GX630 with Electric Start	9.0 GPM	3,000	19.2 Gal	\$6,589	\$4,612	\$4,474
HBHS610GXE	Honda GX630 with Electric Start	12.0 GPM	2,250	19.2 Gal	\$6,589	\$4,612	\$4,474
HBHS620GXE	Honda GX630 with Electric Start	14.0 GPM	2,000	19.2 Gal	\$6,589	\$4,612	\$4,474

## Hydraulic Power System Accessories Fits Skid Units



ITEM#	Description	Fits	Retail	DEALER
1158287.FOR	Skid Mount Valve Kit	HBHS620GXE	\$571.88	\$400.11
1158288.FOR	Skid Mount Valve Kit	HBHS610GXE	\$381.05	\$304.84
1158289.FOR	Skid Mount Valve Kit	HBHS600GXE	\$381.05	\$304.84
1158290.FOR	Skid Mount Valve Kit	HBHS310GXE	\$381.05	\$304.84
1158292.FOR	Skid Mount Valve Kit	HBHS300GXE	\$381.05	\$304.84

ITEM#	Description	Fits	Retail	DEALER
1158293.FOR	Hydraulic Cooler Kit	HBHS600GXE, HBHS610GXE, HBHS620GXE	\$1,043.00	\$782.00
1158284.FOR	Quick Disconnect Coupler Kit	HBHS300GX	\$120.00	\$100.00
1158285.FOR	Quick Disconnect Coupler Kit	HBHS600GXE, HBHS610GXE, HBHS620GXE	\$119.24	\$93.57
1158286.FOR	Loop Hose Kit	HBHS600GXE, HBHS610GXE, HBHS620GXE	\$69.50	\$52.25

## Remote Hydraulic Power Systems

- Portable power to run power conveyors, augers, lifts, hydraulic motors and other implements
- Four-directional control valve lever
- Sight gauge for volume and temperature
- Filter indication gauge
- Convenient handles for portable, mobile use
- **Not intended to be plumbed into a closed center hydraulic system**



## Hydraulic Power System Accessories Fits Remote Units

ITEM#	Description	Fits	Retail	DEALER
RPSQD-KIT	Quick-Attach Kit	HBHR280GX, HBHR350GX	\$77	\$61

ITEM#	Engine	Pump	PSI	Tank	Retail	Qty 1	Qty 2
HBHR280GX	Honda GX270	5.5 GPM	2,000	8 Gal	\$3,889	\$2,722	\$2,641
HBHR280GXE	Honda GX270 with Electric Start	5.5 GPM	2,000	8 Gal	\$4,360	\$3,052	\$2,960
HBHR350GX	Honda GX390	7.0 GPM	2,000	15 Gal	\$4,249	\$2,975	\$2,885
HBHR350GXE	Honda GX390 with Electric Start	7.0 GPM	2,000	15 Gal	\$4,429	\$3,100	\$3,007



## Medium Duty Air Compressors

- Hardworking air compressors that are designed for demanding job site performances that contractors require
- Engineered low maintenance
- Quick to pressurize tanks
- Choose the ideal compressor for your needs



DXCMTA1980854.SAN



CT5590856.SAN



DXCMTA1980854.SAN



CTA5590856.SAN

POWERED by HONDA



DXCMTA5590856.SAN

POWERED by HONDA



DXCMTA5090412.SAN

POWERED by HONDA



CTA5590412.SAN



ITEM#	Brand	Power	Tank	Max PSI	CFM @ 90 PSI	Retail	DEALER	Qty 1	Qty 4
CTA5590412.SAN	Industrial Air	Honda GX160	Two 2 Gal	155	5.0	\$1,049	\$787	\$763	\$717

ITEM#	Brand	Power	Tank	Max PSI	CFM @ 90 PSI	Retail	Qty 1	Qty 4
DXCMTA1980854.SAN	DeWalt	120/240V	Two 4 Gal	155	5.7	\$1,119	\$839	\$814
CTA5590856.SAN	Industrial Air	Honda GX160	Two 4 Gal	155	9.9	\$1,289	\$967	\$938
DXCMTB5590856.SAN	DeWalt	Honda GX160	8 Gal	150	9.9	\$1,389	\$1,042	\$1,010
DXCMTA5590412.SAN	DeWalt	Honda GX160	Two 2 Gal	155	5.0	\$1,069	\$802	\$778



Retail: \$2,549  
Qty 1: \$1,912  
Qty 4: \$1,854



## CTA9090980.ES.SAN Heavy-Duty Air Compressor

- Super hi-flo 3- cylinder, single stage, cast iron pump
- H4X remote air hub included with easy on/off docking station
- Equipped with 1/2in. unregulated high pressure port compatible with H4X Remote Air Hub system
- Air throttle cylinder
- Automotive style air cleaner
- Oil level sight glass
- Easily accessible oil fill and drain

Honda GX270, 270cc Engine with Electric Start  
9 Gallon (Two 4.5 Gallon Wheelbarrow Tanks)  
155 Max PSI  
18.1 CFM @ 90 PSI



Retail: \$3,349  
Qty 1: \$2,349  
Qty 4: \$2,279



## IH1393075.SAN Heavy-Duty Air Compressor

- Uniquely designed metal belt guard improves compressor pump cooling by as much as 60° F over other belt guard designs
- Equipped with 1/2in. unregulated high pressure port compatible with H4X Remote Air Hub system
- Automatic unloader valve releases compressed air when the tank is at full capacity
- Truck mountable horizontal air receiver provides more air for longer run times on air tools
- ASME certified

Honda GX390, 389cc Engine  
30 Gallon Tank  
175 Max PSI  
24 CFM @ 90 PSI







POWERED by  
**HONDA**

## Portable Air Compressors

- Versatile portable air compressors for a variety of jobs
- Full FC35 Grade cast iron pump
- Low Vibration Technology (LVT) features a dynamically balanced pump for smooth operation and long life
- Floating-type Swedish steel valves deliver much longer valve life
- 100% duty cycle
- Oversized, heavy cast iron flywheel for cooler operation
- Low oil shutdown



459382



459392



459212



ITEM#	Engine	Start	Pump Stage	Tank	Air Outlet	Max PSI	CFM @ 90 PSI	Retail	Qty 1	Qty 4
459382	Honda GX390	Electric & Recoil	2	30 Gal	3/4in. NPT	175	24.4	\$2,999.99	\$2,399.99	\$2,327.99

ITEM#	Engine	Start	Pump Stage	Tank	Air Outlet	Max PSI	CFM @ 90 PSI	Retail	Qty 1
459392	Honda GX160	Recoil	1	20 Gal	1/4in. NPT	130	13.7	\$1,599.00	\$1,279.99
459212	Honda GX160	Recoil	1	8 Gal Twin	1/4in. NPT	130	13.7	\$1,399.00	\$1,200.00



## 53009

### Electric Air Compressor

- Oil-free dual piston pump for cleaner air and maintenance-free operation
- Two large 2-in. pressure gauges to easily monitor air in tank and at outlet
- Two 1/4-in. quick connectors allow user to operate 2 tools at the same time
- 70% duty cycle
- 7-in. flat-free tires and handle provide stable and easy transport

115V, 1.5 HP, 12 Amp Electric Motor

8 Gallon Tank

125 Working PSI

4 CFM at 90 PSI; 5.4 CFM at 40 PSI



Retail: \$479.99  
Qty 1: \$383.99  
Qty 4: \$372.47



# POWERHORSE

## Inverter Generators

- Engine Smart Control and variable engine speed use only the required engine power, helping to reduce fuel consumption
- Quiet operation
- Eco throttle
- Safe for sensitive electronics



6075628



6075679



6075644



6075661

## HOT BUYS

ITEM #	Engine	Fuel Type	Surge Watts	Rated Watts	Start	Noise Level (1/4 Load)	Retail	DEALER	Qty 1	Qty 4
6075628	80cc, OHV	Gas	2,500	1,800	Recoil	62 dB	\$550	\$412.50	\$400.00	\$376.00
6075679	224cc, OHV	Gas / LP	5,000 Gas / 4,500 LP	4,000 Gas / 3,600 LP	Electric w/recoil Backup	62 dB	\$999	\$749.99	\$727.00	\$684.00

ITEM #	Engine	Fuel Type	Surge Watts	Rated Watts	Start	Noise Level (1/4 Load)	Retail	Qty 1	Qty 4
6075644	298cc, OHV	Gas / LP	8,000 Gas / 7,200 LP	6,000 Gas / 5,400 LP	Electric w/recoil Backup	62 dB	\$1,399.99	\$1,049.99	\$1,018.49
6075661	457cc, OHV	Gas / LP	10,500 Gas / 9,450 LP	8,300 Gas / 7,500 LP	Electric w/recoil Backup	62 dB	\$1,999.99	\$1,499.99	\$1,454.99



## Open Frame Generators

### Dual Fuel & Tri Fuel

- Engine Smart Control and variable engine speed uses only the required engine power, helping to reduce fuel consumption
- Quiet operation
- Safe for sensitive electronics



6075716



6075652



6075687



6075695

ITEM #	Engine	Fuel Type	Surge Watts	Rated Watts	Start	Run Time (1/2 Load)	Retail	Qty 1	Qty 4
6075716	212cc, OHV	Gas / LP	4,500 Gas / 4,000 LP	3,600 Gas / 3,200 LP	Electric w/recoil backup	10.6 hrs.	\$499.99	<b>\$374.99</b>	<b>\$363.74</b>
6075652	420cc, OHV	Gas / LP	9,500 Gas / 8,500 LP	7,500 Gas / 6,750 LP	Electric w/recoil backup	10 hrs.	\$799.99	<b>\$599.99</b>	<b>\$581.99</b>
6075695	457cc, OHV	Gas / Nat. Gas / LP	12,500 Gas / 9,375 Nat. Gas / 11,250 LP	9,500 Gas / 7,125 Nat. Gas / 8,550 LP	Electric w/recoil backup	9 hrs.	\$1,099.99	<b>\$824.99</b>	<b>\$800.24</b>
6075687	713cc, OHV	Gas / LP	15,000 Gas / 13,500 LP	12,000 Gas / 10,800 LP	Electric w/recoil backup	10 hrs.	\$2,199.99	<b>\$1,649.99</b>	<b>\$1,600.49</b>



POWERHORSE

Retail: \$699.99  
Qty 1: \$525.00**115178****Gas Powered Cold Pressure Washer**

- Powerful OHV engine delivers dependable performance
- Direct drive triplex pump with stainless steel ceramic coated plungers for durability
- Thermal protection and low oil shutdown
- Includes 4 quick-connect nozzles (15°, 25°, 40°, and soap), 3/8in. x 35ft. hose, lance and gun

274cc OHV Engine w/Triplex Pump

3,800 PSI

3.6 GPM

140° Max. Temp

Convenient Onboard Soap Tank



POWERHORSE

Retail: \$999.99  
Qty 1: \$750.00  
Qty 4: \$727.00**115179****Gas Powered Cold Pressure Washer**

- Powerful OHV engine delivers dependable performance
- Direct drive triplex pump with stainless steel ceramic coated plungers for durability
- Thermal protection and low oil shutdown
- Includes 4 quick-connect nozzles (15°, 25°, 40°, and soap), 3/8in. x 35ft. hose, lance and gun

420cc OHV Engine w/Triplex Pump

4,400 PSI

4.2 GPM

140° Max. Temp

Convenient Onboard Soap Tank



POWERHORSE

Retail: \$239.99  
Qty 1: \$179.99  
Qty 4: \$174.59**106167****Electric Cold Pressure Washer**

- Onboard soap tank requires less filling for fewer interruptions
- 8in. Flat-free tires for easy portability
- Onboard storage keeps spray gun, lance and nozzles organized and easy to access
- Includes 25ft. kink-resistant, high pressure hose, 35ft. power cord with GFCI plug, and spray gun with steel lance
- Includes 4 quick-connect nozzles

Universal Motor w/Axial Cam PUMP

2,000 PSI

1.2 GPM

104° Max. Temp

.59 Gallon Soap Tank



**NEW**  
ARRIVALS

Retail: \$849.99  
Qty 1: \$764.99

POWERED by  
**HONDA**



**157119**  
Pressure Washer Kit

- Included mounting plate allows for stable, convenient mounting to trailers, work trucks, existing pressure washer carts and more
- CAT direct drive triplex pump with forged brass manifold and ceramic plungers offers outstanding durability
- Easy Start provides smoother, easier recoil pulling
- Sight glass allows quick, convenient pump oil checks
- Includes 50ft. gray nonmarking high-pressure hose, 3ft. lance, downstream detergent injector, 4 quick-couple professional nozzles (15°, 25°, 40° and detergent) and 12-ga. Grade 50 steel mounting platform

Honda GX200 Engine

CAT 4DNX Pump

3,300 PSI

2.5 GPM



**1571102**  
Electric Cold Pressure Washer

- High-efficiency, premium-grade motor with a dynamically balanced rotor ensures low vibration and quiet operation
- 10in. Flat-free tires for easy portability
- Built-in storage for high-pressure hose, gun and lance and nozzles
- Includes rear entry spray gun and lance with 18-1/2in. wand, and 25ft. Uberflex® nonmarking hose
- Includes 4 quick-connect nozzles (15°, 25°, 40°, and chemical)

2 HP, 20 Amp Motor w/CAT 4DX Triplex Pump

2,000 PSI

140° Max. Temp

Retail: \$1,399.99  
Qty 1: \$1,120.00  
Qty 4: \$1,086.40



**PRESSURE WASHERS**

**COLD WATER**



**1571103**  
Electric Cold Pressure Washer

- High-efficiency, premium-grade motor with a dynamically balanced rotor ensures low vibration and quiet operation
- 10in. Flat-free tires for easy portability
- Built-in storage for high-pressure hose, gun and lance and nozzles
- Includes rear entry spray gun and lance with 18-1/2in. wand, and 25ft. Uberflex® nonmarking hose
- Includes 4 quick-connect nozzles (15°, 25°, 40°, and chemical)

5 HP, 30 Amp Motor w/CAT 4DX Triplex Pump

3,000 PSI

140° Max. Temp

Retail: \$1,549.99  
Qty 1: \$1,240.00  
Qty 4: \$1,202.80







## Cold Water Pressure Washers

### Gas Powered

- Great for cleaning heavy-duty machinery, driveways, parking lots, patios, buildings, and more
- 10in. flat free tires for easy portability (15in. tires on 1571343)
- Oil drain cutouts for quick oil changes
- Easy start prevents pressure buildup for smoother, easier recoil pulling
- Max temp 140°
- Rear entry spray gun with lance
- Includes 50ft. heavy-duty nonmarking hose and 4 quick-connect nozzles (15°, 25°, 40° and chemical)



157123



1571243



157127



157133



1571343



ITEM #	Engine	Pump	Pressure	Flow	Frame	Retail	Qty 1
157123	Honda GX200	CAT 4DNX	3,300 PSI	2.5 GPM	1-3/8in. Steel	\$999.00	\$869.00

ITEM #	Engine	Pump	Pressure	Flow	Frame	Retail	Qty 1	Qty 4
1571243	NorthStar e300	CAT 4SPX	3,600 PSI	3 GPM	1-3/8in. Steel	\$1,299.99	\$1,040.00	\$1,008.80
157133	Honda GX390	CAT 67DX Triplex	4,200 PSI	3.5 GPM	1-1/4in. Aluminum	\$1,679.99	\$1,343.99	\$1,303.67
157127	Honda GX390	CAT Triplex	4,200 PSI	3.5 GPM	1-3/8in. Steel	\$1,799.99	\$1,439.99	\$1,396.79
1571343	NorthStar e420	Comet RW Triplex Plunger	4,000 PSI	5 GPM	1-3/8in. Steel	\$2,199.99	\$1,760.00	\$1,707.20





1574212

### Electric Hot Water Pressure Washer

- 250-degree wet steam delivers high heat, high impact, and high-flow to blast and melt away dirt and grime
- Total start/stop technology automatically turns on the pressure washer when the trigger is pulled and shuts it off when released for greater efficiency and convenience
- Convenient, built-in storage for high-pressure hose, spray gun, nozzles, and cordset
- Compact industrial 4-wheel cart with vibration isolation and 15-in. pneumatic tires
- Built-in chemical injector allows you to apply chemicals quickly and easily with the change of a nozzle
- CAT 4DNX direct drive triplex plunger pump offers efficiency and durability and features thermal protection to prevent overheating and cooler operation



ITEM #	Motor	Pump	Pressure	Flow	Max Temp	Retail	Qty 1	Qty 4
1574212	5 HP, 230V, 30 Amps	CAT 4DNX	2,750 PSI	2.5 GPM	140°	\$3,999.99	\$3,199.99	\$3,103.99



POWERED by  
**HONDA**

### Hot Water Pressure Washers Gas Powered


- Innovative digital thermostat provides far superior temperature regulation compared to other brands
- Downdraft burner with seamless coil provides consistent heat and up to 35% increased fuel efficiency
- CAT 66DX pump
- Electronic Fuel Injection technology virtually eliminates inconsistent starting, uses less fuel, and provides more power than a comparable carbureted engine (1571153)



ITEM #	Engine	Pressure	Flow	Spray Gun	Max Temp	Retail	Qty 1	Qty 4
157310	Honda GX390	3,000 PSI	4.0 GPM	Industrial Rear Entry	250°	\$5,299.99	\$4,239.99	\$4,112.79


**115177**
**Gas Hot Water Pressure Washer**

- Hot water cleans oil, grease, and grime 2X faster than cold water
- Propane-powered burner heats water up to 150 degrees in minutes for maximum cleaning power (propane tank not included)
- Lightweight and easy-to-handle design and a simple connection to propane tank to power the burner
- Durable triplex plunger pump, thermal protection, and low oil shutdown ensure long-lasting performance
- Adjustable pressure to suit every job
- Pneumatic tires for easy portability
- Includes four quick-connect nozzles (15, 25, 40-degree, and soap), LP regulator, 30-ft. x 5/16-in. reinforced braided hose and lance and spray gun
- Requires two D-size 1.5V battery (not included)
- Patent-pending technology


**HOT BUYS**

ITEM #	Engine	Pump	Pressure	Flow	Max Temp	Retail	DEALER	Qty 1	Qty 4
115177	212CC OHV	CAT 66DX	3,600 PSI	2.6GPM	150°	\$1,300	<b>\$871</b>	<b>\$845</b>	<b>\$794</b>


**157495**
**Electric Hot Water Pressure Washer Add-On Unit**

- Upgrades a cold water pressure washer into a hot water/steam pressure washer
- For pressure washers from 2-4 GPM and 4000 PSI max
- Diesel burner heats water up to 250 degrees
- Diesel burner has 1/2-in. Schedule 80 heating coil, temperature control, and 4-gallon fuel tank
- 5ft. quick-couple hose connects to pressure washer pump
- 36ft. GFCI cord plugs into standard 115V, 15 Amp outlet

Retail: \$2,499.99  
**Qty 1: \$1,999.99**  
**Qty 4: \$1,939.99**



5 HP, 30 Amp Motor w/CAT 4DX Triplex Pump

Extended Run 4-Gallon Fuel Tank

10-Ga. Steel Tube Frame w/Handles





## Hot Water Trailer Pressure Washer Gas Powered

- Honda GX630 V-Twin engine
- 200-gallon water tank
- Adjustable pressure
- 100ft. nonmarking hose
- 2 hose reels: first reel fits up to 100ft. 3/4in. garden hose (not included); second reel includes 100ft., 3/8in. gray nonmarking high-pressure hose
- Pressure switch burner control
- 3500-lb. capacity trailer has lights, torsion axle suspension, fenders and jack with caster
- Easy Start stops pressure build-up during start-up
- Sight glass lets you quickly check pump oil
- Contact with water or oil will not damage insulation; upon drying the insulation regains its original shape

**200  
GALLON  
TANK**

POWERED by  
**HONDA**



ITEM #	Engine	Pump	Pressure	Flow	Max Temp	Retail	Qty 1
157595	Honda GX630	CAT 66DX	4,000 PSI	4.0GPM	210°	\$10,999.99	<b>\$8,799.99</b>



## Hot Water Trailer Pressure Washer Gas Powered

- NorthStar e740 739cc EFI engine verified commercial grade by an independent powertrain authority
- 7 GPM/4,000 PSI from 1 gun or 3.5 GPM/4,000 PSI from both guns
- Contact with water or oil will not damage insulation; upon drying, the insulation regains its original shape
- 525-gal. tank capacity
- Adjustable temperature
- Trailer has lights and brakes on both axles
- Easy start stops pressure build-up during start-up
- Sight glass lets you quickly check pump oil
- Jack and aluminum truck storage box
- 2 high-pressure hose reels
- 12V DC automotive or marine battery not included

**525  
GALLON  
TANK**

Powered by  
**NORTH  
STAR**  
Proven Performance



ITEM #	Engine	Pump	Pressure	Flow	Max Temp	Retail	Qty 1
1575973	NorthStar e740 w/Electronic Fuel Injection	NorthStar	4,000 PSI	7.0 GPM	200°	\$16,999.99	<b>\$13,600.00</b>



POWERHORSE

Retail: \$264.99  
Qty 1: \$198.74  
Qty 4: \$192.78

**47892****Pressure Washer Surface Cleaner**

- Easily connects to a pressure washer for powerful cleaning
- Durable stainless steel construction
- Variable rotary swivel bar with two spray nozzles
- Use 49433 for cleaning concrete driveways, patios, pool decks, and more.
- Use 47892 for cleaning greasy factory floors, gas stations, parking lots, garages, and more.
- *Requires pressure washer, not included*

870 Min/3,500 PSI

2.5 Min/5.0 GPM

150° Max. Temp

16in. Dia. Path

680 - 710 BPM

JGB<sup>®</sup>  
enterprises inc.**Pressure Washer Hoses**

- Eaglewash I hose for use on pressure washer machines with up to 4000 PSI working pressure
- For temperatures 14° to 310° F
- Synthetic rubber tube, resistant against cold and hot water with usual cleaning agents
- Abrasion and ozone resistant synthetic rubber cover, wrapped or smooth
- 3/8in. x 50ft. hose CPLD MP X MPX



ITEM#	Color	Retail	Qty 1	Qty 4
168-0066-4000I.JGB	Blue	\$89.99	\$62.99	\$61.10
168-0067-4000I.JGB	Grey	\$89.99	\$62.99	\$61.10
168-6006-3000I.JGB	Black	\$89.99	\$62.99	\$61.10

POWERHORSE

**Pressure Washer Accessories**  
Fits Powerhorse Units

ITEM#	Description	Retail	Qty 1	Qty 4
42662	Nonmarking Hose - 3100 PSI, 50ft. x 1/4in.	\$69.99	\$57.11	\$55.39

NORTH  
STAR<sup>®</sup>  
Proven Performance

Retail: \$999.99  
**SPECIAL: \$750.00**

**49430****Pressure Washer Surface Cleaner**

- Heavy-duty stainless steel construction
- 2.5in. carbon steel nonmarking casters
- 3-nozzle rotary arm
- Includes spray gun with compensating design to reduce fatigue
- High-pressure gun inlet filter reduces debris
- Clean concrete driveways, patios, pool decks, parking lots, and more
- *Requires pressure washer, not included*

2,500 Min/4,000 PSI

3.0 Min/8.0 GPM

185° Max. Temp

22in. Dia. Path

NORTH  
STAR<sup>®</sup>  
Proven Performance

43247



55778

SCAN HERE  
for NS Pressure  
Washer Accessories**Pressure Washer Accessories**  
Fits NorthStar Units

ITEM#	Description	Retail	Qty 1	Qty 4
43247	Rotating Turbo Nozzle - 4.0 Orifice, 3000-5100 PSI	\$134.99	\$101.25	\$101.25
55778	Pro-Grade Telescoping Wand - 4000 PSI, 10.5 GPM, 6-24ft.	\$279.99	\$210.00	\$203.70



## KAM14

### Attic Master Spot Cooler

- 13,700 BTU cooling capacity delivers powerful spot cooling
- High static airflow design moves cooled air up to 90 ft. through 6-in. insulated duct without condensation buildup
- Compact footprint allows placement in tight spaces and easy maneuverability through standard doorways
- Includes 30 ft. of Kwikool® non-condensating duct for immediate setup that is extendable up to 90 ft. for greater reach
- Standard 115V/15A plug and 50-ft. cord offers plug-and-play convenience on a dedicated circuit
- 3.5-gallon internal condensate tank with auto shut-off float switch
- Heavy-duty galvanized steel frame with scratch-resistant epoxy finish
- Locking casters and ergonomic handle
- Three fan speeds, automatic restart, and overflow protection
- Ideal for attics, crawlspaces, warehouses, server rooms, and workstations where traditional AC is not practical

## NEW ARRIVALS

Retail: \$5,995  
SPECIAL: \$4,122



### Attic Master Accessories

Fits KAM14

ITEM#	Description	Retail	Qty 1
KK-DUCTAM6EXT	6in. x 30ft. Duct Extension	\$775	\$533



## NEW ARRIVALS

### KPAC II Series

#### Portable Air Conditioners

- Large cooling capacity provides effective spot cooling
- Runs on a standard 115V/15A circuit for quick, plug-and-play setup without special wiring
- Compact footprint fits easily into tight spaces
- Delivers a 20°F temperature drop across the coil, ideal for high-heat zones
- Operates within a wide ambient temperature range of 70°F-110°F
- Microprocessor control panel with LCD display and easy-touch pads
- Internal condensate tank with float shut-off prevents overflow and is easy to empty
- Heavy-duty compressor with automatic restart and short cycle protection
- Mounted on heavy-duty locking casters for smooth transport
- Fully insulated galvanized steel cabinet with E-Z Clean™ HammerCoat™ finish
- Rifle tube coils enhance heat transfer efficiency for faster cooling



KPAC1411-2

KPAC2421-2

ITEM #	BTUs	Circuit	Condensate Tank	Retail	SPECIAL
KPAC1411-2	13,700	115V / 15 Amp	2.5 Gal.	\$4,125	\$2,836
KPAC1811-2	16,800	115V / 20 Amp	2.5 Gal.	\$4,850	\$3,335
KPAC2421-2	22,900	230V / 20 Amp	3.5 Gal.	\$5,695	\$3,916

### KPAC II Series Accessories

ITEM#	Description	Retail	Qty 1
DCR-12	12in. Flange - Fits KPAC1411, KPAC1811	\$75	\$52
DCR-14	14in. Flange - Fits KPAC2421	\$75	\$52
CK-12S	Ceiling Kit - Fits KPAC1411, KPAC1811	\$375	\$258
CK-24S	Ceiling Kit - Fits KPAC2421	\$395	\$272



DCR-12

DCR-14

CK-12S/CK-24S



## KPO Indoor/Outdoor Series

### Gas Powered

- Both cooling and heating functions deliver reliable year-round climate control
- Compact 32-in. wide design fits through standard 36-in. doors for easy access in tight jobsite spaces
- Indoor/outdoor placement flexibility allows you to duct air in or out of buildings
- High static Hyperdrive evaporator fans deliver air in hard-to-reach spaces
- Heavy-duty 16-gauge galvanized steel cabinet w Automatic restart and short cycle protection ith epoxy powder coating
- Mounted on a 12-gauge steel skid base with forklift slots and removable locking casters for mobility
- Automatic restart and short cycle protection
- Built-in freeze protection with hot gas bypass and fan cycling safeguards internal components
- Moisture indicator sight glass and filter dryer maintain refrigerant



KPO12



KPO5

**NEW**  
**ARRIVALS**



ITEM #	BTUs	Circuit	Air / Exhaust Reach	Heat	Retail	SPECIAL
KPO12-23	135,000 / 12-Ton	230V, Single Phase	Cool Air up to 75ft.; Exhaust up to 100ft.	No	\$36,595	\$25,160
KPO12-23H	135,000 / 12-Ton	230V, 3-Phase	Conditioned Air up to 75ft.; Exhaust up to 100ft.	Yes	\$39,995	\$27,497
KPO12-43	135,000 / 12-Ton	460V, 3-Phase	Cool Air up to 75ft.; Hot Air up to 100ft.	No	\$36,595	\$25,160
KPO12-43H	135,000 / 12-Ton	460V, 3-Phase	Cool or Warm Air up to 75ft.; Exhaust up to 100ft.	Yes	\$39,995	\$27,497
KPO5-21	60,000 / 5-Ton	230V, Single Phase	Cool Air up to 75ft.; Exhaust Heat up to 65ft.	No	\$20,595	\$14,160
KPO5-43	60,000 / 5-Ton	460V, 3-Phase	Cool Air up to 100ft.; Exhaust up to 65ft.	No	\$20,595	\$14,160
KPO5-21H	60,000 / 5-Ton	230V, Single Phase	Conditioned Air up to 100ft.; Exhaust Heat up to 65ft.	Yes	\$22,995	\$15,810
KPO5-43H	60,000 / 5-Ton	460V, 3-Phase	Conditioned Air up to 100ft.; Exhaust Heat up to 65ft.	Yes	\$22,995	\$15,810

### KPO Series Accessories

ITEM#	Description	Retail	Qty 1
KK-DUCT12Y-25	25ft. of 12in. Outdoor Duct; 2 per 5-Ton Unit Required	\$395	\$272
KK-CAMLCK23024	25ft. of 2/4 Cable, Fits 230V Units	\$1,725	\$1,186
KK-CAMLCK 48064	25ft. of 6/4 Cable. Connects KPO Unit & its 230V or 460V Power Source	\$847	\$583



KK-DUCT12Y-25



KK-CAMLCK23024/48064





**NEW**  
**ARRIVALS**

## Premier® Portable Heaters

### Dual Fuel Hidden Flame Heaters

- Great for applications for the temporary heating of worksites and buildings under construction, alteration, or repair
- Use in construction applications where an enclosed flame is important, and low noise is necessary to improve communication
- Versatile indoor and outdoor placement of heater
- High volume of air output for maximum heat distribution
- Direct-fired = 99.97% fuel efficiency
- Dual fuel models switch from LP to NG with the turn of a ball valve - no changeover kit needed
- Tri-shield finish provides superior protection against abrasion and corrosion
- 12in. duct diameter; 12ft max duct length
- Easy to transport and fits through standard door frames
- Remote start thermostat standard
- CSA US and Canada certified



GWG311058



GWG311059

ITEM #	Model	Power	BTUs	CFM	Fuel Type	Retail	SPECIAL
GWG311058	80 DF 2.0	1/8 HP Motor; 5.0/1.5 Amps; 120V/60hz/1Phase	80,000	450	LP, NG	\$2,182	<b>\$1,385</b>
GWG311059	170 DF 2.0	1/3 HP Motor; 7.3/5.0 Amps; 120V/60hz/1Phase	170,000	1,200	LP, NG	\$3,055	<b>\$2,103</b>



## Journeyman® Portable Heaters

### Ductable Indirect-Fired Heaters

- Simplified units with less electronics to deal with
- Quiet with less than 70 dB operation
- Optimal portability with wheels and handle - fits through standard door frames
- Built to last with fully welded heat exchangers and powder-coated frame
- Quickly switch from NG to LP
- 12in. outlet duct diameter (two ducts); 16in. outlet duct diameter (one duct)



GWG311061



GWG311062

**NEW**  
**ARRIVALS**

ITEM #	Model	Power	BTUs	CFM	Fuel Type	Retail	SPECIAL
GWG311061	360 DF	1/2 HP Motor; 8 Amps; 120V/60hz/1Phase	360,000	2,000	LP, NG	\$8,232	<b>\$5,669</b>
GWG311062	360 Oil	1/2 HP Motor; 8 Amps; 120V/60hz/1Phase	360,000	2,000	#1 or #2 Diesel	\$7,225	<b>\$4,975</b>



## Foreman® Portable Heaters

### Ductable Indirect-Fired Heaters

- Vented heater is ideal for providing dry, clean heat into insulated spaces, work area, and docks
- Use anywhere 100% clean air is needed
- Quiet burn with reliable, high CFM
- LINK™ capable standard - telematics-enabled for critical alerts, runtime, location
- Balanced handle & wheels for one person portability
- Easy to transport with top lifting bale fork lift pockets
- Ductable up to 100 feet
- Aids fuel efficiency with air recirculation option, vent mode (fan only), and remote thermostatic control option



GWG311063



GWG311064

**NEW**  
**ARRIVALS**

ITEM #	Model	Power	BTUs	CFM	Fuel Type	Retail	SPECIAL
GWG311063	230 DF	1/2 HP Motor; 32/9 Amps; 120V/60hz/1Phase	230,000	1,900	LP, NG	\$6,612	<b>\$4,553</b>
GWG311064	230 Oil	1/2 HP Motor; 32/9 Amps; 120V/60hz/1Phase	230,000	1,900	#1 or #2 Diesel	\$6,420	<b>\$4,421</b>


**NEW**  
**ARRIVALS**

### Workman® Portable Heaters

#### Convection

- No electricity required
- 99% direct-fired fuel efficiency improved by adjustable shut-off controls that also save fuel
- 360-degree heat distribution
- Built to last with cast iron burners and one-piece body
- Lightweight design at less than 35lbs.
- No assembly required



GWG311074

GWG311075

ITEM #	Model	Burner Type	BTUs	Ignition Type	Fuel Type	Retail	SPECIAL
GWG311074	225 Plus	Stainless Steel	45,000 - 225,000	Piezo	LP	\$255	\$176
GWG311075	100N Plus	Stainless Steel	100,000	Piezo Pilot	NG	\$316	\$218


**NEW**  
**ARRIVALS**

### Tradesman® Portable Heaters

#### Gas Forced Air

- Easy to operate with dependable 3-trial ignition system, and diagnostic lights on Ultra models
- 99% direct-fired fuel efficiency with variable output controls and thermostatic control on 170 and 400 models
- Axial fan forces heated air into a single direction 12 - 15 feet
- Heavy gauge combustion chamber and burner plate, and Tri-shield™ coated steel case
- Variable rate valve allows heater to be adjusted from low to high for maximum fuel efficiency



GWG311068



GWG311069



GWG311070

ITEM #	Model	Amps (Start/Cont.)	BTUs	CFM	Fuel Type	Retail	SPECIAL
GWG311068	170 Ultra	3.7 / 1.0	125,000 - 170,000	550	LP	\$617	\$425
GWG311069	170N Ultra	3.7 / 1.0	125,000 - 155,000	550	NG	\$732	\$504
GWG311070	400 Ultra DF	4.0 / 1.3	175,000 - 400,000	1,050	LP, NG	\$1,350	\$930


**NEW**  
**ARRIVALS**

### Tradesman® K Portable Heaters

#### Kerosene Forced Air

- Convenient fuel with onboard fuel tank and option to run on kerosene, diesel or fuel oil #1
- Easy to operate with onboard air diagnostic system, fuel & pressure gauges, and digital space temp display
- 99% direct-fired fuel efficiency boosted by onboard thermostat
- Thicker gauge combustion chamber and nosecone material to reduce potential of warping with extreme temperature shifts
- Dependable dual-prong electronic spark ignition
- Standard features include fuel and pump pressure gauges, on/off switch, and cord caddy



GWG311071



GWG311073



GWG311072

ITEM #	Model	Running Amps	BTUs	CFM	Fuel Type	Retail	SPECIAL
GWG311071	K75	1/8 HP Motor; 1.6 Running Amps	75,000	265	Kerosene*	\$449	\$310
GWG311072	K175	1/4 HP Motor; 3.2 Running Amps	175,000	600	Kerosene*	\$716	\$493
GWG311073	K210	1/3 HP Motor; 3.7 Running Amps	210,000	650	Kerosene*	\$855	\$589

\*Kerosene, #1 and #2 Diesel or #1 Fuel Oil



POWERED by  
**HONDA**

Retail: \$2,499.99  
Qty 1: \$1,999.99  
Qty 4: \$1,939.99



POWERED by  
**HONDA**

Retail: \$4,199.99  
Qty 1: \$3,780.00

**268177**

### 100-Gallon Skid Sprayer

- Designed for applying pesticides and other chemical sprays
- The tank features extra-thick walls that won't bulge or sag
- The tank is UV-stabilized to reduce fading and other sun damage
- Approved for use with Roundup® Agricultural brand herbicides and other herbicides, fertilizers and fungicides
- Not for use with any acid-type products
- Includes deluxe trigger spray gun with straight spray and fan pattern tips, and 8in. lance extension
- 150ft. x 3/8in. PVC hose on manual rewind hose reel



Honda GX 160 Engine

100 Gallon Capacity Tank

5 GPM

350 PSI

Deluxe Trigger Spray Gun

**268170**

### 200-Gallon Skid Sprayer

- Designed for applying pesticides and other chemical sprays
- The tank features extra-thick walls that won't bulge or sag
- The tank is UV-stabilized to reduce fading and other sun damage
- Features a dependable Comet diaphragm
- Panel-mount valves, gauge and regulator
- Includes deluxe trigger spray gun with straight spray and fan pattern tips, and 8in. lance extension
- Coxreel electric-rewind hose reel with 300ft. of 1/2in. chemical-resistant hose reel



Honda GX160 Engine

200 Gallon Capacity Tank

11 GPM

580 PSI

Lawn Spray Gun

**STRONGWAY**

Retail: \$99.99  
Qty 1: \$77.00  
Qty 4: \$75.00

**113768**

### Li-Ion Never Pump Sprayer Kit

- Lithium-ion battery powers the electric air pump (included)
- Easy-to-use, Never Pump technology for consistent pressure with no pumping
- Pressure regulating switch maintains tank pressure between 14 PSI and 22 PSI
- Sprays up to 24 gallons per charge
- Steel/poly wand offers 3x the strength of average wands and maximum chemical compatibility
- Ideal for weed prevention, pest control, fertilizing and watering
- Includes 3-hour 120V AC charger and a 6-pc. nozzle kit for a wider range of chemical spraying applications



7.2V Lithium-Ion Battery

2 Gallon Tank

.16 GPM; 20 PSI

17ft. Spray Height; 6ft. Broadcast Width

48in. Hose Length

**STRONGWAY**

Retail: \$219.99  
Qty 1: \$168.00  
Qty 4: \$163.00

**113767**

### Li-Ion Never Pump Backpack Sprayer Kit

- Lithium-ion battery powers the electric air pump (included)
- Easy-to-use, Never Pump technology for consistent pressure with no pumping
- Up to 4 hours of spray time or 50 gallons of liquid on a single charge
- Heavy-Duty 21in. reinforced stainless steel wand for added durability and longer life
- Professional shutoff with comfort grip, lock and filter
- Ideal for applying herbicides, insecticides, fertilizers and other water-based chemicals
- Includes 3-hour 120V AC charger and a 6-pc. nozzle kit for a wider range of chemical spraying applications



18V 2.0 Ah Lithium-Ion Battery

4 Gallon Tank

.32 GPM; 40 PSI

24ft. Spray Height; 6ft. Broadcast Width

50in. Hose Length

**STRONGWAY**

Retail: \$59.99  
Qty 1: \$42.00  
Qty 4: \$41.00

**46431**

### Poly Portable Sprayer

- Comfort grip spray handle and ergonomic pump handle
- 4in.W mouth opening for easy filling
- Includes poly and brass adjustable nozzles
- Chemical-resistant seals
- Equipped with the SureSpray™ in-tank anticlog filter to virtually eliminate clogging
- Clear reinforced hose is engineered for use with herbicides, pesticides and fertilizers.



2 Gallon Tank

.4 GPM

45 PSI

48in. Hose Length

**SPRAYERS**

**SKID SPRAYERS & KITS**





**NEW**  
**ARRIVALS**

Retail: \$2,110  
Qty 1: \$1,165

### GWG311076

#### RentalPro 210 PC Lo-Boy Airless Paint Sprayer

- Easily portable, but rugged enough to stand up to your most demanding customers
- Proven Endurance Pump with Long-life V-Max Packings, Chromex Rod and Hardened Stainless Steel Cylinder
- Consistent Pressure Control with simple mechanical design
- Reliable DC Motor runs quiet and allows you to run long extension cords
- Power Flush Cleaning - Simply connects to garden hose to clean the pump, hoses, and gun in minutes
- Heavy-Duty Frame with rugged "roll cage" design that stands up to harsh jobsite environments
- QuikAccess intake valve to easily clean or clear debris
- Hour Meter allows rental store to determine if and how long the unit was spraying
- Illuminated Plug allows for easy verification that the unit is receiving power
- Includes 1/4in. x 50ft BlueMax II Airless Hose, FTx Gun, and RAC X 515 Tip

5/8 HP DC Motor

0.47 Max GPM

3,000 Max PSI

0.021 Max Tip Size



**NEW**  
**ARRIVALS**

Retail: \$2,800  
Qty 1: \$1,569

### GWG311077

#### RentalPro 230 PC Hi-Boy Airless Paint Sprayer

- 15% higher output flow and 40% higher hp TEFC motor than the RentalPro 210 PC
- Covers both interior and exterior painting needs
- Professional-style, durable high cart carries a 5-gallon bucket and features a retractable handle with hose storage
- SmartControl 1.0 delivers a consistent spray fan without pressure fluctuation
- Digital display shows pressure, gallons, and hours
- Proven Endurance Pump with Long-life V-Max Packings, Chromex Rod and Hardened Stainless Steel Cylinder
- Power Flush Cleaning - Simply connects to garden hose to clean the pump, hoses, and gun in minutes
- Illuminated Plug allows for easy verification that the unit is receiving power
- Totally enclosed motor suitable for solvent-based coatings
- Includes 1/4in. x 50ft BlueMax II Airless Hose, FTx Gun, and RAC X 515 Tip

7/8 HP TEFC DC Motor

0.54 Max GPM

3,300 Max PSI

0.023 Max Tip Size



**NEW**  
**ARRIVALS**

Retail: \$5,400  
Qty 1: \$3,240

### GWG311080

#### RentalPro RTX2500PI Texture Sprayer

- RotoFlex II pump features an innovative braided pump tube for longer life and can be swapped in seconds with no tools required
- SmartStart System offers trigger-activated power, soft start to eliminate material blasts, and noise reduction
- High-output 6.1 CFM air compressor is maintenance-free with 33% more air for demanding finishes
- Single motor design operates air compressor and RotoFlex pump
- Adjustable material flow control
- Heavy-duty aluminum trigger gun
- Onboard storage

120V AC High-Output Motor

2.5 GPM

6.1 CFM Air Compressor

100 Max PSI





**NEW**  
ARRIVALS

Retail: \$5,404  
Qty 1: \$2,735

### GWG311145-PROMO RentalPro Sprayer Promo Bundle

- 1 RentalPro 210 PC Lo-Boy Sprayer
- 1 RentalPro 230 PC High-Boy Sprayer
- 1 ProConnect Endurance Pump
- 1 Graco Pump Repair Kit



**FREE  
PUMP &  
REPAIR KIT**



**NEW**  
ARRIVALS

Retail: \$4,714  
Qty 1: \$2,331

### GWG311076-PROMO RentalPro Sprayer Promo Bundle

- 2 RentalPro 210 PC Lo-Boy Sprayers
- 1 ProConnect Endurance Pump
- 1 Graco Pump Repair Kit



**FREE  
PUMP &  
REPAIR KIT**



**NEW**  
ARRIVALS

Retail: \$6,094  
Qty 1: \$3,139

### GWG311077-PROMO RentalPro Sprayer Promo Bundle

- 2 RentalPro 230 PC Hi-Boy Sprayers
- 1 ProConnect Endurance Pump
- 1 Graco Pump Repair Kit



**FREE  
PUMP &  
REPAIR KIT**



### RentalPro Paint Sprayer Accessories

ITEM#	Description	Retail	Qty 1
GWG311078	ProConnect™ Endurance™ Pump	\$392	\$267
GWG311081	ASM® Hose Cover (1,000ft. roll)	\$83	\$58
GWG311082	ASM® Hose Cover (Case of 6 rolls)	\$437	\$305
GWG311083	Contractor™ II / FT Gun Easy Out Filter, 60 Mesh	\$12.10	\$5.75
GWG311084	Contractor™ II / FT Gun Easy Out Filter, 100 Mesh	\$12.10	\$5.75
GWG311085	Contractor™ II / FT Gun Easy Out Filter, 60 & 100 Mesh	\$23.60	\$11.21
GWG311086	60 Mesh Easy Out Filter Short	\$11.80	\$5.60
GWG311087	Inlet Strainer	\$14.10	\$7.14
GWG311088	Pump Armor™ 1 Qt. / Case of 6	\$13.30	\$7.65
GWG311090	Throat Seal Liquid, 8 oz.	\$15.60	\$9.75
GWG311093	Stay Clean™, 14 oz. Can	\$27.90	\$19.53
GWG311094	Airlessco® Pump Conditioner, 1 oz./ Case of 48	\$5.20	\$1.95
GWG311095	Pump Conditioner, 1 Gal.	\$11.80	\$8.26



### RentalPro Paint Sprayer Tips

ITEM#	Description	Retail	Qty 1
GWG311096	4-6-in. Fan   011-in. Orifice RNT211	\$25.80	\$19.35
GWG311097	6-8-in. Fan   011-in. Orifice RNT311	\$25.80	\$19.35
GWG311098	8-10-in. Fan   011-in. Orifice RNT411	\$25.80	\$19.35
GWG311099	8-10-in. Fan   013-in. Orifice RNT413	\$25.80	\$19.35
GWG311100	6-8-in. Fan   015-in. Orifice RNT315	\$25.80	\$19.35
GWG311101	8-10-in. Fan   015-in. Orifice RNT415	\$25.80	\$19.35
GWG311102	10-12-in. Fan   015-in. Orifice RNT515	\$25.80	\$19.35
GWG311103	8-10-in. Fan   017-in. Orifice RNT417	\$25.80	\$19.35
GWG311104	10-12-in. Fan   017-in. Orifice RNT517	\$25.80	\$19.35
GWG311105	12-14-in. Fan   017-in. Orifice RNT617	\$25.80	\$19.35
GWG311106	8-10-in. Fan   019-in. Orifice RNT419	\$25.80	\$19.35
GWG311107	10-12-in. Fan   019-in. Orifice RNT519	\$25.80	\$19.35
GWG311108	10-12-in. Fan   019-in. Orifice RNT619	\$25.80	\$19.35

SPRAYERS

PAINT SPRAYERS



## Hydroxyl Generators

- **How it Works:** These generators use UVA lamps reflecting off a coated super reactor screen - by reflecting the UVA ray off highly reactive titanium dioxide catalyst, a hydroxyl radical is formed. The photocatalytic reaction uses the H<sub>2</sub>O in the air to create super hydroxyl radicals, free electrons, and ionized hydro-peroxides. When these molecules are introduced to a contaminated area, they will decompose odors, germs, gases, and organic pollutants into carbon dioxide and water
- Does not produce ozone - units 100% safe for use in inhabited areas
- Does not produce additional humidity
- For use in fire and flood damage restoration, hospitals, nursing homes, day care centers, etc.
- Technology certified by NASA and FDA as a Type 2 medical device
- Washable filters



TITAN1000



TITAN2000



TITAN4000

ITEM#	Output	Max Treatment Area	Retail	SPECIAL
TITAN1000	100 Max CFM	10,000 Ft <sup>3</sup>	\$805.00	<b>\$684.25</b>
TITAN2000	900 Max CFM	20,000 Ft <sup>3</sup>	\$1,800.00	<b>\$1,530.00</b>
TITAN4000	5,000 Max CFM	40,000 Ft <sup>3</sup>	\$2,400.00	<b>\$2,040.00</b>



## Ozone Generators

- Air quality total solution for your home or business
- Eliminate smoke, mold, mildew, food, and paint odors
- 12-hour timer with hold function
- Collapsible handle for easy storage
- Non-marketing, polyurethane feet
- Safety fan guard
- Stainless steel components
- For use in unoccupied spaces only - use only as directed

ITEM#	Output	Retail	SPECIAL
TZ-1.SHP	1,500 MG/Hr	\$870	<b>\$740.00</b>
TZ-2.SHP	3,000 MG/Hr	\$1,155	<b>\$981.75</b>



**NEW**  
ARRIVALS



Retail: \$524  
Qty 1: **\$282**

### 90-2000WH

3-Speed Air Mover w/Wheels

- Powerful and adjustable airflow for efficient drying and ventilation
- Wheels and a retractable handle ensure easy transport and maneuverability
- Stackable design allows up to three units to be stored compactly
- Durable construction ensures reliable performance in commercial and industrial environments
- Versatile functionality makes it ideal for a wide range of drying and air-moving applications

1/2 HP Motor

3 Speeds

Stackable and Daisy Chain Capability

Various Operating Angles



**NEW**  
ARRIVALS



Retail: \$1,048  
Qty 1: **\$565**

### WVP-20

Wet / Dry Vac

- Dual motors provide powerful performance for exceptional wet or dry pickup
- Durable 20-gal. poly tank ensures reliability and long-lasting performance
- Includes a 10-ft. vacuum hose, steel "S" wand, and 4-piece tool kit for versatile cleaning on a variety of surfaces
- Optional 25.5-in. vacuum squeegee assembly enhances wet pickup efficiency
- Designed for both wet and dry application

Dual 2.67 HP, 2000-Watt Motors

225 CFM

78in. Water Lift

20-Gallon Poly Tank

### Accessories

ITEM#	Description	Retail	Qty 1
WVS-20B	Foot Adjustable Squeegee, Front Mounted	\$310	<b>\$152</b>





**iron-ton**Retail: \$79.99  
Qty 1: \$55.99  
Qty 4: \$54.31**52724****Air Mover Carpet/Floor Blower**

- Compact, super-lightweight design ideal for use in large areas in commercial and residential applications
- Features a powerful, energy-efficient, induction motor
- Easy to transport
- Stackable (up to 4 units) for easy storage
- 3 speeds, a kickstand and 4 drying positions (0°, 20°, 45° and 90°)
- Durable injection-molded polypropylene housing

.12 HP, 1.5 Amps/115V Induction Motor

3 Speeds; 4 Drying Positions

500 CFM

10ft. Wraparound Power Cord

**iron-ton**Retail: \$299.99  
Qty 1: \$209.99  
Qty 4: \$203.69**52721****Air Mover Carpet/Floor Blower**

- Compact, super-lightweight design ideal for use in large areas in commercial and residential applications
- Features a powerful, energy-efficient, induction motor
- Easy to transport and stackable (up to 4 units) for easy storage
- 3 speeds, a kickstand and 4 drying positions (0°, 20°, 45° and 90°)
- Durable injection-molded polypropylene housing

1 HP, 8.5 Amps/115V Induction Motor

3 Speeds; 4 Drying Positions

3,600 CFM

20ft. Wraparound Power Cord

**Sandia**  
Specialty Cleaning Products  
Professional Cleaning ProfessionalsRetail: \$398  
Qty 1: \$244**NEW**  
ARRIVALS**90-0000****3-Speed Air Mover**

- 10-in. steel fan blade and 14-in. chassis opening deliver efficient performance
- Operates at three angles and tilts at 45- and 90-degree angles for versatile drying of carpets, walls, ceilings, and curtains
- Stackable construction allows up to three units to be stored compactly
- Roto-molded polyethylene body resists dents, chips, and cracks
- Includes a 20-ft., 16/3-gauge safety power cord for extended reach

1/2 HP, 115V

3 Speeds: 780RPM, 1000RPM, 1150RPM

Air Flow: 1500CFM, 1900CFM, 2400CFM

20ft., 16/3-Gauge Power Cord

**Sandia**  
Specialty Cleaning Products  
Professional Cleaning Professionals**NEW**  
ARRIVALSRetail: \$724  
Qty 1: \$390**20-1001****Super Raven Backpack Vac**

- Lightweight ergonomic design fits comfortably on the operator's back
- Cushioned back pad conforms to the curve of the back for added comfort
- High CFM airflow delivers superior soil pick-up
- Disposable heavy-duty paper micro-bag and washable cloth shakeout bag
- Interchangeable lid allows the vacuum to convert into a powerful blower for added versatility
- Includes a 5-piece standard tool kit for enhanced cleaning

1.5 HP, 1-Stage, 115V Motor

67 dB

150 CFM

50ft. Safety Power Cord

**Sandia**  
Specialty Cleaning Products  
Professional Cleaning Professionals**NEW**  
ARRIVALSRetail: \$724  
Qty 1: \$390**30-2001****Super Hipster Hip Vac**

- 6-qt. capacity for extended cleaning tasks
- Includes a 5-piece standard tool kit for versatile cleaning on carpets, hard floors, and upholstery
- Hip-worn design allows for easy and quick vacuuming while walking, ideal for hallways and commercial spaces
- Patented noise-suppressing exhaust chamber ensures quiet operation
- Comfortable waist belt reduces fatigue
- 1.5-in. industrial hose

1.5 HP, 1-Stage, 115V Motor

69 dB

150 CFM

50ft. Safety Power Cord




**NEW**  
ARRIVALS

## 80-6001 Flood Pumper

- Capable of vacuuming large volumes of water, sludge, and solids up to 1/2 in. in diameter
- Pumps out waste at a rate of 40 gallons per minute
- Auto pump-out feature continuously and automatically dumps water
- High-performance 2-stage vacuum motor ensures reliable and efficient waste recovery
- Durable roto-molded polyethylene body resists dents, chips, and cracks
- 10-in. non-skid, non-marking wheels and 25-ft. safety power cord



80-6001



10-0170

10-0029

ITEM#	Power	CFM	Capacity	Retail	SPECIAL
80-6001	2-Stage Motor; 14.3 Amps, 520 Air Watts	120	24-Gallon	\$4,044	\$2,180

### Accessories

ITEM#	Description	Retail	SPECIAL	ITEM#	Description	Retail	SPECIAL
10-0170	Squeegee Floor Tool, 14in.	\$64	\$40	10-0029	Alum. Wand, 56in., 2-Pc., 2-Bend w/3-Pc. Head Kit	\$74	\$46



**NEW**  
ARRIVALS

## Carpet Extractors Sniper Series

- Dual 2-stage motors provide up to 205-in. water lift for superior solution recovery and faster carpet drying
- Pump ensures powerful and efficient carpet cleaning performance
- Innovative motor cooling system uses outside air to keep motors cool
- Solution and recovery tanks enable quick filling and disposal
- Waist-high recessed controls offer convenient operation
- Roto-molded polyethylene tanks resist dents, chips, and cracks
- 10-in. non-skid, non-marking wheels make stair climbing easy



86-2100



80-2100

ITEM#	Power	PSI	Capacity	Retail	SPECIAL
86-2100	Dual 2-Stage Motor	100	6-Gallon	\$2,148	\$1,158
80-2100	Dual 2-Stage Motor	100	12-Gallon	\$2,274	\$1,225

### Accessories

ITEM#	Description	Retail	SPECIAL
80-8009-A	12in. Stainless Steel Jet Wand, Single Bend   15ft. Vacuum and Solution Hoses   Fits 86-2100 6-Gallon Carpet Extractor	\$468	\$287



**NEW**  
ARRIVALS

## Spot Extractors with Upholstery Tool

- 2-gal. capacity provides ample solution storage
- Lightweight design at 15 lbs. ensures easy portability for small upholstery and spot-cleaning jobs
- 55 PSI pump delivers reliable solution pressure
- Powerful 1-stage Ametek 804-watt motor offers 100 CFM and 76-in. lift for professional-grade performance
- Includes a 4-in. upholstery tool
- 7-ft. external vacuum and solution hoses provide extended reach
- Designed for carpets, rugs, and upholstery



50-2001



50-1001

ITEM#	Power	PSI	CFM	Capacity	Retail	SPECIAL
50-2001	1-Stage Ametek 804-Watt Motor	55	100	2-Gallon	\$944	\$509
50-1001	2-Stage Ametek 804-Watt Motor	55	100	3-Gallon	\$1,010	\$546

**General**  
PIPE CLEANERS



### 100230.GEN/101965.GEN Small Line Cleaners

- Designed for drain lines 3in. in diameter, like sinks, tubs, and laundry drains
- Automatically adjusts to different cable diameters
- Unique Dyna-Thrust™ bearing system for longer tool life
- Holds 50 ft of 1/4in. or 5/16in., or 35 ft of 3/8in. Flexicore® cable

ITEM#	Application	Retail	SPECIAL
100230.GEN	Small Lines	\$400	<b>\$340.00</b>
101965.GEN	Hard to Reach	\$474	<b>\$402.90</b>



**General**  
PIPE CLEANERS



### 105230.GEN Drain-Rooter Small Line Cleaner

- Clears clogged sinks, tubs, and laundry drains in 1-1/4in. to 3in. lines
- Variable speed quick-grip™ chuck drives and retrieves cable at up to 16 ft per minute
- Holds 50 ft of 1/4in. or 5/16in., or 35 ft of 3/8in. Flexicore cable

ITEM#	Extension	Retail	SPECIAL
105230.GEN	No	\$988	<b>\$839.80</b>

**General**  
PIPE CLEANERS



### 111380.GEN/110480.GEN Medium Line Cleaners

- Clears 1-1/4in. to 3in. lines and most 4in. lines
- Holds 75 ft. of 3/8in. or 50 ft. of 1/2in. Flexicore® (included)
- 1/3 hp motor with momentary contact reverse switch and pneumatic foot pedal
- 8in. semi-pneumatic wheels (110480)

ITEM#	Retail	SPECIAL
111380.GEN	\$1,215.00	<b>\$1,032.75</b>
110480.GEN	\$1,553.00	<b>\$1,320.05</b>

**General**  
PIPE CLEANERS

Retail: \$1,927.00  
**SPECIAL: \$1,637.95**



### 103070.GEN Easy Rooter JR Medium Line Cleaner

- 1/3 HP motor with capacitor and thermal overload protection
- A large capacity machine for 2in. to 4in. lines
- Cage holds 100 ft. of 1/2in. Flexicore® cable
- Patented Quick-Grip™ chuck tightens firmly on cable with just a quarter turn
- Included 1/2in. x 75ft. cable

**General**  
PIPE CLEANERS

Retail: \$2,363.00  
**SPECIAL: \$2,008.55**



### 110250.GEN Easy Rooter Medium Line Cleaner

- 1/3 HP motor with capacitor and thermal overload protection
- Clear tree roots and other difficult obstructions in 3in. to 10in. drain lines
- Cage holds 100 feet of 3/4in. or 5/8in. Flexicore cable (5/8in. included)
- Special in.roll barsin. to protect the motor



**General**  
PIPE CLEANERS


### 108640.GEN/108680.GEN Large Line Cleaners

- 1/2 hp motor strong enough to drive cable 200 ft. down the line
- Clears 3in. through 10in. drains up to 100 ft. down the line
- Drum holds 100 ft. of 3/4in. or 5/8in. Flexicore® cable
- Features stair climbers, 10in. ball bearing tires, truck loading wheel and tool box



ITEM#	Included Cable	Retail	SPECIAL
108640.GEN	100ft. x 5/8in.	\$2,696.00	\$2,291.60
108680.GEN	100ft. x 3/4in.	\$3,381.00	\$2,873.85

**General**  
PIPE CLEANERS

 Retail: \$3,634.00  
**SPECIAL: \$3,088.90**

### 113240.GEN Electric Water Jetter

- Clear grease, sand, and ice with high pressure water
- Compact and portable jet fits into the back of truck or in the trunk of a car
- Triplex pump with Vibra-Pulse® technology that increases the cleaning power of the electric jets and is particularly useful in jetting around the bends in small drains
- Slide out handle, heavy-duty frame, and 8in. semi-pneumatic wheels for easy transport and durability
- Detachable 150ft. hose reel

1-1/2HP, 13AMP with GFCI

Triplex Pump with Vibra-Pulse®

1,500 PSI, 1.7 GPM

150ft. x 1/4in. Hose Reel Capacity


**General**  
PIPE CLEANERS

 Retail: \$596.00  
**SPECIAL: \$506.60**

### 115020.GEN Kinetic Water Ram

- Built-in air compressor easily pumps up to desired pressure
- Effective in clearing lines with tight bends

16 Gauge Plated Cylinder

1-1/4in. - 4in. Applications

Up to 600 Lbs of Pressure

**General**  
PIPE CLEANERS

 Retail: \$82.85  
**SPECIAL: \$70.42**

### 260160.GEN Teletube 6ft. Closet Auger

- 6ft. closet auger lets you clear stoppages just beyond the toilet bowl
- Extra 3ft. telescoped inside a guide tube

1-1/8in. Tube Size

Hexagonal Guide Tube

Vinyl Grip &amp; Turning Handles



Retail: \$4,110.00  
**SPECIAL: \$3,493.50**

## 107580.GEN Flexi-Rooter

- Integral variable speed motor - from 0 to 2,200 RPM
- Stronger, stiffer flexible shaft and durable sheath
- Flexible enough to clear 2in. lines, yet strong enough to cut roots in 4in. lines
- Clears lines up to 75 feet long
- Two-part cleaning array combines ClogChopper® with carbide-tipped chain cutters
- Foot pedal frees hands to guide the rod
- Durable metal frame includes 10in. wheels and folding handle

Double-Insulated, Reversible 4-Amp Motor

0 - 2200 RPM Load Speed

FR100-CS Cutter Set

20 ft. 3-Wire In-Line Ground Fault Circuit Interrupter Cord



## Electric Machine Flexcore Cable

ITEM#	Description	Retail	SPECIAL
120100.GEN	5/16in. x 50ft. Double Down-Head	\$117.90	<b>\$100.22</b>
120130.GEN	5/16in. x 50ft. Double Female Connector	\$114.75	<b>\$97.54</b>
120170.GEN	3/8in. x 35ft. Double Female Connector	\$107.00	<b>\$90.95</b>
120080.GEN	5/16in. x 50ft. Double EL Basin Plug Head	\$106.05	<b>\$90.14</b>
120060.GEN	1/4in. x 50ft. Double Double Down-Head	\$104.90	<b>\$89.17</b>
120040.GEN	1/4in. x 50ft. Down Head	\$96.25	<b>\$81.81</b>
120160.GEN	3/8in. x 25ft. Double Female Connector	\$82.50	<b>\$70.13</b>
120140.GEN	5/16in. x 25ft. Double Down-Head	\$82.00	<b>\$65.60</b>



## Snake Oil Plus™

- Non-toxic, eco-friendly, biodegradable formula
- Offers enhanced protection of drain cables and machines - and can extend the life of your other equipment, as well
- Creates virtually non-stick surfaces, keeping mud and debris from sticking to cables, drums, and machines
- Deodorizer keeps drain cleaning tools smelling fresh and clean



ITEM#	Description	Retail	SPECIAL
440110.GEN	Snake Oil Plus, Quart	\$19.95	<b>\$16.96</b>
440130.GEN	Snake Oil Plus, Gallon	\$52.90	<b>\$44.97</b>

## Snake Oil Classic™

- Preserves & Protects Sewer Cables & Equipment
- Special rust inhibitor cuts through moisture and replaces it with a rust resistant coating
- Extends the life of drums, bearings, and power cable feeds
- Lemon scented deodorant gives everything a fresh, clean smell



ITEM#	Description	Retail	SPECIAL
440150.GEN	Snake Oil Classic, Gallon	\$52.90	<b>\$44.97</b>



## Recording Capabilities

### H7 Inspection Cameras

- Precise self-leveling camera head for consistent, accurate visuals, enabling easy navigation through complex piping systems without manual adjustments
- Equipped with a 200-ft., 1/2-in. push rod that allows deep access into inspection areas
- Includes a 7-in. shatter-resistant LCD monitor that provides clear, real-time video feedback
- Powered by either 18V Milwaukee (or equivalent) batteries or a 12V AC/DC adapter, offering versatility in power sources and up to 5 hours of continuous operation
- Offers one-touch video recording and screenshot capabilities, making it easy to capture and save important findings directly to a standard 64 GB hard drive or USB
- Wi-Fi connectivity feature allows multiple devices to connect to the camera simultaneously, enabling team members to view live inspections from their own devices, enhancing collaborative diagnostics (SLW models only)
- Built with a butt-welded steel frame and military-grade faceplates and connectors, providing exceptional durability and longevity in challenging environments



ITEM#	Camera Head	Wi-Fi Capable	Display	Weight	Retail	Qty 1	Qty 4
H7-2143-SL.HAT	1.43 in.	N	1024 x 600 Pixels w/1,000 cd/m2	45 lbs.	\$8,650	<b>\$6,022</b>	<b>\$5,841</b>
H7-2123-SL.HAT	1.23 in.	N	1024 x 600 Pixels w/1,000 cd/m2	45 lbs.	\$8,650	<b>\$6,022</b>	<b>\$5,841</b>
H7-2143-SLW.HAT	1.43 in.	Y	1024 x 600 Pixels w/1,000 cd/m2	45 lbs.	\$9,150	<b>\$6,370</b>	<b>\$6,179</b>
H7-2123-SLW.HAT	1.23 in.	Y	1024 x 600 Pixels w/1,000 cd/m2	45 lbs.	\$9,150	<b>\$6,370</b>	<b>\$6,179</b>



## Entry-Level Design

### H2 Inspection Cameras

- Offers a budget-friendly inspection solution without compromising on quality and durability
- Precise self-leveling camera head for consistent, accurate visuals, enabling easy navigation through complex piping systems without manual adjustments
- Equipped with a 200-ft., 1/2-in. push rod that allows deep access into inspection areas
- Includes a 7-in. shatter-resistant LCD monitor that provides clear, real-time video feedback
- Powered by either 18V Milwaukee (or equivalent) batteries or a 12V AC/DC adapter, offering versatility in power sources and up to 6 hours of continuous operation
- Offers an on-screen footage counter that displays measurements in both feet and meters, complete with a reset function for precise tracking
- Built with a butt-welded steel frame and military-grade faceplates and connectors, providing exceptional durability and longevity in challenging environments



ITEM#	Camera Head Size	Display	Weight	Retail	Qty 1	Qty 4
H2-2143-SL.HAT	1.43 in.	1024 x 600 Pixels w/1,000 cd/m2	45 lbs.	\$7,250.00	<b>\$5,047</b>	<b>\$4,896</b>
H2-2123-SL.HAT	1.23 in.	1024 x 600 Pixels w/1,000 cd/m2	45 lbs.	\$7,250.00	<b>\$4,900</b>	<b>\$4,753</b>

### Accessories

- P-Trap Skid is a protective skid that houses the camera head
- 3in. Grooved Skid effectively raises the camera head in the line so larger pipes can be inspected

ITEM#	Description	Retail	Qty 1
SK-123SL.HAT	P-Trap Skid for 1.23in. Self Leveling Camera	\$90.00	<b>\$69.00</b>
SK-143SL.HAT	P-Trap Skid for 1.43in. Self Leveling Camera	\$90.00	<b>\$69.00</b>
SK-143GR.HAT	3in. Grooved Skid for 1.43in. Self Leveling Camera	\$180.00	<b>\$138.00</b>



SK-123SL.HAT



SK-143GR.HAT



SK-143SL.HAT





Retail: \$159.00  
Qty 1: \$99.95



### RC-OG-FBM.MID All-Terrain Moving Cart

- Conquer thresholds, uneven surfaces, and hard packed dirt and gravel
- Telescoping frame easily expands to 46in. to accommodate large objects and pallets
- Made in the USA with a 1-year warranty

28in. x 16in. x 4.5in. Collapsed Size

46in. x 16in. x 4.5in. Expanded Size

1,500 Lbs Rated

**STRONGWAY**



57755

57756

### Hydraulic Rapid Lift XT Table Carts

- Features an ergonomic scissors design, extra-high lift and an easy foot-pedal operation
- Rapid lift action takes just 8 strokes to reach maximum height with no load
- Heavy-duty all-steel construction is powder-coated for easy maintenance and corrosion resistance
- Nonslip rubber cover on foot pedal for safety
- 2 swivel casters with brakes and 2 fixed for smooth-rolling transport

ITEM#	Capacity	Lift Range	Platform Size	Retail	Qty 1	Qty 4
57755	500 lbs	14-1/4in. - 50-3/4in.	27-3/4in. x 17-3/4in.	\$499.99	\$349.99	\$339.49
57756	1,000 lbs	15-1/4in. - 54-1/4in.	32in. x 19-3/4in.	\$699.99	\$489.99	\$475.29

**iron-ton**

Retail: \$369.99  
Qty 1: \$258.99  
Qty 4: \$251.22



### 57754 Hydraulic Table Cart

- Hydraulic scissor design is easy to operate by foot pedal
- Rugged all-steel table with durable powder-coat finish for ease in cleaning and maintenance
- 2 swivel casters with brake, 2 fixed casters for smooth transport

32in. L x 19-3/4in. W Platform

42in. L x 19-3/4in. W x 38-1/2in. H Overall

1,000 lbs Capacity

**STRONGWAY**

**57481**  
4-Wheel Carpeted Cart

- Padded surface for scratch-free loading and unloading
- Heavy-duty steel construction for heavy loads
- 6in. TPR swivel casters roll smoothly, maneuver nicely
- 2 side handles for easy pushing and pulling
- Perfect for moving mattresses, tables, panels and other awkward loads

1,600 lb Load Capacity

30in. x 29in. Overall

83 lbs

Retail: \$229.99  
Qty 1: \$160.99  
Qty 4: \$156.16

**STRONGWAY**

Retail: \$199.99  
Qty 1: \$130.00  
Qty 4: \$126.00



**110132**  
Drywall Dolly Cart

- 1-in. welded tubing construction
- Steeped 14-gauge steel plate bed with stability for casters
- 22 3/4-in. width fits through most doorways

1,600 lb Load Capacity

22-3/4in. Wide

8in. Rubber Casters (2 Rigid, 2 Swivel)

49-5/8in. x 22-3/4in. x 46-1/2in. Overall

24.3 lbs

**STRONGWAY**

Retail: \$149.99  
Qty 1: \$104.99  
Qty 4: \$101.84



**67833**  
Hand Truck

- Durable aluminum construction
- Comfortable, ergonomic, continuous handles
- Wheels roll smoothly
- 600lb. capacity
- 10in. x 3.2in. Polyurethane tires
- Toe plate size: 7-1/8in. W x 18in. D
- Ideal for the jobsite or the warehouse

**STRONGWAY**

Retail: \$229.99  
Qty 1: \$160.99  
Qty 4: \$156.16



**67836**  
Hand Truck w/Plate Extender

- Durable aluminum construction
- Comfortable, ergonomic, continuous handles
- Wheels roll smoothly
- 550lb. hand truck mode / 770lb. platform mode capacity
- Features a plate extender to ease the handling of large loads
- 10in. x 3.5in. Pneumatic tires
- Toe plate size: 18in. W x 7-1/2in. D
- Ideal for the jobsite or the warehouse

**iron ton.**

Retail: \$59.99  
Qty 1: \$41.99  
Qty 4: \$40.73



**67834**  
Pneumatic Hand Truck

- Durable steel construction
- Comfortable P-style handle
- Smooth rolling, non-marking wheels
- Matte black powder-coat finish to resist rust

600 lb Load Capacity

14in. W x 8-1/2Din. Toe Plate Depth

10in. x 3.5in. Pneumatic Tires

17in. x 21-21/32in. x 51-37/64in. Overall

25 lbs



**STRONGWAY**

Retail: \$79.99  
**Qty 1: \$55.99**  
**Qty 4: \$54.31**



### 67835 Steel Hand Truck

- Durable steel construction
- Comfortable P-style handle
- Easy maneuvering in a warehouse or on a jobsite

#### 600 lb Load Capacity

21.65in.W x 16.93in.L x 51.57in.H Overall;  
 14in.x8.5in. Toe Plate

#### 10in. Flat-Free Tires

**STRONGWAY**

Retail: \$159.99  
**Qty 1: \$112.00**  
**Qty 4: \$109.00**



### 67970 Steel Hand Truck w/Extended Plate

- Sturdy steel construction and powder-coat finish
- Extended 24in. x 12in. toe plate for excellent load-lifting and load-holding performance
- Extra tall frame makes loading tall loads much easier
- Comfortable P-style handle
- Included fenders help protect the load and the wheels from damage
- Large tires help make moving the heaviest loads easier

#### 1,000 lb Load Capacity

23in.W x 23.6in.L x 60in.H Overall;  
 14in. x 8.5in. Toe Plate

#### 13in. Pneumatic Tires

**STRONGWAY**

Retail: \$149.99  
**Qty 1: \$104.99**  
**Qty 4: \$101.84**



### 62444 Stair Climber Hand Truck

- Durable aluminum construction
- Continuous handle
- Stair skids for climbing stairs easily
- Works well in the vertical position
- Wheels roll smoothly
- Ideal for transporting small crated or long narrow boxes

#### 660 lb Load Capacity

#### 18in. Toe Plate Depth

#### 10in. Polyurethane Tires

18-1/2in. x 20-1/2in. x 54-3/8in. Overall

#### 24.3 lbs

**STRONGWAY**

### 52397 Hydraulic Furniture Mover Set

- Ideal for transporting switch cupboards, safes, containers and other heavy, bulky pieces
- Hydraulic pump lifts items 10 inches for excellent floor clearance
- Polyurethane wheels glide smoothly
- 23 2/3in. W x 2-1/3in. D toe plates slide easily under furniture

#### 3,960 lb Load Capacity

26.77in. L x 16.53in. W x 42.12in. H (Each Side)

#### (4) 6in. Polyurethane Tires (2 per Mover)



Retail: \$819.99  
**Qty 1: \$573.99**  
**Qty 4: \$556.77**

**STRONGWAY**

Retail: \$299.99  
**Qty 1: \$224.99**  
**Qty 4: \$218.24**



### 67969 Industrial Hand Truck

- Robust steel construction with powder-coat finish
- Rubber-coated frame helps protect the load from damage
- Features auto-rewind ratchet belt for secure tightening of load to dolly
- Easily changes to 4-way position
- Dual rubber belts with aluminum frames make stair climbing easy

#### 1,200 lb Load Capacity

24in. W x 13-1/2in. D x 66in. H Overall; 24in. x 5in. Toe Plate

#### (2) 8in. Rubberized Wheels; (2) 4in. Poly Casters

MATERIAL HANDLING

MATERIAL HANDLING



**STRONGWAY**

Retail: \$149.99  
**Qty 1: \$105.00**  
**Qty 4: \$102.00**

**67974****Wide Surface Hand Truck**

- Extra-wide toe plate for loading large commodities
- Sturdy steel construction
- Smooth-rolling wheels
- Extra tall frame makes loading tall loads much easier than when using a standard hand truck

**660 lb Load Capacity**

26in.W x 20-1/2in.L x 52in.H Overall;  
 26in. x 9in. Toe Plate

**10in. Pneumatic Tires****ironton.**

Retail: \$64.99  
**Qty 1: \$45.49**  
**Qty 4: \$44.13**

**63771****Folding Platform Truck**

- 660-lb capacity
- Sturdy steel platform with non-skid surface
- Powder-coat finish that resists corrosion
- Convenient quick-release handle that folds for storage
- Features 5 in. smooth rubber casters (2 rigid, 2 swivel)
- Designed for transporting boxes, light equipment and awkward loads

**660 lb Load Capacity****24in. Platform Width****36in. Platform Length****31 lbs****ironton.**

Retail: \$159.99  
**Qty 1: \$111.99**  
**Qty 4: \$108.63**

**53412****2-Shelf Utility Cart**

- Made of heavy-duty, maintenance-free structural foam that will not dent, rust or chip
- Scratch resistant and can be cleaned with common cleaning products
- Extra pockets and bins provide hardware storage, includes cup holder
- The removable rod below the handle is ideal for stretching packing material, tape or paper towels and more
- 5in. non-marring casters (2 swivel, 2 fixed) roll easily

**500 lb Load Capacity****2 Shelves****33.6in. Top Shelf Height****22in. Shelf Clearance**

46-3/5in.W x 25-2/5in.D x 32-7/10in. H  
 Overall

**ironton.**

Retail: \$249.99  
**Qty 1: \$174.99**  
**Qty 4: \$169.74**

**53411****3-Shelf Utility Cart**

- Made of heavy-duty, maintenance-free structural foam that will not dent, rust or chip
- Scratch resistant and can be cleaned with common cleaning products
- Extra pockets and bins provide hardware storage, includes cup holder
- The removable rod below the handle is ideal for stretching packing material, tape or paper towels and more
- 5in. non-marring casters (2 swivel, 2 fixed) roll easily

**500 lb Load Capacity****3 Shelves****33.6in. Top Shelf Height****11in. Shelf Clearance**

46-3/5in.W x 25-2/5in.D x 32-7/10in. H  
 Overall

**STRONGWAY**

Retail: \$369.99  
**Qty 1: \$258.99**  
**Qty 4: \$251.22**

**4888705****Pallet Jack**

- Features a welded cylinder with a 35mm piston rod for good stability, and integrated grease fittings for easy maintenance
- Spring-loaded 3-function handle with comfort grip
- Fully welded leakproof pump
- Nonmarking 7in. poly steering wheels deliver 180° turning radius pump
- Tapered ends of 5/32in. thick forks and heavy-duty dual-entry rollers provide smooth, accurate entry into pallets.

**5,500 lb Load Capacity****48in. Fork Length****3-3/8in. - 8in. Lift Range****14-1/2in. Between Forks****27in. Outside Fork Width**

**zonzini****NEW**  
**ARRIVALS**Retail: \$12,421.56  
Qty 1: \$11,081.98**ZON-0118**  
Tracked Stair Crawler,  
Domino Plasmoid

- Supports loads up to 880 lbs. for heavy-duty transportation on various types of stairs
- Smooth, non-marking tracks protect surfaces, making it ideal for residential and commercial deliveries
- Self-leveling base with a load calibration system ensures stability
- Joystick operation provides precise and effortless
- Equipped with a stabilization arm for secure and easy handling control
- Compact design fits into delivery vans, pickups, and smaller vehicles for convenient mobility

880 lb Load Capacity

22-1/2in. Wide

45° Max. Inclination of Stairs

**zonzini**Retail: \$15,086.82  
Qty 1: \$13,459.81**NEW**  
**ARRIVALS****ZON-0118-LFT**  
Tracked Stair Crawler,  
Domino Plasmoid Stabilized

- Autonomous load calibration and stabilization ensures optimal working angles for smooth and safe transport on ramps and stairs
- Front and rear sensors provide continuous safety by monitoring the environment during operation
- Stabilizing arm maintains load balance
- Versatile performance adapts to various surfaces, including stairs, ramps, and challenging terrains
- Advanced connectivity powered by Zonzini technology enhances functionality and user control

880 lb Load Capacity

22-1/2in. Wide

45° Max. Inclination of Stairs

**zonzini**Retail: \$8,665.92  
Qty 1: \$8,071.20**NEW**  
**ARRIVALS****ZON-0122**  
Tracked Stair Crawler, Buddy Lift

- Adaptive tracks and wheels provide unmatched maneuverability and safety for navigating stairs, curbs, and obstacles
- Electric-powered operation ensures efficient and reliable performance
- Self-loading feature with an electric load lifting system can lift loads up to 24 inches
- Anti-slip tracks enhance stability and safety on all types of stairs
- Recognized as the quickest and most agile stair climber on the market, ideal for home deliveries and demanding environments

440 lb Load Capacity

47 Steps/Minute

159 lbs.

**zonzini**Retail: \$13,160.04  
Qty 1: \$11,740.82**NEW**  
**ARRIVALS****ZON-0112-LIFT**  
Tracked Stair Crawler,  
Domino Stabilized Lift

- Flexible design navigates narrow spiral staircases and small landings, offering exceptional adaptability
- Smooth, non-marking tracks protect floors
- Self-leveling base with a load calibration system ensures optimal stability
- Compact and portable, fitting easily into delivery vans, pickups, and smaller vehicles for convenient transport
- Joystick-operated for precise and effortless control

880 lb Load Capacity

22-1/2in. Wide

45° Max. Inclination of Stairs



**MOVEX**  
INNOVATION

**NEW**  
ARRIVALS


### MVX-ATMCC-00

Mini Crawler Crane XC-270

- Compact all-terrain design for navigating tight spaces
- Electric-powered and zero-emission operation for eco-friendly and cost-efficient performance
- 2-in-1 functionality with a removable telescopic crane interface, transforming into the XC-30 all-terrain transporter
- Superior ground clearance for stability on uneven, soft, and slippery terrain
- Remote control operation
- Ideal for transporting pad-mounted transformers, moving generators, plant maintenance, and installing structural beams, glass, and factory components

2,200 lb Load Capacity at 8.5ft. Reach

1,100 lb Load Capacity at 16.5ft.

30-1/2in. Wide

Retail: \$118,826.94  
Qty 1: \$106,012.27


**MOVEX**  
INNOVATION

**NEW**  
ARRIVALS


### MVX-SCMCC-00

Stair Climbing Crane TT-270

- Powerful telescopic crane combines heavy-duty lifting with stair climbing capabilities for versatile material handling
- Zero-emissions operation is environmentally friendly and suitable for indoor and urban applications
- Remote-controlled functionality ensures precise operation and enhanced safety
- 2-in-1 equipment features a removable telescopic crane, allowing the TT-66 to function as a standalone stair climber or urban carrier
- Low profile passes through entrances to public buildings with ease, expanding its usability in various settings

2,200 lb Load Capacity at 8.5ft. Reach

500 lb Pick and Carry Capacity

30in. Wide

Retail: \$106,772.58  
Qty 1: \$95,257.89

**MOVEX**  
INNOVATION

Retail: \$50,253.36  
Qty 1: \$44,833.88

**NEW**  
ARRIVALS


### MVX-TTR66-K-00

Twin Track 66 Carrier TT-66

- Safest stair climber on the market, prioritizing operator safety while transporting heavy loads
- Ultra-compact design that easily maneuvers through tight spaces and stairways
- Remote-controlled functionality provides effortless and precise control
- Zero-emissions operation that is environmentally friendly and ideal for indoor use
- High staircase load capacity (up to 1,800lb.) to handle the heaviest loads with ease
- Exceptional traction that ensures stability and performance on stairs in challenging conditions

2,200 lb Load Capacity on Flat Surface

1,760 lb Load Capacity at 32°

1,110 lb Load Capacity at 40°

**MOVEX**  
INNOVATION

Retail: \$78,978.60  
Qty 1: \$70,461.30

**NEW**  
ARRIVALS


### MVX-XC48-K-00

All Terrain Carrier Cross-Country 48

- Electric-powered and zero-emission operation
- Remote-controlled functionality enhances precision and safety during operation
- Lifting capacity of up to 5,000 lbs. on flat surfaces and can carry up to 5,300 lbs. in optimal conditions for handling heavy loads
- Capable of climbing slopes up to 40 degrees, enabling use on steep or challenging landscapes
- Operates seamlessly in diverse conditions, including snow, mud, sand, forests, and gravel
- Ideal for material handling on rough terrains and narrow spaces, and working inside buildings inaccessible to trucks or cranes

5,300 lb Load Capacity on Flat Surface

1,600 lb Load Capacity at 40°

49-1/2in. Wide

**MOVEX**  
INNOVATION

Retail: \$61,928.28  
Qty 1: \$55,249.74

**NEW**  
ARRIVALS


### MVX-XC30-K-00

All Terrain Carrier Cross-Country 30

- Electric-powered and zero-emission operation for eco-friendly and efficient performance
- Remote-controlled functionality enhances precision and safety during operation
- Lifting capacity of up to 5,000 lbs. on flat surfaces and can carry up to 8,000 lbs. in optimal conditions for handling heavy loads
- Capable of climbing slopes up to 40 degrees, enabling use on steep or challenging landscapes
- Operates seamlessly in diverse conditions, including snow, mud, sand, forests, and gravel
- Ideal for material handling on rough terrains and narrow spaces, and working inside buildings inaccessible to trucks or cranes

8,000 lb Load Capacity on Flat Surface

1,600 lb Load Capacity at 40°

30-3/16in. Wide



iron ton.



## Folding Aluminum Platform

- Strong yet lightweight aluminum alloy construction
- Ideal for getting that extra reach when washing RVs, SUVs, trucks and vans, or when extra height is needed for painting or maintenance needs

ITEM#	Retail	Qty 1	Qty 4
81067	\$49.99	\$34.99	\$33.94

## SHOULDERDOLLY<sup>®</sup> MOVING STRAPS

### ShoulderDolly<sup>®</sup> Moving Straps

- Two-person lifting system allows users to maintain proper upright posture while lifting heavy objects
- Less strain and injury to lower back, hands, biceps, and forearms
- Frees hands and arms for stabilizing, and opening /closing doors
- Includes 2 harnesses and 1 lifting strap
- 12ft. long, one size fits all
- 800 lbs. Max load



**INVENTORY  
CLOSEOUT**

ITEM#	Retail	DEALER	SALE
LD2000	\$40	\$31	\$24.97

iron ton.



51595

### Non-Woven Moving Blanket

- Good for general-purpose moves or storage
- Padded to provide some protection
- Premium non-woven polyester outer fabric is easy to wipe, clean and maintain
- Double-stitched outer binding helps blanket last longer

Polyester/Cotton Filler

2.4 Filler Weight

80in.L x 72in.W

ITEM#	Retail	Qty 1	Qty 4
51595	\$7.99	\$5.59	\$5.43

**BR****AVI**  
PLATFORMS

## Leonardo HD Mobile Platform Lift

- Easily drives through doorways, tight spaces, and passenger elevators
- Dual rollout decks provide outreach at both ends without sacrificing any platform capacity
- Wheel locking device allows you to drive forward and backward in a straight line when accessing narrow aisles or driving on ramps
- Wide drive and steer non-marking tires for reduced ground pressure and increased traction on tough jobs
- Drivable at full height, fully loaded and with the platform fully extended
- Unrestricted capacity of 397 lbs. reduces the need to climb up or down to load material
- Build-in tilt sensor, flashing light, and audible alarm are all standard features
- Uses n° 2-12V; 100 Ah@20h batteries



**THE FIRST MOBILE PLATFORM  
TO ARRIVE ON SITE AND THE  
LAST TO LEAVE!**



**INVENTORY  
CLOSEOUT**

ITEM #	Working Height	Capacity	Power Source	Base L x W	Weight	Retail	DEALER	SALE
GPE211004	16 ft.	396 lbs.	110/220V ca 24Vcc	47in. x 28.8in.	1,283 lbs.	\$12,399	\$9,299	\$8,600

SEE OUR FULL ASSORTMENT OF PRODUCTS ONLINE AT [WWW.GNEDI.COM](http://WWW.GNEDI.COM)



Retail: \$299  
SPECIAL: \$229



### GG-15-PFC Polyethylene Gasoline Caddy

- Ideal for refueling ATVs, lawn equipment, watercraft, and more
- Store gasoline, diesel, kerosene, bio diesel, and coolants safely
- Constructed of high-strength, cross-linked HMW-HDPE polyethylene for extreme durability under almost any condition for fuel transfer and storage
- Includes hand-operated discharge nozzle and hose
- Works vertically or horizontally

15 Gallon Capacity

2 GPM Flow

Gravity Flow Pump

8ft. Hose



GG-30GC



GG-30DC

### Steel Caddies Gas & Diesel

- Safe and reliable fuel storage
- Store 30 gallons of gasoline, diesel, kerosene, bio diesel, and coolants safely
- Rugged 14 gauge steel cart for maneuverability - bring the fuel source directly to the equipment needing refueling
- Only fuel caddy on the market with a UL listed 2-way rotary pump and 8ft. hose for safety that meets OSHA regulations
- Pumps 1 gallon per 12 revolutions
- 8ft. anti-static ground hose

ITEM #	Type	Retail	SPECIAL
GG-30GC	Red / Gas	\$799.99	\$600.00
GG-30DC	Yellow / Diesel	\$630.00	\$455.00



White & Yellow  
Available Online!



7.5 Gallon



10.5 Gallon



15 Gallon

### Red Gas Fluid Containers

- Designed for portable fluid transfer applications for recreational uses and commercial purposes
- Rotationally-molded polyethylene construction
- Compatible with aqueous fluids, fuels, oils and many types of chemicals
- Patent-pending technology of the brass air valve maximizes fluid flow, especially when used with the FLO-FAST Pump
- Built-in handle on the bottom makes it easier to grip and control when transporting
- 3in. opening with solid-plastic cap and internal O-ring for maximum seal
- Includes gallon and liter indicators
- **Spouts sold separately**

ITEM #	Capacity	Retail	SPECIAL
75001.FLO	7.5 Gallon	\$65.00	\$52.23
10501.FLO	10.5 Gallon	\$84.99	\$68.75
15501.FLO	15 Gallon	\$120.00	\$96.73



### Pump and Container Systems

- Includes PRO model pump and one container



ITEM #	Color / Type	Container Size	Retail	SPECIAL
30050-R.FLO	Red / Gas	10.5 Gallons	\$300.00	\$250.58
30050-Y.FLO	Yellow / Diesel	10.5 Gallons	\$300.00	\$261.80
31005-R.FLO	Red / Gas	15 Gallons	\$330.00	\$275.95
31005-Y.FLO	Yellow / Diesel	15 Gallons	\$330.00	\$275.95



### 55100.FLO and 55100-D.FLO PRO Model Pumps

ITEM#	Fits Containers	Retail	SPECIAL
55100.FLO	5, 7.5, 10.5 & 15 Gallon	\$219.99	\$185.25
55100-D.FLO	7.5, 10.5 & 15 Gallon	\$230.00	\$190.21

### 51505.FLO and 51505-D.FLO Premium PRO Max Pumps

ITEM#	Fits Containers	Retail	SPECIAL
51505.FLO	30 & 55 Gallon Drums	\$219.99	\$185.25
51505-D.FLO	30 & 55 Gallon Drums	\$230.00	\$187.83

### Complete Systems

- Includes PRO model pump, (2) 5-Gallon containers, and Versa Cart
- Pump or draw up to 8 gallons per minute with the FLO-FAST pump
- One 5 gallon container empties in under 40 seconds
- Easy transport with the Versa Cart



ITEM #	Color / Type	Retail	SPECIAL
31010-N.FLO	White / Neutral	\$535.00	\$480.16
31010-R.FLO	Red / Gas	\$535.00	\$480.16
31010-Y.FLO	Yellow / Diesel	\$535.00	\$480.16

### Pour Spouts for Containers

ITEM#	Description	Retail	SPECIAL
70710.FLO	5/8ft. ID x 7/8ft. OD	\$21.00	\$16.94
70715.FLO	3/4ft. ID x 1ft. OD	\$23.00	\$18.01
70720.FLO	1ft. ID x 1.25ft. OD	\$24.00	\$20.03
70715-D.FLO	3/4in. ID x 1/in. OD (DEF)	\$25.00	\$21.89

# STRONGWAY

## Off-Road Jack

- Heavy-duty aluminum construction for full-/ mid-size trucks, Jeeps, and UTVs
- High-lift design with adjustable 7.25-in. extension adapter
- Rotatable, adjustable height extension with grip pad
- Full-length steel skid plate for stability on sand, gravel, and other soft surfaces
- 4.5-in. 360-degree rotating rear casters
- Heavy-duty solid composite wheels are ideal for the toughest off-road conditions for easy maneuvering
- Solid steel axles for rugged outdoor conditions



## HOT BUYS

ITEM #	Max. Capacity	Lifting Range	Retail	DEALER	Qty 1
115140	6,000 lbs./3 Tons	10.63in. - 28.98in. with Adapter; 6.14in. - 21.73in. w/o Adapter	\$350	<b>\$262.49</b>	<b>\$255</b>

# STRONGWAY

113239

## Service Floor Jack

- Dual piston pump provides quick lifting
- Reaches a working height of 3-1/2in. for work under low-clearance vehicles
- Features rugged precision-welded steel construction
- 360-degree rear swivel casters for easy maneuverability
- Quick-lift foot pedal for hands-free operation



ITEM #	Max. Capacity	Lift Height Range	Retail	SPECIAL
113239	3 Tons	3.35in. - 24in.	\$249.99	<b>\$200.00</b>

# STRONGWAY

107868

## Double Locking Jack Stand

- Jack stands provide ratchet action to support your vehicle
- Constructed of high-grade steel
- Paint is oil, grease, and dirt-resistant for easy cleanup
- Double-lock technology with safety pin for extra safety and security under a vehicle
- Large saddle surface area for plenty of contact with load being supported
- **Sold by the pair**



ITEM #	Max. Capacity/Pair	Lift Height Range	Retail	Qty 1	Qty 4
107868	3 Tons	11-1/4in. - 16-3/4in.	\$39.99	<b>\$27.99</b>	<b>\$27.15</b>



# STRONGWAY

## Farm Jack

- Constructed of high-grade steel
- Adjustable top-clamp clevis can clamp at any position on the upright steel standard
- Lifting handle has a rubberized grip for comfort and better grip
- Secure reversing latch allows for lifting or lowering operations
- Wide base prevents the jack from sinking into soft surfaces such as asphalt
- Perfect for any lifting, pulling, clamping, or spreading application
- Meets ASME PALD 2009 standard



ITEM #	Rated Capacity	Rated Air Pressure	CFM	Wheels	Retail	Qty 1	Qty 4
46204	3-1/2 Tons	100 - 120 PSI	8 - 12 CFM at 90 PSI	8in.	\$114.99	\$80.49	\$78.08

# STRONGWAY

## Hydraulic Bottle Jacks with Welded Bases

- Features a high quality glide-action pressure pump designed for commercial use
- Welded base will not leak oil or other fluid
- Large diameter hydraulic steel cylinder unit results in lower oil pressure needed to raise the load, reducing wear
- Lead-free paint finish is long-lasting, and is oil, grease and dirt-resistant
- Lightweight jack is ideal for lifting farm vehicles, heavy-duty machinery, industrial construction equipment and more
- Meets ASME PALD 2009 standard



ITEM #	Lift Capacity	Min. Lift Height	Max. Lift Height	RAM Travel	Operation	Screw Top Adjustment	Retail	Qty 1	Qty 4
88708	8 Tons	8-3/4in.	17-5/8in.	8-7/8in.	Oil Hydraulic	3-1/8in.	\$39.99	\$27.99	\$27.15
88709	12 Tons	8-5/16in.	18in.	9-1/16in.	Oil Hydraulic	3-1/8in.	\$49.99	\$34.99	\$33.94
88711	20 Tons	9-1/4in.	17-1/2in.	8-1/4in.	Oil Hydraulic	3-5/32in.	\$69.99	\$48.99	\$47.52
88713	50 Tons	11in.	17-11/16in.	6-11/16in.	Oil Hydraulic	N/A	\$179.99	\$125.99	\$122.21

## 46241

### Low Profile Hydraulic Bottle Jack

- Features a high quality glide-action pressure pump designed for commercial use
- Welded base will not leak oil or other fluid
- Large diameter hydraulic steel cylinder unit results in lower oil pressure needed to raise the load, reducing wear
- Lead-free paint finish is long-lasting, and is oil, grease and dirt-resistant
- Lightweight jack is ideal for vertical lifting requirements in automotive and ag repair shops, on factory floors, and more (Not for use where sideways to downward force is required)
- Meets ASME PALD 2009 standard



ITEM #	Lift Capacity	Min. Lift Height	Max. Lift Height	RAM Travel	Operation	Screw Top Adjustment	Retail	Qty 1	Qty 4
46241	20 Tons	6-5/8in.	10-7/8in.	3in.	Manual	1-1/4in.	\$69.99	<b>\$48.99</b>	<b>\$47.52</b>

### Quick Lift Bottle Jack

- Compact yet powerful jack featuring an oversized pump piston
- Lifts loads 6 times faster than traditional bottle jacks
- Designed to greatly reduce operator fatigue and speed up work
- Lead-free paint finish is long-lasting, and is oil, grease and dirt-resistant
- Large diameter hydraulic steel cylinder unit results in lower oil pressure needed to raise the load, reducing wear
- Meets ASME PALD 2009 standard



ITEM #	Lift Capacity	Min. Lift Height	Max. Lift Height	RAM Travel	Operation	Screw Top Adjustment	Retail	Qty 1	Qty 4
46240	20 Tons	9-1/2in.	17-13/16in.	6in.	Manual	2-5/16in.	\$89.99	<b>\$69.99</b>	<b>\$67.89</b>

## 46270

### 12-Ton Hydraulic Shop Press

- Heavy-duty H-frame constructed of high-grade steel
- Lead-free paint is oil, grease and dirt-resistant
- High-quality large diameter hydraulic steel cylinder unit
- Piston-ram is treated and polished to resist skiving
- Ideal for straightening, stamping, bending and pressing any component that is hard to handle
- Meets ASME ASP 2010 standards



Retail: \$179.99  
Qty 1: \$110.49  
Qty 4: \$107.17

12 Tons Continuous Force

6-7/8in. Stroke Length

24in. Max Working Distance

## STUMP GRINDER TEETH, POCKETS, & BOLTS

Made of hard tungsten carbide, when combined with patented design features, GNE's line of stump grinder teeth offer durability for various wood and soil conditions. Achieve precision and efficiency to minimize the total cost of ownership for your stump grinding needs.



### STUMP GRINDER TEETH



- SERIES 500
- SERIES 700
- SERIES 900
- SERIES 1100
- LOPRO® BOLTS TO FIT POCKETS

**5% Savings  
on Case Qty!**



### LOPRO® POCKETS



- FITS EACH SERIES OF GREENTEETH TEETH

**5% Savings  
on Case Qty!**



### LOPRO® BOLTS



- FITS LOPRO POCKETS

**5% Savings  
on Case Qty!**



### UPGRADE KITS



- FITS A VARIETY OF MODELS



### STUMP GRINDER TEETH



**10% Savings  
on Case Qty!**

- 500 SERIES
- 800 SERIES
- 800V SERIES
- DUAL 800 SERIES
- GLADIATOR SERIES
- S-PRO SERIES
- SQUARE SERIES



### POCKETS



**10% Savings  
on Case Qty!**

- FITS EACH SERIES OF CEI TEETH



### STUMP GRINDER TEETH



- BLACK SERIES
- GOLD SERIES
- RED SERIES
- TOMAHAWK SERIES



### STUMP GRINDER TEETH



- FITS DK2 MODEL #OPG777  
AND POWER KING MODEL #PK0803

**CASE QUANTITY SALE  
ON CEI & GREENTEETH  
STUMP GRINDER TEETH,  
POCKET & BOLTS!**

See the full line of stump  
grinder teeth, pockets, bolts  
and accessories online!

SCAN HERE



SCAN THE QR CODE OR VISIT [WWW.GNEDI.COM/STUMP-GRINDERS-AND-TEETH](http://WWW.GNEDI.COM/STUMP-GRINDERS-AND-TEETH)  
to see the full product offering & to order.



# **CASE QUANTITY SALE ON STUMP GRINDER TEETH, POCKET & BOLTS!**



Take advantage of case quantity savings on CEI and Greentooth Teeth, Pockets and bolts.



## **Stump Grinder Teeth**

- For stump grinders from under 18HP to over 90HP
- 3-position indexable - just loosen, turn, and tighten for a fresh sharp edge
- Torque bolts to 180 - 200 ft lbs
- Green teeth provide more resistance but a slower cut
- Red teeth create a faster cut but with less impact

**CUSTOMER FAVORITE!**

**5% Savings on Case Qty!**

## **500 Series Teeth**

- Ideal for stump grinders under 20HP
- Nut & spacer included
- Ideal for rocky conditions



ITEM#	783557.DOS	783557-1.DOS
Type	Green	Red
Size	1/2"	1/2"
Case Qty	100	100
Qty 1	\$6.99	\$6.99
Qty 25	\$6.82	\$6.82
Qty 100	\$6.64	\$6.64

## **LoPro® Pockets**

- 500 Series Pockets
- Fits LoPro® Bolts



ITEM#	783554.DOS	784165.DOS
Type	500 Series	500 Series
Style	Angle	Straight
Case Qty	50	50
Qty 1	\$8.49	\$8.49
Qty 25	\$8.28	\$8.28
Qty 50	\$8.07	\$8.07

## **700 Series**

- Ideal for stump grinders 18HP - 35HP
- Nut & spacer included



ITEM#	783558-700WS.GRE
Type	Wearsharp™
Size	1/2"
Case Qty	100
Qty 1	\$8.99
Qty 25	\$8.77
Qty 100	\$8.54

## **LoPro® Pockets**

- 700 Series Pockets
- Fits LoPro® Bolts



ITEM#	783559.DOS	783559-700LPR.DOS	784166.DOS
Type	700 Series	700 Series	700 Series
Style	Angle	Reverse	Straight
Case Qty	50	50	50
Qty 1	\$8.99	\$8.99	\$8.99
Qty 25	\$8.77	\$8.77	\$8.77
Qty 50	\$8.54	\$8.54	\$8.54



**5% Savings on Case Qty!**



**5% Savings on Case Qty!**

## **900 Series**

- Ideal for stump grinders 35HP - 90HP
- Nut & spacer included



ITEM#	783558-900WS.GRE	783558-900WS2.GRE	783558-926WS.GRE	783558-926WS2.GRE
Type	Wearsharp™	Wearsharp™	Wearsharp™	Wearsharp™
Fits	Wheels 23" and Up	Wheels 23" and Up	Wheels up to 22"	Wheels up to 22"
Case Qty	50	50	50	50
Qty 1	\$10.99	\$10.99	\$10.99	\$10.99
Qty 25	\$10.72	\$10.72	\$10.72	\$10.72
Qty 50	\$10.44	\$10.44	\$10.44	\$10.44

## **LoPro® Pockets**

- 900 Series Pockets
- Fits LoPro® Bolts



ITEM#	783559-900LPA.DOS	783559-900LPR.DOS	784166-900LPS.DOS
Type	900 Series	900 Series	900 Series
Style	Angle	Reverse	Straight
Case Qty	40	40	40
Qty 1	\$9.99	\$9.99	\$9.99
Qty 25	\$9.74	\$9.74	\$9.74
Qty 40	\$9.49	\$9.49	\$9.49

## **1100 Series**

- Ideal for stump grinders over 90HP
- Nut included



## **Pockets**

- 1100 Series Pockets
- Fits Greenbolts



ITEM#	783558-1100WS.DOS
Type	Wearsharp™
Size	3/4"
Case Qty	50
Qty 1	\$13.99
Qty 25	\$13.64
Qty 50	\$130.29

ITEM#	783559-1100CBA.DOS	784166-1100CBS.DOS	783559-1100CBR.DOS	783559-1100THA.DOS	784166-1100THS.DOS	783559-1100THR.DOS
Type	1100 Series	1100 Series	1100 Series	1100 Series	1100 Series	1100 Series
Style	Counterbore - Angle	Counterbore - Straight	Counterbore - Reverse	Threaded - Angle	Threaded - Straight	Threaded - Reverse
Case Qty	30	30	30	30	30	30
Qty 1	\$11.49	\$11.49	\$11.49	\$11.49	\$11.49	\$11.49
Qty 15	\$11.20	\$11.20	\$11.20	\$11.20	\$11.20	\$11.20
Qty 30	\$10.92	\$10.92	\$10.92	\$10.92	\$10.92	\$10.92

## **LoPro® Bolts**

- Grade 8 heat-treated for superior wear
- Fits LoPro® Pockets



ITEM#	783555.DOS	783555-2.DOS	783555-2.25.DOS	783555-2.5.DOS	783555-2.75.DOS	783555-3.DOS
Allen Drive Size	1/2"	1/2"	1/2"	1/2"	1/2"	1/2"
Size	1-3/4"	2"	2-1/4"	2-1/2"	2-3/4"	3"
Case Qty	200	200	200	200	200	200
Qty 1	\$2.49	\$2.49	\$2.49	\$2.49	\$2.49	\$2.49
Qty 25	\$2.44	\$2.44	\$2.44	\$2.44	\$2.44	\$2.44
Qty 50	\$2.39	\$2.39	\$2.39	\$2.39	\$2.39	\$2.39
Qty 100	\$2.37	\$2.37	\$2.37	\$2.37	\$2.37	\$2.37



**5% Savings on Case Qty!**



10% Savings  
on Case Qty!

### 500 Series

- Fits standard 1/2in. x 1/2in. pockets



ITEM#	5001.CEI	5002.CEI	5003.CEI
Type	Straight	Right	Left
Size	1/2" x 1/2"	1/2" x 1/2"	1/2" x 1/2"
Case Qty	200	200	200
Qty 1	\$7.49	\$7.49	\$7.49
Qty 50	\$7.39	\$7.39	\$7.39
Qty 200	\$5.78	\$5.78	\$5.78

### 800 Series

- Fits standard pockets



ITEM#	8001.CEI	8002.CEI	8003.CEI
Type	Straight	Right	Left
Size	1/2" x 3/4"	1/2" x 3/4"	1/2" x 3/4"
Case Qty	100	100	100
Qty 1	\$12.99	\$12.99	\$12.99
Qty 50	\$12.82	\$12.82	\$12.82
Qty 200	\$12.41	\$12.41	\$12.41

### 800V Series

- Fits Vermeer Pro-Series stump grinder pockets



ITEM#	80011.CEI	80022.CEI	80033.CEI
Type	Straight	Right	Left
Size	1/2" x 3/4"	1/2" x 3/4"	1/2" x 3/4"
Case Qty	100	100	100
Qty 1	\$13.64	\$13.64	\$13.64
Qty 50	\$12.82	\$12.82	\$12.82
Qty 200	\$12.41	\$12.41	\$12.41

### Stump Grinder Teeth

- Each tooth features a tungsten carbide tip
- Pocket does not need to be removed to change teeth - simply loosen the bolts, remove existing teeth, replace with new teeth, and re-torque the bolts to 220 - 225 ft lbs

### Pockets

- Countersunk Pockets



ITEM#	5004.CEI	5005.CEI	8008.CEI	8009.CEI
Type	500 Series	500 Series	800 Series	800 Series
Fits	1/2" x 1/2"	1/2" x 1/2"	1/2" x 3/4"	1/2" x 3/4"
Case Qty	50	50	50	50
Qty 1	\$14.69	\$14.69	\$14.69	\$14.69
Qty 25	\$14.25	\$14.25	\$14.25	\$14.25
Qty 50	\$13.81	\$13.81	\$13.81	\$13.81

ITEM#	8014.CEI
Type	S-Pro Series
Fits	1/2" x 3/4"
Case Qty	50
Qty 1	\$13.64
Qty 25	\$13.23
Qty 50	\$12.82
Qty 100	\$12.41

ITEM#	8015.CEI
Type	Uni-Series
Fits	1/2" x 3/4"
Case Qty	48
Qty 1	\$13.64
Qty 25	\$13.23
Qty 48	\$12.82

10% Savings  
on Case Qty!



### Dual 800 Series

- Cutting edge on both ends - 2 teeth in one

10% Savings  
on Case Qty!



ITEM#	8206.CEI	8207.CEI	8208.CEI	8209.CEI
Type	Left	Straight Left	Right	Straight Right
Size	1/2" x 3/4"	1/2" x 3/4"	1/2" x 3/4"	1/2" x 3/4"
Case Qty	50	50	50	50
Qty 1	\$22.04	\$22.04	\$22.04	\$22.04
Qty 25	\$21.38	\$21.38	\$21.38	\$21.38
Qty 50	\$20.72	\$20.72	\$20.72	\$20.72

### Gladiator

- Fits Vermeer Pro-Series stump grinder pockets
- Ideal for high HP machines



ITEM#	9006A.CEI	90061.CEI
Type	Bent	Straight
Size	1/2" x 3/4"	1/2" x 3/4"
Case Qty	50	50
Qty 1	\$6.29	\$6.29
Qty 25	\$6.10	\$6.10
Qty 50	\$5.91	\$5.91

### S-Pro Series

- Use anywhere on wheel
- Fits S-Pro pockets, Vermeer Pro Series pockets, and 3/4in. size pockets



ITEM#	8011.CEI	8012.CEI	8013.CEI
Type	Straight	Right	Left
Size	1/2" x 3/4"	1/2" x 3/4"	1/2" x 3/4"
Case Qty	100	100	100
Qty 1	\$13.64	\$13.64	\$13.64
Qty 25	\$13.23	\$13.23	\$13.23
Qty 50	\$12.82	\$12.82	\$12.82
Qty 100	\$12.41	\$12.41	\$12.41

### Square Series

- Fits S-Pro pockets, Vermeer Pro Series pockets, and 3/4in. size pockets
- Nut included



ITEM#	64031.CEI	64051.CEI
Type	Straight	Straight
Size	2-1/2"	2-7/8"
Case Qty	100	100
Qty 1	\$11.54	\$11.54
Qty 25	\$11.19	\$11.19
Qty 50	\$10.85	\$10.85
Qty 100	\$10.50	\$10.50



### Stump Grinder Teeth

- 3-position indexable - just loosen, turn, and tighten for a fresh sharp edge
- No pocket, bolts, or allen wrenches needed

### Black Series

- Ideal for regular soil



ITEM#	786403.DOS
Type	Black
Included	Left, Right, Straight Teeth
Qty 1	\$58.49
Qty 25	\$57.32
Qty 50	\$56.15
Qty 100	\$54.98

### Gold Series

- Ideal for rocky soil



ITEM#	786461.DOS
Type	Gold
Included	Left, Right, Straight Teeth
Qty 1	\$73.99
Qty 25	\$72.51
Qty 50	\$71.03
Qty 100	\$69.55

### Red Series

- Ideal for sandy or clay soil



ITEM#	786462.DOS
Type	Red
Included	Left, Right, Straight Teeth
Qty 1	\$58.49
Qty 25	\$57.32
Qty 50	\$56.15
Qty 100	\$54.98

### Tomahawk Series

- Ideal for regular or rocky soil
- Ideal for stump grinders from 25HP - 180HP+



ITEM#	T98L	T98R	T98S
Type	Left	Right	Straight
Qty 1	\$16.29	\$16.29	\$16.29
Qty 25	\$15.76	\$15.76	\$15.76
Qty 50	\$15.44	\$15.44	\$15.44
Qty 100	\$15.13	\$15.13	\$15.13



### Stump Grinder Teeth

- Fits DK2 model # OPG777 and Power King model # PK0803
- Cast holder with dual bolt pattern to eliminate rotation
- Performance manufactured with carbide cutting plates
- Fits cutting wheel exact with anti-rotational cast wheel ledge

### DK2 Series

ITEM#	OPG77723	OPG77722	OPG77721
Type	Straight	Left	Right
Includes	Hardware	Hardware	Hardware
Qty 1	\$16.99	\$16.99	\$16.99
Qty 25	\$16.65	\$16.65	\$16.65
Qty 50	\$16.31	\$16.31	\$16.31
Qty 100	\$15.97	\$15.97	\$15.97

ITEM#	OPG77769
Type	Complete Set
Includes	Qty 3 OPG77721, Qty 3 OPG77722, Qty 3 OPG77723, Qty 18 Bolts, Washers, and Nuts
Qty 1	\$139.99
Qty 4	\$137.19
Qty 8	\$134.39
Qty 12	\$131.59



## SANDING & ABRASIVES

GNE offers a collection of top-quality sanding accessories designed to deliver exceptional performance and durability. Achieve smooth and flawless surfaces with precision-engineered sanding products, perfect for smoothing wood, metal, and intricate curves.

**VIRGINIA  
ABRASIVES**

### ORBITAL SANDING PRODUCTS

FREE  
SHIPPING



- FLOOR MAINTENANCE PADS
- MESH SCREEN SHEETS

**VIRGINIA  
ABRASIVES**

### SANDING ABRASIVE SHEETS

FREE  
SHIPPING



- GENERAL PURPOSE
- PSA
- ALUMINUM OXIDE
- QUICKSAND
- MESH

**VIRGINIA  
ABRASIVES**

### DISCS & DRIVE PLATES

FREE  
SHIPPING



- EDGER DISCS
- QUICKSAND ABRASIVE DISCS
- MESH SCREEN DISCS
- SANDING DISCS
- SANDPAPER DRIVE PLATES

**VIRGINIA  
ABRASIVES**

### EXPANDING DRUM BELTS

FREE  
SHIPPING



- PAPER BELTS
- CLOTH BELTS

**VIRGINIA  
ABRASIVES**

### ROLLS

FREE  
SHIPPING



- CLOTH SHOP
- ALUMINUM OXIDE PAPER

**VIRGINIA  
ABRASIVES**

### POLISHING DISCS & DRYWALL ABRASIVES

FREE  
SHIPPING



- DRYWALL DUSTLESS
- GOLD HOOK & LOOP

**VIRGINIA  
ABRASIVES**

### BELTS

FREE  
SHIPPING



- PORTABLE BELTS

**NORTON clipper**

### FLOOR MAINTENANCE PADS



- ROUND
- BUFFERS
- SCRUBBERS
- STRIPPERS

**NORTON clipper**

### ABRASIVES



- RED HEAT SHEETS & DISCS
- DURITE BELTS, DISCS & SHEETS

SCAN THE QR CODE OR VISIT [WWW.GNEDI.COM/SANDING-ACCESSORIES](http://WWW.GNEDI.COM/SANDING-ACCESSORIES)  
to see the full product offering & to order.



SEE OUR FULL ASSORTMENT OF PRODUCTS ONLINE AT [WWW.GNEDI.COM](http://WWW.GNEDI.COM)



## CORE DRILL BITS, BLADES, & GRINDER TOOLING

GNE offers an extensive range of cutting-edge core drill bits, saw blades and grinder tooling that meet the most demanding challenges. These products deliver superior precision, ensuring exceptional results on every project.

**VIRGINIA  
ABRASIVES**

**NORTON clipper**

### CORE DRILL BITS



- PREMIUM CORE BITS
- FITS VIRGINIA ABRASIVES CORE DRILLS



- REINFORCED CORE BITS
- FITS NORTON CLIPPER CORE DRILLS

**VIRGINIA  
ABRASIVES**

### FLOOR GRINDER TOOLS



- CONCRETE SCRAPERS
- TUNGSTEN CARBIDE ABRASIVES
- GRINDING HEADS
- CUBOIDS
- HEXAGONS
- ARROWS & STARS
- DOTS
- DIAMOND

**VIRGINIA  
ABRASIVES**

### ANGLE GRINDER TOOLS



- GRINDING CUPS
- ZIRCONIA DISCS
- TUNGSTEN CARBIDE DISC
- RESIN FIBER
- BONDED ABRASIVE WHEELS
- DISCS FOR METAL
- WIRE CUP BRUSHES

**VIRGINIA  
ABRASIVES**

### CONCRETE SAW BLADES




- GENERAL PURPOSE
- MULTI-PURPOSE
- WET/DRY
- MARBLE/CERAMIC
- GRANITE/MARBLE



- GENERAL PURPOSE
- ASPHALT & CONCRETE

**BRAVE**

### CONCRETE SAW BLADES



- ASPHALT/GREEN
- MULTI-PURPOSE
- CONCRETE/MASONRY
- FITS BRAVE CONCRETE CUTTERS

**BRAVE**

### FLOOR STRIPPER BLADES



- STRAIGHT
- CEMENT ONLY
- WOOD ONLY
- FITS BRAVE FLOOR STRIPPERS

**VIRGINIA  
ABRASIVES**

**BRAVE**

### POWER TROWEL BLADES



- COMBO BLADE SETS

SCAN THE CORRESPONDING QR CODE OR VISIT [WWW.GNEDI.COM](http://WWW.GNEDI.COM)  
to see the full product offering & to order.



## diamondgrip™ Pull Cord Handle & Kits

- Kit Combines two products for the ultimate starter handle and cord solution
- Includes a diamondgrip™ handle with diamondcord™
- Crafted from high-strength, impact- and corrosion-resistant engineered resin, making it ideal for demanding outdoor and marine environments
- Small or large handle options for 2- and 4-cycle engines
- Lifetime guarantee



Made in the USA



Buy 15 Kits & Get a Discount and Free Countertop Display\*



\* Countertop display only available for handle/cord kits.

ITEM #	Kit Description	Cord Size	Handle Color	Retail	Qty 1	Qty 15
DGS2840SB.DIA	Small Handle w/ diamondcord™	40in. x 2.8mm	Silver & Black	\$11.99	\$7.79	\$7.01
DGS2840OB.DIA	Small Handle w/ diamondcord™	40in. x 2.8mm	Orange & Black	\$11.99	\$7.79	\$7.01
DGS2840B.DIA	Small Handle w/ diamondcord™	40in. x 2.8mm	Black	\$11.99	\$7.79	\$7.01
DGL3292SB.DIA	Large Handle w/ diamondcord™	92in. x 3.2mm	Silver & Black	\$16.49	\$10.72	\$9.65
DGL3292OB.DIA	Large Handle w/ diamondcord™	92in. x 3.2mm	Orange & Black	\$16.49	\$10.72	\$9.65
DGL3292B.DIA	Large Handle w/ diamondcord™	92in. x 3.2mm	Black	\$16.49	\$10.72	\$9.65

ITEM #	Description	Handle Color	Retail	Qty 1	Qty 10
DGSSBM.DIA	Small Handle / No Cord	Silver & Black	\$6.99	\$4.54	\$4.32
DGS0BM.DIA	Small Handle / No Cord	Orange & Black	\$6.99	\$4.54	\$4.32
DGSBM.DIA	Small Handle / No Cord	Black	\$6.99	\$4.54	\$4.32
DGLSBM.DIA	Large Handle / No Cord	Silver & Black	\$9.99	\$6.49	\$6.17
DGLOBM.DIA	Large Handle / No Cord	Orange & Black	\$9.99	\$6.49	\$6.17
DGLBM.DIA	Large Handle / No Cord	Black	\$9.99	\$6.49	\$6.17



DGS0BM.DIA



DGLSBM.DIA



## diamondlace™ Replacement Shoe Laces

- Five times stronger than steel, providing long-lasting performance that surpasses traditional laces
- Maintains the flexibility of regular laces, ensuring comfort and ease of use
- Resistant to corrosion, abrasion, chemicals, and fire up to 700 degrees
- Eliminates potential tripping hazards
- Lifetime guarantee



Made in the USA



ITEM #	Color	Length	Retail	Qty 1	Qty 10
DL045BRO.DIA	Brown	45in.	\$11.99	\$7.79	\$7.40
DL045BLK.DIA	Black	45in.	\$11.99	\$7.79	\$7.40
DL054BRO.DIA	Brown	54in.	\$12.99	\$8.44	\$8.02
DL054BLK.DIA	Black	54in.	\$12.99	\$8.44	\$8.02
DL063BRO.DIA	Brown	63in.	\$13.99	\$9.09	\$8.64
DL063BLK.DIA	Black	63in.	\$13.99	\$9.09	\$8.64
DL072BRO.DIA	Brown	72in.	\$14.99	\$9.74	\$9.26
DL072BLK.DIA	Black	72in.	\$14.99	\$9.74	\$9.26
DLFR084BRO.DIA	Brown	84in.	\$15.99	\$10.39	\$9.87
DLFR084BLK.DIA	Black	84in.	\$15.99	\$10.39	\$9.87



## diamondcord™ Spool

- Designed to outperform and outlast standard nylon pull cords
- Resistant to corrosion, abrasion, chemicals and heat up to 600 degrees
- Light enough to float
- 58 times the durability and an impressive 1,500 lb. breaking strength
- Pull cord for lawn mowers, generators, snow blowers, chainsaws & more



ITEM #	Thickness	Retail	Qty 1	Qty 10
DC28100.DIA	2.8mm x 100ft. / 30 M.	\$69.99	\$45.49	\$43.22
DC32100.DIA	3.2mm x 100ft. / 30 M.	\$79.99	\$51.99	\$49.39
DC36100.DIA	3.6mm x 100ft. / 30 M.	\$89.99	\$58.49	\$55.57
DC55100.DIA	5.5mm x 100ft. / 30 M.	\$179.99	\$116.99	\$111.14



Made in the USA

## diamondrope™ Utility Rope

- A general-purpose utility rope built for ultimate durability and strength, surpassing standard fibers like kevlar, nylon, polyester, or para-cord
- 1,000-lb. breaking strength and resistance to chemicals, UV, corrosion, and cuts
- Water-resistant and light enough to float



ITEM #	Thickness	Retail	Qty 1	Qty 10
DRGP10018.DIA	3.0mm / 1/8in.	\$79.99	\$51.99	\$49.39
DRGP10014.DIA	6.0mm / 1/4in.	\$119.99	\$116.99	\$111.14



**NEW**  
**ARRIVALS**

## diamondcord™ Recoil Quarter Pallet Display

- Store floor display for diamond cord and diamond grip handles
- Includes four cases of pre-cut diamond cord, each in a 10-ft. length, covering four sizes: 2.8mm, 3.2mm, 3.6mm, and 5.5mm.
- Features three styles of diamond grip handles in small, large, and max sizes
- Each size comes in three color combinations—silver and black, orange and black, and red and black
- Small grips feature 40-in., 2.8mm cords, while the large grips include 92-in., 3.2mm cords. The max grips have 92-in., 3.6mm cords
- Each grip style packed in cases of 7 or 8, depending on the size



**HOT BUYS**

ITEM #	Description	List	DEALER	Qty 1
DGDC109DISP	DiamondCord® Quater Pallet Display	\$1,688	<b>\$1,013</b>	<b>\$847</b>

### Replacement Packs for Recoil Display

ITEM #	Description	Cord Size	Case Qty	List	Qty 1
DC28010PK10	diamondcord® Pre-Cut, Cord Only	2.8mm x 10ft.	10	\$119.90	<b>\$71.94</b>
DC32010PK10	diamondcord® Pre-Cut, Cord Only	3.2mm x 10ft.	10	\$124.90	<b>\$74.94</b>
DC36010PK10	diamondcord® Pre-Cut, Cord Only	3.6mm x 10ft.	10	\$129.90	<b>\$77.94</b>
DC55010PK10	diamondcord® Pre-Cut, Cord Only	5.5mm x 10ft.	10	\$209.90	<b>\$125.94</b>
DGS2840SB8	Small diamondgrip®, Silver & Black	40in. x 2.8mm	8	\$95.92	<b>\$57.55</b>
DGS2840OB8	Small diamondgrip®, Orange & Black	40in. x 2.8mm	8	\$95.92	<b>\$57.55</b>
DGS2840RB8	Small diamondgrip®, Red & Black	40in. x 2.8mm	8	\$95.92	<b>\$57.55</b>
DGL3292SB8	Large diamondgrip®, Silver & Black	92in. x 3.2mm	8	\$131.92	<b>\$79.15</b>
DGL3292OB8	Large diamondgrip®, Orange & Black	92in. x 3.2mm	8	\$131.92	<b>\$79.15</b>
DGL3292RB8	Large diamondgrip®, Red & Black	92in. x 3.2mm	8	\$131.92	<b>\$79.15</b>
DGM3692SB7	Max diamondgrip®, Silver & Black	92in. x 3.6mm	7	\$139.93	<b>\$83.96</b>
DGM3692OB7	Large Handle w/ diamondcord™	92in. x 3.6mm	7	\$139.93	<b>\$83.96</b>
DGM3692RB7	Small Handle w/ diamondcord™	92in. x 3.6mm	7	\$139.93	<b>\$83.96</b>



Insert Tray fits into display



**NEW**  
**ARRIVALS**

## diamondlace™ Quarter Pallet Display

- Store floor display for diamondlace replacement shoe laces
- Includes 10 insert trays of 10 bulk retail packaged laces of each SKU, including five sizes of black and five sizes of brown laces per pallet
- Available sizes include 45-in., 54-in., 63-in., 72-in., and 84-in.



**HOT BUYS**

ITEM #	Description	List	DEALER	Qty 1
DL100DISP	DiamondLace® Quater Pallet Display	\$1,400	<b>\$840</b>	<b>\$737</b>

### Replacement Packs for diamondlace Display

ITEM #	Color	Length	Case Qty	List	Qty 1
DL045BROPK10	Brown	45in.	10	\$119.90	<b>\$71.94</b>
DL045BLKPK10	Black	45in.	10	\$119.90	<b>\$71.94</b>
DL054BROPK10	Brown	54in.	10	\$129.90	<b>\$77.94</b>
DL054BLKPK10	Black	54in.	10	\$129.90	<b>\$77.94</b>
DL063BROPK10	Brown	63in.	10	\$139.90	<b>\$83.94</b>
DL063BLKPK10	Black	63in.	10	\$139.90	<b>\$83.94</b>
DL072BROPK10	Brown	72in.	10	\$149.90	<b>\$89.94</b>
DL072BLKPK10	Black	72in.	10	\$149.90	<b>\$89.94</b>
DLFR084BROPK10	Brown	84in.	10	\$159.90	<b>\$95.94</b>
DLFR084BLKPK10	Black	84in.	10	\$159.90	<b>\$95.94</b>



Insert Tray fits into display





### Hi Vis Safety Vests

#### Zipper Economy Mesh with Pockets

- 100% polyester mesh
- AwareLite reflective trim
- Zipper front closure
- Mic tab on right shoulder
- 1 exterior left chest pocket with pencil stall
- 2 exterior waist pockets with hook & loop closure
- Type R, Class 2; Hi Vis Lime



ITEM #	Size	Retail	Qty 1	Qty 6
WEL61648HLLG.ERB	LG	\$7.71	<b>\$5.40</b>	<b>\$5.24</b>
WEL61649HLXL.ERB	XL	\$7.71	<b>\$5.40</b>	<b>\$5.24</b>
WEL61650HL2X.ERB	2X	\$7.71	<b>\$5.40</b>	<b>\$5.24</b>
WEL61651HL3X.ERB	3X	\$7.71	<b>\$5.40</b>	<b>\$5.24</b>



### Hi Vis Short Sleeve Shirts

#### Birdseye Knit Mesh with Pocket

- 100% polyester birdseye knit mesh
- Segmented reflective tape
- Moisture wicking
- Left chest pocket
- Black bottom to mask grease and grime
- Type R, Class 2; Hi Vis Lime



ITEM #	Size	Style	Retail	Qty 1	Qty 6
WEL62283LBXL.ERB	XL	Short Sleeve	\$26.94	<b>\$18.86</b>	<b>\$18.29</b>
WEL62284LB2X.ERB	2X	Short Sleeve	\$26.94	<b>\$18.86</b>	<b>\$18.29</b>
WEL62285LB3X.ERB	3X	Short Sleeve	\$26.94	<b>\$18.86</b>	<b>\$18.29</b>



### Steel Toe Boots

#### DryPro® Industrial Purpose

- Made of a regrid PVC compound and features a lightweight EVA foam insole
- Comfortable, waterproof vanguard design
- Easily remove boot with the opposite foot
- Textile lining for added all-day comfort
- Multitack, oil resistant anti-slip sole
- Steel toe complies with ASTM
- Black
- General use solution for the food processing industry as well as agriculture, construction, and farm & ranch



ITEM #	Size	Retail	Qty 1	Qty 6
WMXP0S4N027.ERB	US09/EU41	\$32.45	<b>\$22.71</b>	<b>\$22.03</b>
WMXP0S4N028.ERB	US10/EU42	\$32.45	<b>\$22.71</b>	<b>\$22.03</b>
WMXP0S4N029.ERB	US11/EU43	\$32.45	<b>\$22.71</b>	<b>\$22.03</b>
WMXP0S4N030.ERB	US12/EU44	\$32.45	<b>\$22.71</b>	<b>\$22.03</b>



### ProChaps™ Series

#### Forestry Chaps

- Features Polar™ fiber composition, which effectively jams a chain saw in seconds if it makes contact
- Smart asymmetrical design; extended protection on left side of legs, where most injuries occur
- Apron style design with quick-release buckles for waist and legs
- 420 denier
- Tested and certified by Underwriter Laboratories in accordance with ASTM F1414 and meets ASTM Standard



ITEM #	Size	Retail	Qty 1	Qty 6
WELJE90233.ERB	33in. Length from Waist	\$92.00	<b>\$69.00</b>	<b>\$66.93</b>
WELJE90236.ERB	36in. Length from Waist	\$92.00	<b>\$69.00</b>	<b>\$66.93</b>



### INTERLIGHT.ERB

#### Interlagos Light Ear Defender Earmuffs

- Ear muffs with synthetic foam padded ABS cups
- High flexibility ABS arms and cups
- Adjustable height
- Tilttable headband provides adjustable positioning for a personalized fit
- NRR 26 Db



Retail: \$11.65  
Qty 1: **\$8.14**  
Qty 6: **\$7.90**



### Avion™ Safety Eyewear

#### Unitary Lens Spectacle

- Wraparound, uni-lens design
- Soft, flexible nose bridge and pads
- Soft, rubber temple tips keeps eyewear comfortable and secure
- Offers full panoramic view and excellent side protection



WELSG18C.ERB



WELSG18G.ERB

ITEM #	Color	Retail	Qty 1	Qty 6
WELSG18C.ERB	Clear w/Red Tips	\$6.13	<b>\$4.29</b>	<b>\$4.16</b>
WELSG18G.ERB	Gray w/Red Tips	\$6.18	<b>\$4.33</b>	<b>\$4.20</b>



Retail: \$34.59  
Qty 1: \$24.21  
Qty 6: \$23.49

### CONICPL2000R.ERB Hi Viz Uncorded Ear Plugs

- Ergonomic design for more comfort with DELTA EASYFIT integrated system for easier insertion in the ear canal
- Hi Viz Orange
- Disposable, uncorded
- Dispenser box of 200 pairs



Retail: \$60.71  
Qty 1: \$42.50  
Qty 6: \$41.23

### CONICCOPL2000R.ERB Hi Viz Corded Ear Plugs

- Ergonomic design • Hi Viz Orange
- Disposable, corded
- Dispenser box of 200 pairs



Retail: \$5.92  
Qty 1: \$4.14  
Qty 6: \$4.02

### WEL19111WH.ERB White Bump Cap

- 4-point injection-molded suspension
- Does not meet ANSI/ISEA Z89.1 requirements
- Pin Lock sizing adjusts from head sizes 6.5 - 7.75
- Moisture-wicking brow pad is easily removable for replacement or washing
- Perforated sides allow cross ventilation for maximum air circulation
- Not a hard hat



Retail: \$19.16  
Qty 1: \$13.41  
Qty 6: \$13.01

### WEL19431WH.ERB White Americana® Vent Full Brim Cap

- New black 4-point woven nylon suspension
- Accommodates 2-point chin strap
- Slide-Lock or Mega Ratchet size adjustment for head sizes 6.5 - 8
- Moisture-wicking brow pad is easily removable for replacement or washing
- Meets the low temperature (LT) option of the Z89.1 standard
- Goggle retaining slots on suspension



### Cut and Impact Resistant Gloves High Performance Polyethylene

- PVC reinforcement on back and fingertips.
- Smooth Nitrile coating/foam Nitrile on palm and fingertips
- Embossed inside reinforcement on palm
- Kevlar® thread on all the seams
- Flexible reinforcements for better protection against impact and pinching
- Reduced discomfort at wrist during prolonged use
- Washable
- Yellow/Gray/Black



### Cowhide Leather Gloves Full Grain Leather

- Cowhide full grain leather
- American assembly
- Natural color
- All day comfort



ITEM #	Size	Retail	Qty 1	Qty 6
VV910JA09.ERB	LG (9)	\$30.83	\$21.58	\$20.94
VV910JA10.ERB	XL (10)	\$30.83	\$21.58	\$20.94

ITEM #	Size	Retail	Qty 1	Qty 6
FBN4909.ERB	LG (9)	\$8.31	\$5.82	\$5.64
FBN4910.ERB	XL (10)	\$8.31	\$5.82	\$5.64



**MORE SAFETY HATS, GLOVES,  
& OTHER PRODUCTS ONLINE!**

**SCAN THE CODE  
TO SEE THE WHOLE LINE!**





## Hard Floor & Carpet Chemical Cleaners

- Hard floor chemical cleaners used for finishing, revitalizing, and up-keep
- Powerful carpet cleaning chemicals for use with and without carpet extractors
- Sold by the case



ITEM#	Type	Size	Description	Application	Case Qty	Retail	Qty 1	Qty 4
12014.SHP	Chemstrip	Gallon	Floor finish emulsifier and stripper, use with or without a machine	Hard Floor; Auto Scrubber	4	\$85.00/Case	\$71.00/Case	\$67.00/Case
12015.SHP	Polytreat	Gallon	Floor revitalizer for the in.wet floorin. look, no stripping needed, compatible with all types of flooring	Hard Floor; Electric Burnisher	4	\$79.40/Case	\$54.20/Case	\$52.03/Case
12020.SHP	Damp Mop	Gallon	High-concentrate, neutral pH, non-butyl cleaner, Up-keep flooring without dulling shine, lemon fragrance	Hard Floor; Mop or Auto Scrubber	4	\$71.00/Case	\$37.40/Case	\$35.90/Case
625041SA.SHP	Spraymister 1000	Gallon	Quickly restore that in.wet floor lookin. you once had	Hard Floor; Electric Burnisher	4	\$125.60/Case	\$71.00/Case	\$68.16/Case
11001.SHP	Marvel	Quart	All-in-one cleaner: Release dirt & oil, defoaming agent, fragrance	Carpet; Carpet Extractors	12	\$124.20/Case	\$60/Case	\$57.60/Case
13001.SHP	Marvel	1/2 Gallon	All-in-one cleaner: Release dirt & oil, defoaming agent, fragrance	Carpet; Carpet Extractors	6	\$87.90/Case	\$41.44/Case	\$40.20/Case
12001.SHP	Marvel	Gallon	All-in-one cleaner: Release dirt & oil, defoaming agent, fragrance	Carpet; Carpet Extractors	4	\$104.60/Case	\$52.00/Case	\$49.92/Case
11002.SHP	Pre-Clean	Quart	Heavy-traffic area cleaner: eliminate deep stains, must rinse clean	Carpet: Without Machine	12	\$112.20/Case	\$63.10/Case	\$60.00/Case
16003.SHP	Spotter	Aero-sol Can	Petroleum based stain eliminator: remove grease, makeup, etc.	Carpet: Without Machine	12	\$238.20/Case	\$124.80/Case	\$119.81/Case
18005X.SHP	Urine RX	Pint	High odor areas: eliminates fats, proteins, and cellulose	Carpet: Without Machine	12	\$112.20/Case	\$67.50/Case	\$67.50/Case
11005X.SHP	Urine RX	Quart	High odor areas: eliminates fats, proteins, and cellulose	Carpet: Without Machine	12	\$157.56/Case	\$85.08/Case	\$81.68/Case
17007.SHP	Juice Buster	Pint	Stain remover: remove food spills and dyes	Carpet: Without Machine	12	\$137.40/Case	\$68.64/Case	\$65.89/Case



## Tent Chemical Cleaners

- Powerful tent cleaning chemicals for use with or without pressure washers
- Sold by the case



ITEM#	Type	Size	Description	Application	Case Qty	Retail	Qty 1	Qty 4
12011.SHP	Tent Cleaner	Gallon	General cleaner	Pressure Washer	4	\$79.80/Case	\$54.20/Case	\$52.03/Case
12010T.SHP	Blitz - Tent	Gallon	Mildew remover	No Machine	4	\$79.80/Case	\$54.20/Case	\$52.03/Case





## Pressure Washer Chemical Cleaners

- Residential and commercial-grade pressure washing chemicals
- Sold by the case



ITEM#	Type	Size	Description	Application	Case Qty	Retail	Qty 1	Qty 4
12008.SHP	Crest	Gallon	All purpose cleaner, safe on all hard surfaces (excluding hard wood flooring)	Pressure Washer	4	\$75.00/Case	\$48.00/Case	\$46.08/Case
12009.SHP	LB-60	Gallon	Commercial-grade, for use on heavy equipment, removes black machine and food grease	Pressure Washer	4	\$71.00/Case	\$37.40/Case	\$35.90/Case
12010AR.SHP	Blitz	Gallon	Mildew remover, safe on hard wood	Low PSI Pressure Washer	4	\$71.00/Case	\$37.40/Case	\$35.90/Case



## Orange Goop Multi-Purpose Hand Cleaner

- Citrus solvent made with or without fine American pumice scrubbers
- Helps get dirt, grease, paint, ink, tar, and much more out from under nails, yet keeps hands soft
- Non-toxic and biodegradable
- Removes dirt and grime from hands or face, and cleans leather, vinyl, woodwork, tile floors, and more
- Use in kitchens, garages, bathrooms, and anywhere that needs tough cleaning power
- Made in the USA



16OZ NO PUMICE



16OZ W/PUMICE



GALLON



RUFF TOWEL

## HOT BUYS

ITEM#	Description	Case Qty	Retail	DEALER	Qty 1
44.GOOP	16 oz Orange Goop (No Pumice) Squeeze Bottle	12	\$48.00/Case	\$33.48/Case	\$25.00/Case
549.GOOP	16 oz Orange Goop (With Pumice) Squeeze Bottle	12	\$48.00/Case	\$33.48/Case	\$25.00/Case
46.GOOP	Gallon Orange Goop with Pump and Pumice	4	\$56.00/Case	\$48.56/Case	\$35.00/Case
950.GOOP	Orange Goop Ruff Towel, 72 Count	6	\$102/Case	\$68.58/Case	\$50.00/Case



## Storm Multi-Purpose Cleaner

- Multi-surface application
- Great for cleaning heavily soiled finished floors
- Free-rinsing, non-dulling and low foam
- Removes soap scum from walls, sinks, tubs, and more
- Slip-resistant - UL-classified
- Gallon, Sold in Cases - Qty 4/Case



ITEM#	Retail	Qty 1	Qty 4
201950002	\$37.76/Case	\$25.25/Case	\$24.50/Case



## Blue Concentrate Cleaner/Degreaser

- Mild pH (9.1 in dilution) - great for cleaning heavily soiled finished floors
- Free-rinsing, non-dulling and low foam
- Removes soap scum from walls, sinks, tubs, and more
- Slip-resistant - UL-classified
- Gallon, Sold in Cases - Qty 4/Case



ITEM#	Retail	Qty 1	Qty 4
201950004	\$64/Case	\$41.40/Case	\$39.74/Case



## NITRILE-L/NITRILE-XL Latex-Free Gloves

- Non-sterile, Latex-free and powder-free
- Ambidextrous
- Textured finger tips
- Beaded cuff made of 100% Synthetic Nitrile
- Offers good water and oil resistance, chemical resistance, and grip
- **Packed 100 per box**



ITEM#	Size	Retail	SPECIAL
NITRILE-L	Large	\$19.99	<b>\$14</b>
NITRILE-XL	Extra-Large	\$19.99	<b>\$14</b>



## 32 oz Bottle w/Spray Trigger

- For use with Essential Cleaners



ITEM#	Description	Retail	SPECIAL
201950001	32 oz Spray Bottle	\$5.00	<b>\$2.75</b>



Retail: \$101.94/Case  
Qty 1: **\$80.00/Case**  
Qty 4: **\$77.60/Case**

## 143586 Disposable Shop Towels

- Strong, absorbant and soft
- Multi-purpose
- Made with 25% recycled fibers
- **Sold in cases of 6**



Retail: \$16.10  
Qty 1: **\$10.25**

## 81215.ERB Liquid Resistant Shop Apron

- 100% nylon with 65/35 poly/cotton twill binding
- Low density 420 Denier nylon packcloth with urethane coating
- Economy loop neck, no pockets
- Long 36in. finished ties
- Reinforced stress points
- 34in. L x 26in. W



Retail: \$59.99  
QTY 1: **\$35.99**  
QTY 4: **\$34.91**

## 41368 Bolt Cutters

- Ideal for job sites, farms, and ranches
- 1in. jaw opening
- 36in. handles
- High quality steel with heat treated jaws for durability



Retail: \$74.99  
**SPECIAL: \$49.00**

## W89729.PER Performance Tool Leak Down Test Kit

- Quickly diagnoses internal engine problems like bad rings, valves, and leaking head gaskets
- More accurate than standard compression tests
- Dual 2-1/2 in. gauges have chrome bezels and rugged protective outer boots
- Compression gauge reads 0-140psi and 0-10 bar. Leakage gauge reads 0-100 percent
- Pressure-regulated manifold, with quick couplers, 24 in. long 14mm flex hose
- Also includes 10mm, 12mm, and 18mm thread adapters for most gas engine applications
- Includes blow-molded storage case with removable lid



Retail: \$73.00  
Dealer: \$53.73  
Qty 1: **\$49.00**

## 22370002 Mechanics Stool

- 14in. dia. x 2 5/8in. thick high-density, foam-padded seat top swivels a full 360 degree to provide easy access from any angle
- Moves smoothly on five 3in. ball bearing swivel casters, 2 with brake
- Heavy-duty polished chrome frame adds style with durability
- Heavy-duty 16.9in. dia. base





## Freeze Your Nuts Off Penetrating Lubricant

- Immediately freezes and shrinks seized and corroded nuts, bolts, pins, hinges, and studs, allowing the lubricant to penetrate and loosen the toughest applications
- For use in demanding applications including rusted manifold bolts, exhaust flanges, and more
- 360 degree spray valve allows for use in any position
- 9 oz aerosol can
- **Sold in Cases - Qty 12/Case**



**FREEZE YOUR  
NUTS™ OFF**

ITEM#	Retail	Qty 1	Qty 4
ACFYNO-492545.BULL	\$239.76/Case	\$189.60/Case	\$182.02/Case



## Multi-Purpose Lithium Grease

- Economical multi-purpose grease with extreme pressure performance and a lithium/calcium mixed base thickener
- Suitable for normal temperature/speed conditions and service in contaminating environments
- Use for general applications
- 14oz, **Sold in Cases - Qty 10/Case**

ITEM#	Retail	Qty 1	Qty 4
PR127613	\$41.30/Case	\$27.50/Case	\$26.40/Case



## Motor Treatment Cleaner & Lubricant

- Helps clean, lubricate, control moisture and stabilize fuel for up to 2 years
- Cleans intake valves and chamber deposits
- Lubricates upper cylinders
- Works in gas and diesel applications
- Can be added to fuel tank or to crank case
- For all motor oils, conventional and synthetic
- **SF000016:** 16 oz aerosol can, **sold in case of 24**
- **SF000128:** 1 gallon can, **sold in case of 4**



ITEM#	Retail	Qty 1	Qty 4
SF000016	\$263.76/Case	\$200.00/Case	\$194.00/Case
SF000128	\$280.00/Case	\$203.29/Case	\$195.16/Case



## Red High Temp Lithium Grease

- High temp wheel bearing grease that is fully additive treated, rust and oxidation inhibited, and water soluble
- Suitable for use with a variety of severe duty automotive, trucking, industrial, mining and construction equipment
- Use for general applications
- 14oz, **Sold in Cases - Qty 10/Case**

ITEM#	Retail	Qty 1	Qty 4
PR127644	\$56.70/Case	\$36.30/Case	\$34.85/Case



## Super Concrete Dissolver

- A liquid compound specifically formulated to dissolve built up cement on tools and equipment
- Removes all types of cement, concrete, mortar, grout, and stucco, plus mineral deposits
- Safe to use on metals, equipment, wood, glass, or painted surfaces
- 100% biodegradable, non-corrosive, and odorless
- **Sold in cases**



ITEM#	Description	Retail/Case	Qty 1/ Case	Qty 4/ Case
LDISC-1028-22.BULL	22 oz Spray Bottle / (12)	\$239.76	\$188.28	\$180.75
LDIS-1028-1-G.BULL	1 Gallon / (4)	\$289.52	\$165.44	\$158.82
LDISG-005.BULL	5 Gallon / (1)	\$361.88	\$206.79	\$198.52



## Super Concrete Shield

- A heavy duty release agent designed to help protect and keep trucks and equipment clean and looking like new
- Easy to apply and durable
- Protects from rust, corrosion, and oxidation
- Non-corrosive and biodegradable
- **Sold in cases**



ITEM#	Description	Retail/Case	Qty 1/ Case	Qty 4/ Case
LSHIE-22.BULL	22 oz Spray Bottle / (12)	\$239.76	\$222.48	\$213.58
LSHIE-1GAL.BULL	1 Gallon / (4)	\$329.52	\$188.28	\$180.75
LSHIE-005.BULL	5 Gallon / (1)	\$411.88	\$235.35	\$225.94



## Orange Tar & Asphalt Remover

- Contains 70% d-Limonene - powerful aerosol cleaner
- Sprays on as a liquid but sets up as a thick, clinging gel - ideal for use on vertical surfaces
- Use for maximum cleaning on roofing tools, wood, construction equipment, trucks, masonry, concrete floors, transmissions, and more
- 14 oz aerosol can
- **Sold in Cases - Qty 12/Case**

ITEM#	Retail	Qty 1	Qty 4
18378.BULL	\$238.56/Case	\$203.64/Case	\$195.49/Case







MAG 1 supplies motor oils and lubricants that keep pace with today's engine demands and developments in the automotive and industrial equipment industries.



MAG61648



MAG00900



MAG63119



MAG00820



MAG60694



MAG00609



MAG60681



MAG69258



MAG62456



MAG00414



MAG02409



MAG00147



MAG00445



MAG00440

ITEM#	Description	Size/Qty	Retail/Case	Qty 1/ Case	Qty 4/ Case
MAG61648	Conventional 10W-30 Motor Oil	1 Quart / 6 per Case	\$35.94	\$19.80	\$19.01
MAG00900	Automatic Transmission Fluid	1 Quart / 6 per Case	\$30.36	\$20.76	\$19.93
MAG63119	Synthetic Universal 2-Cycle Oil	2.6 Oz. / 12 per Case	\$18.60	\$11.40	\$10.94
MAG00820	80W-90 Gear Oil	1 Quart / 6 per Case	\$64.92	\$24.00	\$23.04
MAG60694	Pressure Washer Pump Oil	1 Quart / 6 per Case	\$34.20	\$15.60	\$14.98
MAG00609	Marine TC-W3 2-Cycle Oil	1 Quart / 6 per Case	\$56.46	\$20.40	\$19.58
MAG60681	Universal Tractor Hydraulic Fluid	1 Gallon / 3 per Case	\$68.91	\$28.80	\$27.65
MAG69258	Bar & Chain Oil for Chain Saws	1 Quart / 6 per Case	\$45.36	\$34.02	\$32.99
MAG62456	Bar & Chain Oil for Chain Saws	1 Gallon / 3 per Case	\$72.69	\$32.10	\$30.82
MAG00414	Carb & Choke Cleaner	11 Oz. / 12 per Case	\$57.60	\$36.00	\$34.56
MAG02409	Brake Cleaner	15 Oz. / 12 per Case	\$59.88	\$33.60	\$32.26
MAG00147	Super Concentrated Fuel Injector Cleaner	12 Oz. / 12 per Case	\$42.24	\$19.20	\$18.43
MAG00445	Electric Motor Oil	14.5 Oz. / 12 per Case	\$85.80	\$64.80	\$62.21
MAG00440	Silicone Spray	10.5 Oz. / 12 per Case	\$81.60	\$60.00	\$57.60

## GREAT NORTHERN EQUIPMENT

20195 S. Diamond Lake Rd, Ste. 100

Rogers, MN 55374

(800) 822-0295



**USE PROMO CODE:  
PRO-FALL WHEN ORDERING**

Valid 8/1/25 - 10/31/25



\*PRICING/TYPOGRAPHICAL ERRORS: GNE reserves the right to correct any typographical or pricing errors on any/all print/electronic media. Prices are subject to change without notice. TERMS: Discount terms cannot be paid for by credit/debit card. AVAILABILITY: HOT BUY Prices are only valid while supplies last. QUALIFYING ORDERS: Unit quantity discounts to receive freight and term incentives is restricted to qualifying units. For questions, please contact our Inside Sales Team at 800-822-0295 Please note, if your order has Extraordinary delivery requirements it may necessitate an additional shipping fee. Island, mountain, and rural/remote location deliveries are subject to longer delivery times than normal, and additional fees and possible cancellation when outside our delivery zone.



**GREAT NORTHERN EQUIPMENT**  
20195 S. Diamond Lake Rd, Ste. 100  
Rogers, MN 55374  
(800) 822-0295

