

GNE

GREAT NORTHERN EQUIPMENT

Leading Manufacturer and
B2B Wholesale Distributor
of Top-Quality Outdoor Power
Equipment, Job Tools, Honda Engines,
and Parts

**PROGRAM
EXTENDED**
THROUGH
APRIL 30, 2025

Check out New Products for 2025!

2025 SPRING PROGRAM

- MULTI-LEVEL PRICING
- TERMS • HOT BUYS

*Wholesale for Rental
and Resellers*

 **ARA**
Associate Member



VISIT GNEDI.COM
to see our full online assortment of
OVER 75,000 PRODUCTS & PARTS

VALID THROUGH: **3/31/25**

PROMO CODE: **ARA**

THREE WAYS TO ORDER: gnedi.com | sales@gnedi.com | (800) 822-0295

TABLE OF CONTENTS

USE PROMO CODE: **ARA** WHEN ORDERING

Valid Through 03/31/25

BY CATEGORY

TREE CARE EQUIPMENT5
 Tree Care Equipment..... 5
LAWN & GARDEN.....12
 Garden Equipment..... 12
 Landscaping Equipment.....14
SEATS.....32
 Replacement Seats.....32
LED LIGHTING36
 LED Lights.....36
PUMPS39
 Trash & Semi-Trash.....39
 Extended Run & Transfer.....40
 Utility & Sump.....41
 Discharge Hoses.....42
 Hose Accessories.....42

TOWING & TRAILER PARTS..43
 Towing Equipment.....43
CONSTRUCTION.....50
 Concrete Equipment.....50
 Flooring & Roofing.....62
 Post Drivers.....65
 Post Pullers.....68
 Drywall & Cabinet Lifts.....69
 Skid Steer Attachments.....70
 Tractor Accessories.....72
HYDRAULICS74
 Power Packs.....74
AIR COMPRESSORS75
 Wheelbarrow & Pontoon.....75
 Portable.....76
 Compressor Accessories.....77

GENERATORS.....78
 Portable.....78
 Inverter & Open Frame.....79
PRESSURE WASHERS80
 Cold Water.....80
 Hot Water.....82
 Surface Cleaners & Access...85
SPRAYERS86
 ATV Mount & Tow-Behind.....86
 Replacement Pumps.....87
 Portable.....88
CLEANING & RESTORATION 89
 Air Cleaning Equipment.....89
 Air Movers.....90
PLUMBING.....91
 Drain Cleaners.....91
 Inspection Cameras.....94

TOOLS & SUPPLIES.....95
 Material Handling.....95
 Lifts.....99
 Fuel Containers.....100
 Automotive.....102
 Shop Presses.....105
 Stump Grinder Teeth.....106
 Sanding Supplies.....109
 Engine Pulls & Cords.....110
 Safety.....111
 Chemical Cleaners.....114
 Multi-purpose Cleaners.....115
 Shop Tools.....117
 Blades, Bits & Grinder Tools...120
 Removers & Lubricants.....121
 Oils & Fluids.....122

BY PRODUCT

Aerators.....20-21,24
 Air Compressors.....75-76
 Air Movers.....90
 Anti-Fatigue Mat.....117
 Bed Sculptor.....16
 Blower Buggy Carrier.....23
 Blowers.....19
 Bolt Cutter.....117
 Breaker Hammers.....61
 Broadcast Spreader.....22
 Brush Chippers.....7
 Brush Cutters.....10
 Chemicals.....114-115
 Compost Spreader.....25
 Concrete Cleaner/Protector.....122
 Concrete Hand Tools.....57
 Concrete Saws.....58-60
 Concrete Screeds.....53
 Concrete Vibrators.....53
 Core Drills.....57
 Crack Cleaner.....14
 Dethatchers.....15,22
 Drain Pipe Cleaners.....91-93
 Drywall Lifts.....69
 Earth Augers.....27-31
 Edgers.....14-15
 Engine Pulls & Cords.....110
 Floor Grinders.....62

Floor Machines.....63
 Floor Sanders.....63
 Floor Stripper.....62
 Fluid Containers.....100-101
 Folding Platforms.....99
 Garden Carts.....25
 Generators.....78-79
 Gloves.....113,116
 Grease Guns.....117
 Ground Protection Mats.....61
 Hand Cleaners.....116
 Hand Trucks.....96-97
 Hoses.....42,47
 Hose Reels & Carts.....26
 Hydraulic Power Packs.....73-74
 Hydraulic Presses.....105
 Hydraulic Lift Table Carts.....95
 Hydroxyl Generators.....89
 Industrial Fan.....90
 Infrared Thermometer.....117
 Inspection Cameras.....94
 Jacks.....102-104
 Lawn Rollers.....20
 Leaf Plow.....23
 Leak Down Test Kit.....117
 LED Lights.....36-38
 Lift.....99
 Log Lifters.....11

Log Splitters.....8-9
 Log Splitter Cover.....8
 Mixers.....50-52
 Motor Oil, Grease, Fluid.....121-123
 Moving Blanket.....99
 Moving Carts.....96
 Moving Straps.....99
 Mowers.....20
 Multimeter.....117
 Nail Guns.....64
 Ozone Generators.....89
 Pallet Jack.....98
 Plate Compactors.....54-55
 Plow.....14
 Post Drivers.....65-67
 Post Hole Digger.....25
 Post Pullers.....68
 Power Trowels.....56
 Pressure Washers.....80-85
 Pumps.....39-41
 Rake.....25
 Rebar Cutters.....61
 Rivet Spinner.....11
 Safety.....110-113
 Safety Barricade.....7
 Sanding Abrasives.....109
 Sawhorse.....11
 Seats.....32-35

Shingle Remover.....62
 Shop Tools.....118-119
 Skidding Arch.....11
 Skid Steer Attachments.....70-71
 Sod Cutter.....21
 Sod Kicker.....21
 Sprayers.....86-88
 Staple Guns.....64
 Stump Grinders.....5-7
 Stump Grinder Teeth.....106-108
 Sun Canopies.....24
 Tamping Rammers.....55
 Tillers.....12-13
 Towing Equipment.....43-49
 Tractor Steps.....72
 Transporter Tray.....24
 Trenchers.....15-18
 Trimmer.....14
 Truck Loaders.....10
 Utility Carts.....98
 Utility Tools.....110
 Wheel Dolly.....72
 Wire Installer.....15
 Wood Splitters, Manual.....9

PAYMENT TERMS

TOTAL	TERMS
< \$2,500	Net 30
\$2,501 - \$5,000	Net 60
\$5,001 - \$8,000	Net 90

TOTAL	TERMS
\$8,001 - \$12,000	Net 120
\$12,001 +	Net 150

NEW ONLINE PAYMENT PORTAL!

Learn more on page 4.

FREIGHT TERMS

FREIGHT PROGRAM



WEIGHT	FEDEX SMALL PACKAGE
1 - 15 lbs.	\$12.00
16 - 30 lbs.	\$25.00
31 - 50 lbs.	\$35.00
51 - 70 lbs.	\$45.00
71 - 99 lbs.	\$55.00
100 - 150 lbs.	\$75.00
MudMixer	FREE FREIGHT

SALES VALUE	LTL
\$1 - \$2,500	\$200.00
\$2,501 - \$5,000	8% of Total Invoice
\$5,001 - \$8,000	6% of Total Invoice
\$8,001 - \$12,000	4% of Total Invoice
\$12,000 +	FREE FREIGHT

Additional Fees*

Residential / Non-Dock / Limited Access Delivery:	\$100.00
Liftgate Fee:	\$75.00
Excess Length Charge:	\$150.00
High Freight Class:	\$150.00

*Fees are added to existing freight costs

***PRICING/TYPOGRAPHICAL ERRORS:** GNE reserves the right to correct any typographical or pricing errors on any/all print/electronic media. Prices are subject to change without notice. **TERMS:** Discount terms cannot be paid for by credit/debit card. **AVAILABILITY:** HOT BUY Prices are only valid while supplies last. **QUALIFYING ORDERS:** Unit quantity discounts to receive freight and term incentives is restricted to qualifying units. For questions, please contact our Inside Sales Team at 800-822-0295. Please note, if your order has Extraordinary delivery requirements it may necessitate an additional shipping fee. Island, mountain, and rural/remote location deliveries are subject to longer delivery times than normal, and additional fees and possible cancellation when outside our delivery zone.



Financing as low as 0% APR through Sheffield Financial on Brave, Iron & Oak, Dosko, and Maxim brand equipment!



(800) 822-0295
sales@gnedi.com





Great Northern Equipment Distributing, Inc. (in.GNEin.) is a leading manufacturer and B2B wholesale distributor of top-quality power equipment, professional and DIY job tools, Honda engines, and parts. Since we began in 1983, our commitment has been to understand our customers' businesses and work together to develop a complete product and support solution. We proudly serve independent resellers, co-ops, industrial supply stores, rental stores, automotive stores, big box retailers, and OEMs powered by Honda Engines.

Your Partner for Growth



Assortment

Quality Manufacturing and Sourcing

- Our consumer and commercial-grade products are renowned for their performance and durability. Our product development team carefully selects our assortment to meet customer expectations.

Strong In-Stock Positioning

- Stay ahead in a dynamic market with our strong in-stock positioning. We ensure a reliable and consistent supply to meet your immediate and ongoing needs.

Accessible Replacement Parts

- Minimize downtime and ensure operational continuity with quick access to replacement parts.



Profitability

Affordable and Competitive Prices

- Our efficiency, use of current technology, strategic planning, and knowledgeable staff allow us to keep our costs down and pass the savings on to you.

Multi-Level Quantity Discount

- Unlock significant cost savings with our tiered quantity discounts. Buy in bulk for the best pricing.

Excellent Margin Potential

- Our product assortment and strategic sourcing offer excellent margin potential and strong market demand, ensuring a competitive return on your investment.



Procurement

Multiple Ordering Channels

- Utilize our various ordering channels tailored to simplify your procurement process and ensure smooth and secure transactions.

Favorable Payment Options

- Experience financial flexibility with our accommodating terms and payment options, complemented by a convenient online portal for easy account balance viewing and payments.

Broad EDI Capabilities

- Streamline your business processes with our broad EDI capabilities, ensuring seamless communication and data exchange with partners for enhanced efficiency.



Distribution

Fast Shipping

- We offer a robust dropship program for all products, accessories, and parts. 98% of all orders are shipped within 24 business hours, and in-stock parts and small package orders submitted by 2 p.m. (CST) are shipped the same day.

Optimized Freight Terms

- Optimize shipping costs and logistics efficiency with our transparent and customer-friendly freight terms, ensuring reliable and cost-effective delivery.

Efficient Pallet / Truckload Programs

- Our distribution team is skilled at minimizing shipping costs and meeting each customer's specific routing requirements.



Support

Dedicated Sales and Service Team

- We are committed to delivering outstanding service and providing an excellent overall experience while building long-lasting customer relationships.

Robust Warranty and Technical Support

- Exceptional post-purchase support by our team of technical product experts demonstrates our commitment to service excellence.

Comprehensive Marketing Support

- Empower your sales team and engage customers with our marketing support, which includes insights and analytics, in-store signage, and POP materials.

CONTACT US

We are dedicated to building long-term relationships with our customers and helping you expand your business. We are confident that you will attract more customers, increase revenue and grow your bottom line when you partner with GNE.

Call: 1-800-822-0295

Email: sales@gnedi.com

Web: www.gnedi.com

GNE Website Features and Benefits



Designed with you in mind, our website provides an enhanced customer experience with key features you need to effectively operate your business in an expanding digital world.

[WWW.GNEDI.COM](http://www.gnedi.com)



A Single Website to Service ALL Your Business Needs

- Conduct all your business with GNE via an enhanced dealer portal.
- Secure online ordering with direct integration into the back-office for expedited order processing and shipping.
- Website available 24/7/365 for your convenience.



Our Full Product Assortment Available Online

- Access our entire product catalog online, including power equipment, job tools, Honda engines, and parts.
- Browse or search by product category, brand, or SKU to view product information, create a shopping cart, and place your orders.
- Continually expanded product assortment and updated content, including new products and specials offers.



Secure Access to Your Product Cost and MSRP

- Sign in and view your specific product cost and suggested retail price to calculate your margins.
- Buy more, save more with multi-level pricing.
- View sales restrictions based on your customer type and ship-to location.



View Real-Time Product Stock Availability

- View product inventory in real-time for up-to-the-minute stock availability.
- Thousands of products in stock and ready to ship.
- Be better informed of lead times to receive your order.



Robust Account Management

- View your open orders and order history.
- View your invoices and make payments to your account balance.
- View your saved shopping carts/quotes.



Self-Service Support

- Easy product registration and warranty claim submission for hassle-free service.
- Intuitive product ownerft.s manual and parts lookup for convenient parts ordering.
- Helpful product guides and configurators to ensure the right product fit.

NEW PAYMENT PORTAL!

Now make secure payments via credit/debit cards or ACH transfers to ensure your invoices are settled promptly and securely.

Visit www.gnedi.com/payment-portal to learn more.

Stump Grinders
Walk-Behind Grinders

- Teeth can be rotated in three 120° increments for fresh cutting edges
- Engine features Cyclone Air Filter (200-6HC, 337-13HC) and oil shut down sensor
- Direct belt drive
- Unique side discharge frame automatically removes cuttings out and away from the machine
- Concave in.dishin. cutting edge that sheers rather than shreds
- All units feature durable Honda engines



FOLDABLE HANDLES!



200-6HC



337-13HC



620-20HE

HOT BUYS

ITEM#	Type	Engine	Greenteeth	Wheel RPM	Cutting Cap. (Above Grade)	Cutting Cap. (Below Grade)	Retail	SPECIAL	Qty 1	Qty 4
200-6HC	Mini	GX200	Four 500 Series	4,700	10in.	9in.	\$2,899	\$2,174	\$1,997	\$1,937
337-13HC	337 Series	GX390	Eight 700 Series	2,200	20in.	16in.	\$5,509	\$4,132	\$3,896	\$3,779
620-20HE	620 Series	GX630	Eight 700 Series	2,500	20in.	16in.	\$7,649	\$5,737	\$5,296	\$5,137

Stump Grinder Accessories

ITEM#	Description	Fits Model	Retail	SPECIAL	Qty 1	Qty 4
337-357TP	Tow Kit	Dosko 337-13HC	\$259	\$194	\$127	\$123
620-TP	Tow Kit	Dosko 620-20HE	\$269	\$202	\$147	\$143

HOT BUYS





Stump Grinders Walk-Behind Grinders

- Teeth can be rotated in three 120° increments for fresh cutting edges
- Engine features Cyclone Air Filter (337S-13HC) and oil shut down sensor
- Direct belt drive
- Unique side discharge frame automatically removes cuttings out and away from the machine
- Concave in.dishin. cutting edge that sheers rather than shreds
- All units feature durable Honda engines



With Swiveling Head!



337S-13HC



691SP-20HE

ITEM#	Type	Engine	Greenteeth	Wheel RPM	Cutting Cap. (Above Grade)	Cutting Cap. (Below Grade)	Retail	Qty 1	Qty 4
337S-13HC	337 Swivel	GX390	Eight 700 Series	2,200	20in.	16in.	\$5,819	\$4,364	\$4,233
691SP-20HE	Self-Propelled	GX630	Eight 700 Series	3,000	24in.	18in.	\$10,709	\$8,032	\$7,791

Retail: \$1,399.99
 Qty 1: \$1,049
 Qty 4: \$1,018

115061
 Towable Wood Chipper

- Highly effective double-edged reversible hardened steel cutting blade
- 16in. pneumatic tires
- Double V-belt drive for smooth operation
- Towable behind an ATV or UTV with 2in. coupler



Powerhorse 420cc OHV Engine
 5in. Brush Capacity
 3,600 RPM
 9in. chipper drum

DOSKO POWERED BY HONDA

13-21T-13H
 Brush Chipper

- Double edge, reversible knife 4-way reversible bed knife (anvil) is 5.5in. long x 3/16in. thick for four fresh cutting edges in one
- Engine features cyclone air cleaner
- 21in. diameter and 0.5in. thick disc
- Long-lasting Dodge greasable bearings are made in the USA
- Towable behind lawn and garden tractor, ATV or UTV with optional tow package (**NOT road towable**)
- 15in. turf tires
- 32in. narrow width to fit through most gates



INVENTORY CLOSEOUT

Retail: \$5,499
 Special: \$4,124
 SALE: \$2,997



FREE Tow Bar Included!

Honda GX390, 389cc Engine
 4in. Brush Capacity
 2,274 RPM
 Gravity Feed

BRAVE

INVENTORY CLOSEOUT

Retail: \$2,039
 Special: \$1,529
 SALE: \$1,197

BRSG105K
 Stump Grinder

- 9 High Speed Carbide Cutters
- 12in. Solid Steel Cutting Head
- Tri-Cut Dual Bolted Teeth
- Grinds stumps up to 9in. above and 9in. below ground
- 16-gauge steel decking with anti-vibration welded chip head safety shield
- Dual locking ATV wheels on HD 2x2 axle

Powered by **KOHLER**



Kohler 14 HP CH440 Engine
 3,600 RPM
 3-1/2in. Cutting Width
 Dual Direct V-Belt
 22.7 Gross Torque FT lb.

GNE
GREAT NORTHERN EQUIPMENT

GNE-1210
 Pop-Up Safety Barricade

- Simple to set up and take down; easy to store and transport
- Metal stakes included to anchor in place on windy days
- Sets up in seconds
- Keep on-lookers and property safe
- Carrying case included

Lightweight and Durable
 Black and Safety Orange/Reflective
 46in. H x 123in. W
 10 lbs.



Retail: \$200.54
 Qty 1: \$116.69
 Qty 5: \$110.85





Vertical/Horizontal Log Splitters

- Auto latch system locks beam into the horizontal position for safe towing
- Enhanced handle to assist with transitioning unit between horizontal and vertical operating positions
- 4-stage hydraulic filtration system
- Halite commercial cylinder seals
- Log dislodger and log cradle standard
- Tow cables included



BHVH2418GX



BHVH3018GXT

TORSION AXLE & WRAPPED HOSES

HOT BUYS

ITEM#	Engine	Splitting Force	Cycle Time	Retail	SPECIAL	Qty 1	Qty 4
BHVH2418GX	Honda GX160	24 Tons	13 Seconds	\$3,799	\$2,834	\$2,692	\$2,612
BHVH3018GX	Honda GX270	30 Tons	12 Seconds	\$4,079	\$3,059	\$2,906	\$2,819
BHVH3018GXT	Honda GX270	30 Tons w/Torsion Axle	12 Seconds	\$4,539	\$3,404	\$3,234	\$3,137

Log Splitter Accessories

ITEM#	Description	Fits Brand / Model	Retail	Qty 1
797872.BRA	Engine Guard	Iron & Oak BHVH2418GX, BHVH3018GX	\$169	\$118
797859.BRA	LED Light Kit	Iron & Oak BHVH2418GX, BHVH3018GX, BHVH3018GXT	\$209	\$145



GNE-1105-CVR Universal Log Splitter Cover

- Fits most 22 - 37 ton horizontal position log splitters
- PVC coated polyester material
- Elastic bottom hem
- 8in. L x 9ft. W x 3ft. H



Retail: \$103.32
Qty 1: \$65.65



Horizontal Skid Steer Attachment Log Splitters

- Operated 100% from the cab of your skid steer
- Heavy-duty wedge
- Universal, quick attach skid steer plate
- Long lasting powder coat finish
- 9ft. high-pressure, nylon wrapped hoses included
- *Splitting force is dependent on skid steer's hydraulic pressure



SMH2419



SMH3030

ITEM#	Splitting Force	Max PSI	Max Log Length	Retail	Qty 1	Qty 4
SMH2419	Up to 24 Tons	3,500	25in.	\$2,549	\$1,912	\$1,854
SMH3030	Up to 30 Tons	3,500	30in.	\$3,269	\$2,452	\$2,378

Log Splitters
Vertical / Horizontal

- Vertical and horizontal operation
- Two-stage pump
- 16in. Max. Log Diameter
- Highway-rated tires
- Tow-ready with 2in. ball hitch and chains
- Optional fenders and engine guard



ITEM#	Engine	Splitting Force	Bed Height	Max Log Length	GPM	Cycle Time	Fuel Capacity	Retail	QTY 1	QTY 4
VH1724GC	Honda GC160, 160cc	24 Tons	28in.	25in.	11	13 Seconds	.5 Gallons	\$2,249	\$1,687	\$1,636
VH1724GX	Honda GX160, 160cc	24 Tons	28in.	25in.	11	13 Seconds	.5 Gallons	\$2,449	\$1,837	\$1,782
VH1730GC	Honda GC190, 190cc	30 Tons	30in.	25in.	13	14 Seconds	.5 Gallons	\$2,549	\$1,912	\$1,854
VH1730GX	Honda GX200, 200cc	30 Tons	30in.	25in.	13	14 Seconds	.5 Gallons	\$2,759	\$2,069	\$2,007
VH1737GX	Honda GX270, 270cc	37 Tons	30in.	25in.	16	14 Seconds	1.4 Gallons	\$2,959	\$2,219	\$2,153

Log Splitter Accessories

ITEM#	Description	Fits Brand / Model	Retail	SPECIAL
795172.DOS	Engine Guard	Brave VH1724GC, VH1730GC, VH1737GX	\$139.00	\$97.00
798895.BRA	Fender Kit	Brave VH1724GC, VH1730GC, VH1737GX	\$92.46	\$66.57



Kindling Crackers
Manual Wood Splitters

- Splits wood with less force than a standard axe
- No moving blade passing by your hands
- Pre-sharpened blade
- Patented design made of high-quality cast iron in Australia
- Bolt holes for permanent mounting
- Cut perfect kindling for fireplaces, campfires, pizza ovens, wood stoves, smokers, and more

**Safely & Easily
Create Kindling!**



ENDCAP PROGRAM AVAILABLE!



ITEM#	Description	Inner Diameter	Height	Retail	Qty 1	Qty 16
BR1000	Kindling Cracker	6.5in.	12in.	\$69.99	\$48.99	\$47.52
BR2000	Kindling Cracker XL	9in.	17in.	\$149.99	\$69.99	\$67.89

BRAVE POWERED BY **HONDA**



Truck Loaders

- Simple operation, combined with Brave Walk-Behind Blower for best use
- Two user handles for full control
- Easy access to engine and controls for painless adjustments and repairs
- Clear urethane intake hose to quickly monitor and identify blockages
- 12:1 Shredding Ratio



BRPTL140H



ITEM#	Engine	Start	CFM	Hose	Retail	Qty 1	Qty 4
BRPTL140H	Honda GX390	Recoil	3,500	8in. x 10ft.	\$3,939	\$3,319	\$3,219
BRPTL160B	18 HP Briggs	Electric	4,400	10in. x 10ft.	\$5,862	\$4,471	\$4,337

Accessories

ITEM#	Type	Retail	Qty 1	Qty 4
BRDL-TGMK.BRA	Tailgate Mount Kit	\$513	\$324	\$314



POWERHORSE

110095
Chipper Shredder Truck Loader

- Commercial-grade, heavy-duty, all-steel loader
- Powerful EPA certified engine
- Includes 6in. diameter x 10ft. vacuum intake hose and skid mount
- Optional receive hitch mount, truck loader tailgate mount, or swing-away mount



Powerhorse 4-Stroke, 208cc OHV Engine
6in. x 10ft. Vacuum Intake Hose
Skid Mount Design



63687

Accessories

ITEM#	Type	Retail	Qty 1	Qty 4
63687	Tailgate Mount	\$299.99	\$225.00	\$218.00

Retail: \$1,249.99
Qty 1: \$937.00
Qty 4: \$909.00

MAXIM POWERED BY **HONDA**

MBC190H
Brush Cutter

- Hydro Transaxle w/Enhanced Traction Control
- Ground Speed: Variable, Max 4 MPH
- Twist Handle Hydro Controls
- 2in. Diameter Cutting Capacity

Honda GXV390 Engine, 389cc Engine
Hydrostatic Drive, with Reverse
Double Sided 26in. Cutting Blade



Retail: \$4,899
Qty 1: \$3,674
Qty 2: \$3,564



Retail: \$249.99
 Qty 1: \$174.99
 Qty 4: \$169.74



51629
 Log Lifting Tongs

- Designed with 4 claws to provide safety and stability when working with heavy logs
- 1in. dia. steel rod construction with a bright yellow powder-coat finish for easy job site identification
- 6in. minimum jaw distance

3,300 lb Capacity

39in. Long

36in. Jaw Opening (6in. Point to Point)

62 lbs



Retail: \$99.99
 Qty 1: \$69.99
 Qty 4: \$67.89



38563
 Log Skidding Tongs

- Durable high-carbon steel construction
- Reinforced at stress points for long life
- Shaped to increase tip penetration and grip
- Powder-coat finish

35.3 ft. Long

32in. Max. Jaw Opening

5.5in. Min. Jaw Opening

Carbon Steel



Retail: \$169.99
 Qty 1: \$118.99
 Qty 4: \$115.42



53959
 Rivet Spinner & Chain Break

- A complete solution for chainsaw chain maintenance and repair needs
- Chain breaker safely breaks all chain pitches
- Rivet spinner connects chain loops with a professional, factory-spun look knobs to handle different pitches and chain gauges
- Works with all rivets up to 0.404in.
- Bench mount

Two Tools in One

Works with All Rivets upto .040in.

Bench Mount



Retail: \$349.99
 Qty 1: \$244.99
 Qty 4: \$237.64



51962
 1,000 lb. ATV Log Skidding Arch

- Durable steel construction for rugged use
- Quick-lock trailer coupler accepts 2in. trailer ball
- Manual winch with 15ft. polyester webbing rope for winching logs onto the arch
- 94in. chain length
- Includes two 16.5in. x 4.8in.-8 pneumatic tires for smooth rolling

1,000 lb. Capacity

18in. Log Diameter Capacity

48in. L x 43in. W x 35in. H



Retail: \$59.99
 Qty 1: \$41.99
 Qty 4: \$40.73



57605
 Adjustable Saw Horse

- Holds logs up to 10in. diameter and 330 lbs.
- Adjustable width and height

MAXIMPOWERED by
HONDA

Retail: \$509
Special: \$382
Qty 1: \$299
Qty 4: \$290



MTC35H Mini Max Tiller/Cultivator

- 6 durable, steel forged tines
- Heavy-duty transmission provides rugged power
- Transport wheels and drag stake are easily adjustable with no tools needed

Honda GX35, 35cc Engine

Up to 16in. Tilling Width

Up to 8in. Tilling Depth

250 RPM Max Tine Speed

MAXIMPOWERED by
HONDA

Retail: \$1,629
Special: \$1,222
Qty 1: \$1,099
Qty 4: \$1,066



RMT55H.MAX Commercial Garden Tiller

- Transmission enclosed in double-welded case; extra metal shield keeps wires and vines out
- Heavy-duty tines with bolt on replaceable blades

Honda GX160, 163cc Engine

14in. or 26in. Tilling Width

Up to 10in. Tilling Depth

72 RPM Max Tine Speed

MAXIMPOWERED by
HONDA

Retail: \$1,529
Special: \$1,147
Qty 1: \$999
Qty 4: \$969



RM4H.MAX Compact Commercial Garden Tiller

- Transmission enclosed in double-welded case; extra metal shield keeps wires and vines out
- Heavy-duty tines with bolt on replaceable blades

Honda GX120, 118cc Engine

13in. or 19in. Tilling Width

Up to 8in. Tilling Depth

150 RPM Max Tine Speed

MAXIMPOWERED by
HONDA

Retail: \$5,609
Special: \$4,207
Qty 1: \$3,997
Qty 4: \$3,877



RT190H Hydraulic Rear Tine Tiller

- Built for the professional
- Hydraulic tine drive and hydraulic wheel drive
- Rugged steel frame construction
- Rolling handle bar forward/reverse controls are intuitive and cutting edge
- Hydro transmission
- Tandem hydro power source with variable displacement pumps and oil bathe chain
- Variable ground speed - max 4 MPH
- Dual rotating tines

Honda GX270 Engine

Up to 18in. Tilling Width

Up to 8in. Tilling Depth

300 RPM Max Tine Speed

MAXIM
POWERED by
HONDA



Retail: \$1,019
Special: \$764
Qty 1: \$726
Qty 4: \$704



MS50H.MAX
Special Medium Size Consumer Tillers

- Repairable, chain drive transmission
- Heavy-duty slasher tines with welded blade tines

Honda GC160 Engine
14in. or 26in. Tilling Width
Up to 10in. Tilling Depth
Up to 78 RPM Max Tine Speed

MAXIM
POWERED by
HONDA

**INVENTORY
CLOSEOUT**

Retail: \$1,939
Special: \$1,454
Qty 1: \$1,248



TP50H.MAX
Till-N-Plow

- Serviceable, chain drive transmission
- Heat-treated slasher tines with replaceable bolt-on blades
- 72 RPM maximum tine speed
- Includes A-frame cultivator, 8in. furrower and 2 turn shovels

Honda GX160, 163cc Engine
14in. or 26in. Tilling Width
Up to 10in. Tilling Depth

POWERHORSE

Retail: \$699.99
Qty 1: \$487.00
Qty 4: \$473.00



115070
Rear Tine Tiller

- Self-propelled FWD/REV
- Improved till using counter rotating tines for better cultivation

Powerhorse 212cc Engine
20in. Tilling Width
6-1/2in. Tilling Depth
13in. Pneumatic Tires

MAXIM

**NEW
ARRIVALS**

Retail: \$599.99
Qty 1: \$449.00
Qty 4: \$436.00



GPE211010
Front Tine Tiller

- Belt drive with sealed gear transmission
- Steel forged tines
- Adjustable depth regulator
- Fixed wheels

Rato 99cc Engine
16in. - 21in. Expandable Tilling Width
10in. Tilling Depth

LAWN & GARDEN

GARDEN EQUIPMENT

POWERHORSE



Retail: \$329
Qty 1: \$247
Qty 4: \$239

115069
High Wheel Trimmer

- Manual push trimmer
- 14in. High wheel poly tires
- Easy maneuverability
- Includes tool kit, engine oil and extra tine with holder

Powerhorse 173cc Engine

22in. Cutting Width

Dual Line Head

18in. Replaceable Trimmer Line

MAXIM

Retail: \$199
Qty 1: \$139
Qty 30: \$135



HWP-24WH.MAX
Hi-Wheel Plow

- Perfect for smaller gardens
- Furrow, weed, and plow your tilled soils
- Easy to push and maneuver
- Wood handle
- Includes furrower, turn shovel, and 5-tine cultivator attachments
- New, easy quick-attach tool converter - switch between attachments in seconds

4.5ft. Handle Length

24in. Wheel Diameter

Steel Wheel and Accessories

BRAVE POWERED BY **HONDA**

Retail: \$1,479
Qty 1: \$1,102
Qty 4: \$1,069



BRPC105H
Crack Cleaner

- Heavy-duty all steel construction
- Operator hand control for smooth engagement, belt tension, and depth control
- All steel spindle head with sealed bearings
- Steel hubbed wheels with ball bearings for better maneuverability
- Semi-pneumatic tires

Honda GX120, 118cc Engine

Belt Drive

Wire Knot Brush

Cable-Free



BRAVE POWERED BY **HONDA**

Retail: \$1,329
Qty 1: \$1,036
Qty 4: \$1,005



BRPE105H
Lawn Edger

- Heavy-duty all steel construction
- Operator hand control for smooth engagement, belt tension, and depth control
- All steel spindle head with sealed bearings
- Steel hubbed wheels with ball bearings for better maneuverability
- Semi-pneumatic tires

Honda GX120, 118cc Engine

Belt Drive

Up to 10in. Double-Sided Blade

Cable-Free

BRAVE



BRAVE PRO
POWERED by
HONDA



Retail: \$2,279
Special: \$1,575
Qty 1: \$1,496
Qty 4: \$1,451

BRPPD20H
Power Rake Dethatcher

- Ergonomic, easy folding handle enhances user comfort during operation and reduces storage space requirements
- Five-position depth control allows for precision control over the dethatching process, adaptable to different lawn conditions and needs
- Perfect for removing dead grass, embedded leaves, and debris

Honda GX160, 163cc Engine
20in. Dethatching Width
Five-Position Depth Control



BRAVE POWERED BY
HONDA

Retail: \$2,225
Qty 1: \$1,669
Qty 4: \$1,619



BRPE110H
Lawn/Curb Edger

- Adjustable height rear wheel allows for curb edging
- Convenient all-in-one engagement and depth lever control
- 1in. spindle shaft
- 10in. max curb height
- Pneumatic tires

Honda GX160, 163cc Engine
Double Belt Drive
Up to 10in. Star Blade
Cable-Free

BRAVE POWERED BY
HONDA **HOT BUYS**

Retail: \$2,825
Special: \$2,119
Qty 1: \$1,945
Qty 4: \$1,887



BRPT4H
Wire Installer

- Easily install invisible dog fencing and other low voltage wires
- Dig the trench, lay the wire, and cover the wire and trench all in one motion
- Tungsten carbide rotor points
- Folding handle for easy transportation

Honda GX160, 163cc Engine
Double Belt Drive
Up to 25ft./Min Laying Speed
9in. x 3.5in. Tires

BRAVE POWERED BY
HONDA

Retail: \$3,140
Qty 1: \$2,355
Qty 4: \$2,284



BRPT704H
Mini Walk-Behind Trencher

- Fully enclosed rotors for increased safety
- Low profile design delivers maximum stability
- Clutch lever cuts power to the rotor for safety
- Steel wheels with pneumatic tires

Honda GX200, 196cc Engine
7in. Trench Depth
2in. Trench Width
20ft./Min Trench Speed
7in. x 2in., 3 Point Rotor Included (702-133)

LAWN & GARDEN
LANDSCAPING EQUIPMENT

BRAVE

BRPT18

18in. Walk-Behind Trencher

- Simplified operator controls make the trencher more user-friendly and less intimidating
- Trench anywhere with the narrow design that allows you to get close to walls and fences
- A ratchet mechanism on the wheels help prevent the machine from pulling away from the trenching direction
- Built-in lift handles make transport easy

Honda GX200, 163cc Engine

18in.D x 3in.W Shark Chain

180ft./Min Max Chain Speed



Accessories

ITEM#	Description	Retail	SPECIAL
BRTC2	Trencher Carrier	\$493	\$386



Retail: \$3,559
Special: \$2,669
Qty 1: \$2,536
Qty 4: \$2,459

BRAVE PRO
POWERED by
HONDA

BRAVE POWERED by HONDA

9in. Steerable Trencher/Bed Sculptor

- Ideal for installing edging, trenching for low voltage wiring, laying landscaping bricks, and more
- Neatly pile dirt in an easy to back-fill pile right next to trench
- Positive steering mechanism allows you to create smooth curves for landscaping beds
- Interchangeable rotors provide unmatched versatility for landscaping or trenching operations - see optional rotors below
- Double belt and pulley drive system
- Rotors are fully enclosed for safety
- Low profile for maximum stability
- Standard clay hood reduces soil build up
- Minimal turf damage
- Clutch lever cuts power to rotor for safety
- Remove one nut to change rotors



Retail: \$4,595
Special: \$3,446
Qty 1: \$3,149
Qty 4: \$3,055

BRAVE PRO



Includes 5in. Rotor (702-106)

ITEM#	Engine	Included Rotor	Trench Depth	Trench Width	Max Speed
BRPT9SH5	Honda GX270	5in. Bed Edging (702-106)	Up to 9in.	1/2in. - 9in.	30 Ft/Minute



TRENCHER ROTORS & RAIN DRAINS

Fits BRPT704 & BRPT9SH

SCAN THE CODE TO VISIT OUR WEBSITE
AND SEE THE WHOLE LINE!





NEW
ARRIVALS

GeoRipper Gas Mini Trenchers

- Significantly enhances efficiency compared to hand-digging
- Reduces the likelihood of injuries often associated with manual digging
- Effortlessly cuts through tree roots up to 3 inches below grade
- Effectively removes rocks up to 4 inches in diameter
- Designed for minimal pull-start force, easing operation
- Operates at only 116dB for a quieter and smoother idle
- Includes GeoRipper two-stroke engine, digging bar with nose bar end assembly and nose sprocket, digging chains (2-pack), additional drive belt, nose bearing, and bar end assembly screws, engine tool kit, chain connector link, full size 18mm and 13mm combination wrench, and GeoRipper owner's manual



GR416.MIN

GR727.MIN

ITEM#	Engine	Depth	Retail	Qty 1
GR416.MIN	74cc, 4.7 HP 2-Stroke	16in.	\$1,999.99	\$1,399.99
GR520.MIN	74cc, 4.7 HP 2-Stroke	20in.	\$2,499.99	\$1,749.99
GR727.MIN	74cc, 4.7 HP 2-Stroke	27in.	\$2,799.99	\$1,959.99



NEW
ARRIVALS

GeoRipper GreenWorks Electric Mini Trenchers

- Significantly enhances efficiency compared to hand-digging
- Reduces the likelihood of injuries often associated with manual digging
- Effortlessly cuts through tree roots up to 3 inches below grade
- Effectively removes rocks up to 4 inches in diameter
- No gas, priming, or pulling needed, just insert the battery and start working
- Offers zero emissions, lower noise, and significantly less maintenance compared to traditional motors
- Includes GreenWorks commercial 82V battery-powered motor, 8Ah battery and charger, digging bar with nose bar end assembly and nose sprocket, digging chains (2-pack), additional nose bearing, and bar end assembly screws, stock GreenWorks motor tool kit, chain connector link, full size 18mm and 13mm combination wrench, and GreenWorks and GeoRipper owner's manuals



GREB400-GW.MIN

ITEM#	Motor	Depth	Retail	Qty 1
GREB400-GW.MIN	82V 8Ah Battery Brushless	16in.	\$3,000	\$2,100
GREB500-GW.MIN	82V 8Ah Battery Brushless	20in.	\$3,200	\$2,240



NEW
ARRIVALS

GeoRipper Trenching Attachments

- Attachments fit both Husqvarna and Stihl concrete cutter engines to easily transform your power cutter into a high-efficiency GeoRipper mini trencher
- Significantly enhances efficiency compared to hand-digging
- Reduces the likelihood of injuries often associated with manual digging
- Effortlessly cuts through tree roots up to 3 inches below grade
- Effectively removes rocks up to 4 inches in diameter
- Includes digging bar with nose bar end assembly and nose sprocket, digging chains (2-pack), additional drive belt, nose bearing, and bar end assembly screws, GeoRipper tool kit, chain connector link, and GeoRipper owner's manuals



ITEM#	Fits Models	Depth	Retail	Qty 1
GRTA-H500.MIN	Husqvarna K770 or K970 Engine	20in.	\$1,800	\$1,260
GRTA-S500.MIN	Stihl TS420 or TS500i Engine	20in.	\$1,900	\$1,330

Mini Trencher Accessories

ITEM#	Description	Retail	Qty 1
EZ100.MIN	EZ Kart Universal Cart	\$550	\$385



Retail: \$3,499.99
 Qty 1: \$2,799.99
 Qty 4: \$2,715.99

985619
 Towable Portable Trencher

- Powered by a high-performance 15 HP Ducar 420cc engine with recoil and electric start
- 60° left and right boom rotation
- 340 lb lift capacity
- Includes 12 in. wide, 3-tooth digging bucket
- Compatible with ripper, loader, rock grabber and other extensions (sold separately)
- 2 in. ball hitch included for easy hookup to a truck, ATV, UTV or tractor
- Used for a variety of landscaping projects including trenching, planting trees, moving rocks and dirt, removing stumps, and more
- Approx. 130° operating angle
- **Not road towable**



Ducar 15HP, 420cc Engine

80in. Max Digging Depth

14in. Digging Width

8ft. Max Reach

19.54 ft. lbs. Max. Torque

2in. Ball Hitch

LAWN & GARDEN

LANDSCAPING EQUIPMENT



ITEM #	Attachment	Material	Dimensions	Retail	Qty 1	Qty 4
98563	Ripper Trencher	Iron	7-11/16in. x 10-11/16in. x 28-3/8in.	\$159.99	\$127.99	\$124.15
98562	Bucket Trencher	Iron	9-7/8in. x 24-7/16in. x 16-15/16in.	\$249.99	\$199.99	\$193.99
98564	Rock Grabber	Iron	15-3/4in. x 7-7/8in. x 15-3/8in.	\$249.99	\$199.99	\$193.99



Retail: \$1,869
 Special: \$1,406
 Qty 1: \$1,262
 Qty 4: \$1,224

BRPB160H
 Walk-Behind Blower

- High volume and high velocity output
- Rubber vibration mounted handles
- Adjustable and reversible handles
- Foot activated front discharge directs air forward
- Flat-free tires
- 4.625in. x 5.75in. Discharge opening
- Tie-down brackets to secure blower during transportation
- 12 Gauge steel construction
- Rugged and durable frame with powder-coat finish
- Recoil start

Honda GX270, 270cc Engine

150 MPH

8 Blade, 17in. Aluminum Impeller

2500 CFM



**USE THESE WITH YOUR MOWER!
 SEE THE BLOWER BUGGY ON PAGE 23.**



Retail: \$1,289
 Qty 1: \$967
 Qty 4: \$938

BRPB140H
 Walk-Behind Blower

- High volume and high velocity output
- Rubber vibration mounted handles
- Adjustable and reversible handles
- Foot activated front discharge directs air forward
- Flat-free tires
- 4.625in. x 5.75in. Discharge opening
- Tie-down brackets to secure blower during transportation
- 12 Gauge steel construction
- Rugged and durable frame with powder-coat finish
- Recoil start

Honda GX160, 163cc Engine

130 MPH

8 Blade, 14in. Aluminum Impeller

1800 CFM



NEW
ARRIVALS

Retail: \$499.99
 Qty 1: \$375.00
 Qty 4: \$364.00

5818733
 Walk-Behind Jet Blower

- Handles even the heaviest, wettest yard debris
- Fixed nozzle adjusts 3 ways for 15° Down/Straight-Level/15° Up air flow projection
- Soft grip ergonomic handle features adjustable height for comfort
- 6in. solid swiveling front wheel and 10in. pneumatic rear wheels roll smoothly over any terrain
- Recoil start

Powerhorse 7 HP, 212cc Engine

150 MPH

3,600 RPM Impeller Speed

1,200 CFM



Retail: \$3,855
 Special: \$2,891
 Qty 1: \$2,888
 Qty 4: \$2,801

BRPB180HE
 Tow-Behind Blower

- High volume and high velocity output
- Powerful Honda engine with electric start
- Remote controlled engine idle speed
- 6 Gallon fuel tank
- 11 GA Primary material
- 4.625in. x 5.75in. Discharge openings
- Remote controlled right or left blowing chutes
- 11 Gauge steel construction
- Rugged and durable with powder-coat finish
- Flat-free tires

Honda GXV390, 389cc Engine

2,750 CFM

112 MPH



BRAVE POWERED BY HONDA

Retail: \$5,609
 Qty 1: \$4,207
 Qty 2: \$4,081



BRPRC108HE
 Tow-Behind Rough Cut Mower

- Pull directly behind or fully offset to the side of the tow vehicle
- Electric clutch blade engagement
- Tow bar features a farm clevis type connection that provide more degrees of motion than most systems
- Battery included

Honda GXV630, 688cc Engine with Electric Start
44in. Cutting Width
2in. - 8in. Cutting Height
One Point Height Adjustment
Two 23in. Diameter Blades
3,500 RPM Blade Speed

BRAVE POWERED BY HONDA

Retail: \$5,829
 Qty 1: \$4,462
 Qty 2: \$4,328



BRPRC110HE
 Tow-Behind Rough Cut Mower

- Pull directly behind or fully offset to the side of the tow vehicle
- Electric clutch blade engagement
- Tow bar features a farm clevis type connection that provide more degrees of motion than most systems
- Battery included

Honda GXV630, 688cc Engine with Electric Start
57in. Cutting Width
2in. - 8in. Cutting Height
Two Point Height Adjustment
Two 30in. Diameter Blades
3,600 RPM Blade Speed

BRAVE POWERED BY HONDA

Retail: \$5,499
 Qty 1: \$4,124
 Qty 2: \$4,001



BRPFC112HE
 Tow-Behind Finish Cut Mower

- Stable on steep banks, capable of high speeds
- Pull directly behind or fully offset to the side of the tow vehicle
- Electric clutch blade engagement
- Tow bar features a farm clevis type connection that provide more degrees of motion than most systems
- Battery included

Honda GXV630, 688cc Engine with Electric Start
60in. Cutting Width
1.5in. - 5in. Cutting Height
Two Point Height Adjustment
Two 20in. Diameter Blades
3,350 RPM Blade Speed

MAXIM

Tow-Behind Aerators/Rollers

- Spike aerators are ideal for sandy soils and lawns where you may not want to leave plugs behind such as golf courses
- Plug aerators are ideal for clay soils and large lawns
- Lawn rollers are ideal for smoothing rough soil and sodding, seeding, and lawn preparation
- All rollers easily attach to your riding mower
- 1in. drum shaft with greasable ball bearings



MSAT36.MAX



MSP36.MAX



MLR36.MAX



MSAT36.MAX



MSP36.MAX



MLR36.MAX

ITEM#	Type	Hitch	Width	Tine Qty	Tine Depth	Water Capacity	Retail	Qty 1	Qty 4
MSAT36.MAX	Spike	Mower (No Pin)	36in.	78	2.75in.	24 Gal	\$869	\$652	\$632
MSAT48.MAX	Spike	Mower (No Pin)	48in.	102	2.75in.	32 Gal	\$1,019	\$764	\$741
MSA3P48.MAX	Spike	3 Point Hitch	48in.	102	2.75in.	32 Gal	\$1,129	\$847	\$821
MSP36.MAX	Plug	Mower (No Pin)	36in.	36	4in.	24 Gal	\$1,129	\$847	\$821
MSP48.MAX	Plug	Mower (No Pin)	48in.	44	4in.	32 Gal	\$1,279	\$959	\$930
MPA3P48.MAX	Plug	3 Point Hitch	48in.	44	4in.	32 Gal	\$1,129	\$847	\$821
MLR36.MAX	Roller	Mower (No Pin)	36in.	N/A	N/A	24 Gal	\$669	\$502	\$487
MLR48.MAX	Roller	Mower (No Pin)	48in.	N/A	N/A	32 Gal	\$819	\$614	\$596
MLR3P48.MAX	Roller	3 Point Hitch	48in.	N/A	N/A	32 Gal	\$869	\$652	\$632



85533.TUR
Kiscutter Sod Cutter

- Revolutionary lightweight design - cuts as much as heavy, 300-pound units
- Cuts up to 9,000 square feet per hour
- Four-wheel design, pneumatic tires and rear-wheel drive make this the most maneuverable, easy-to-use sod cutter on the market
- Lower vibration reduces operator fatigue
- Simple, easy-to-use depth adjustment
- Easiest sod cutter to transport
- Lightweight and folding handles result in easy lifting, hauling, and storage
- **Available to rental businesses only**

Honda GX160, 160cc Engine

Up to 150 Ft/ Min Cutting Speed

Up to 9,000 Sq Ft/Hr Cutting Rate

12in. Cutting Width



Retail: \$3,499
Special: \$3,049
Qty 1: \$2,796
Qty 4: \$2,712



Retail: \$5,498
SPECIAL: \$4,299



85542.TUR
Turnaer XT5 Aerator

- Steerable and reversible aeration increases productivity by 50% over traditional aerators
- Advanced design reduces operator fatigue
- Patent-pending tine wheels enhance steering and increase hill-holding ability
- Optimized weight placement balances tine penetration
- Rugged, uni-body steel frame minimizes maintenance
- Simple, intuitive operation gets you up and running fast
- **Available to rental businesses only**

Honda GXV160 Engine

Up to 3in. Depth

24in. Aerating Width

3/4in. Diameter Alloy Steel Tines



GWG311001

12in. Manual Sod Kicker

- Environmentally friendly - no gas, oil, or noise
- Removes sod and roots
- 12in. Blade makes it versatile for varied applications
- Lightweight
- Operated by simple kicking motion on the cross bar while pushing with the handles
- Common uses are cutting in a new garden, stripping sections of lawn for landscaping, and trenching for invisible fencing

12in. Heat Treated Cutting Blade

Nylon Bearings

Welded One-Piece Frame


Wood Handles

Optional Edging Blade

- Great for garden beds & tree rings



Retail: \$349.99
Special: \$262.49
Qty 1: \$239.00
Qty 4: \$232.00



ITEM#	Description	Retail	SPECIAL
GPR111302	Optional Edging Blade	\$46.80	\$37.44



Tine Rake Dethatcher Attachment

- Use the tine rake dethatcher throughout the growing season as a tool to control thatch accumulation and reduce the chance of turf disease
- **Seasonal uses:**
- Spring – Use for first mowing to remove thatch, embedded leaves and debris
- Summer – Use to surface aerate the soil promoting root development and thicker turf grass
- Fall – Remove leaves and debris while combing your grass
- Use to rake in seed and accelerate germination
- Available with (473 Series) or without (471 Series) JRco mount bar package



HOT BUYS

Series	Width	Mount Bar	Caster Wheels	Retail	SPECIAL	Qty 1	Qty 4
473/36	36in.	Included	No	\$893	\$669	\$602	\$584
473/46	46in.	Included	No	\$905	\$678	\$610	\$592
473/60	60in.	Included	No	\$955	\$716	\$644	\$625
H473/60	60in.	Included	Yes	\$1,031	\$773	\$696	\$675

Series	Width	Mount Bar	Caster Wheels	Retail	SPECIAL	Qty 1	Qty 4
471/36	36in.	Sold Separately	No	\$694	\$520	\$468	\$454
471/46	46in.	Sold Separately	No	\$708	\$531	\$478	\$464
471/60	60in.	Sold Separately	No	\$758	\$568	\$511	\$496
H471/60	60in.	Sold Separately	Yes	\$836	\$627	\$564	\$547



503.JRC/504.JRC/504U.JRC Broadcast Spreader Attachment

- Ideal for spreading all types of granular and pellet fertilizer, seed and ice-melting pellets
- Electronic speed control accurately maintains spread pattern widths from 5-24 feet
- Made of corrosion-resistant materials, stainless steel and engineered plastics
- Heavy-duty, sealed, direct drive, 12-Volt electric motor
- Sealed, quick-disconnect electrical cables are included for hook-up
- JRco Mount Bar sold separately

ITEM#	Description
503.JRC	Zero Turn Mowers
504.JRC	Stand-On Mowers
504U.JRC	Utility Vehicles



503.JRC



Retail: \$1,540
 Special: \$1,156
 Qty 1: \$1,040
 Qty 4: \$1,009
 ALL UNITS EACH



504U.JRC



504.JRC



BLOWERS ON PAGE 19.



601.JRC
Blower Buggy Carrier Attachment

- Designed to hold walk-behind blowers on the front of zero-turn and riding mowers
- Moves yard debris with speed and ease while riding on the buggy's heavy-duty tubular steel frame
- Buggy adjusts to fit most walk-behind blowers
- Blower secures to buggy with three straps
- Two front caster wheels provide easy maneuverability and are low profile for optimum operation
- Blower not included
- JRCO Mount Bar sold separately



480.JRC
55in. Leaf Plow Attachment

- Uses the mower's power to quickly move piles of leaves
- One-piece galvanized steel blade has supports at the top, center and bottom for durability
- Leaf blade rides on two adjustable caster wheels
- Stainless spring steel tines allow the plow to push leaves on uneven surfaces without damaging turf grass
- Leaf blade may be folded up over the deck of many mowers to reduce space on the trailer
- JRCO Mount Bar sold separately





Retail: \$2,890
 Special: \$2,168
 Qty 1: \$1,951
 Qty 4: \$1,893



751.JRC
 Front Mount Hooker Aerator Attachment

- Holes approximately 1/2in. wide x 1-1/4in. long and up to 3in. deep
- 38in. width aerates 66,000 sq. ft./hr. (@5 MPH)
- Casters swivel allowing turning while aerating
- Six floating rotor heads independently lift over tree roots and rocks while the other heads continue to aerate
- Electric actuator lifts the heads for transport
- JRCO Mount Bar sold separately



753.JRC/755.JRC
 Tow-Behind Hooker Aerator Attachment

- Six floating rotor heads independently lift over tree roots and rocks while the other heads continue to aerate
- Holes approximately 1/2in. wide x 1-1/4in. long and up to 3in. deep
- Comes complete with a two-point hitch, rigid frame and swiveling caster wheels that allow the aerator to track directly behind the tow vehicle
- Electric actuator lifts the heads for transport
- **753.JRC:** 38in. width; 66,000 Sq Ft/Hr @ 5 MPH
- **755.JRC:** 60in. width; 105,000 Sq Ft/Hr @ 5 MPH

ITEM#	Retail	Qty 1	Qty 4
753.JRC	\$3,202	\$2,401	\$2,305
755.JRC	\$4,910	\$3,683	\$3,536



3641SB.JRC/4550SB.JRC
 Sun Shield Canopy Attachment

- UV resistant, high density X-ABS, rigid top
- Lightweight, structured aluminum frame
- Powder coated cross members & mounting brackets; scratch and rust resistant
- Fold-down top for easy transport
- Comes with hardware kit to fit on most models, radius hardware kit available
- **3641SB.JRC:** Fits mowers
- **4550SB.JRC:** Fits tractors

ITEM#	Retail	Qty 1	Qty 4
3641SB.JRC	\$502.95	\$397.00	\$364.00
4550SB.JRC	\$656.25	\$492.45	\$450.00



Retail: \$389
 Qty 1: \$292
 Qty 4: \$280



490.JRC
 Transporter Tray Attachment

- Uses the mower's power to transport landscape materials, grass or leaf clippings, lawn debris or landscape equipment
- Tray can be positioned for maximum visibility and easy dumping
- Great for storing a grass catcher when trailering the mower
- 20in. W x 30in. L x 3in. H Tray
- Tub and JRCO Mount Bar sold separately

Accessories

ITEM#	Description	Retail	Qty 1	Qty 4
6075.JRC	56 Gal. Tub	\$180.60	\$135.45	\$124.00



Retail: \$227
 SPECIAL: \$170



MOUNT
 Mount Bar Package

- Required for all front mount JRCO attachments
- One mount bar needed per mower make/model
- Please call or email and provide your mower make and model when ordering to ensure you receive the proper unit

- **Save Trailer Space**
- **Save Time**
- **Versatility with a Single Mount Bar**

SCAN TO FIND YOUR MOUNT BAR!



STRONGWAY

Retail: \$199.99
Qty 1: \$139.99
Qty 4: \$135.79



111876
Jumbo Garden Wagon

- Durable steel frame and steel mesh deck
- Versatile fold-down and detachable side panels with 10 7/8in.H rails
- Cushioned handle for comfort
- Highly maneuverable yoke-style steering

1,400 lb. Capacity
50in. L x 24.21in. W x 26-3/4in. H
5/8in. Axle Diameter
13in. Pneumatic Wheels

iron ton

Retail: \$99.99
Qty 1: \$72.50



111877
Steel Garden Cart

- Steel mesh bed
- New frame design allows for quick and easy assembly and improved maneuverability, rigidity, and ground clearance
- Removable steel mesh sides
- Padded handle

400 lb. Capacity
38in. L x 18-1/2in. W x 21in. H
5/8in. Axle Diameter
10in. Pneumatic Wheels

STRONGWAY

Retail: \$219.99
Qty 1: \$153.00



64409
Poly Garden Wagon

- Maintenance-free poly bed
- Patented quick-release dump feature allows you to move and remove extra-large loads with less heavy lifting
- Unique pivot steer design provides extra-tight turns and easy maneuvering.
- Combination handle/hitch allows the cart to be pulled by hand, or behind an ATV or lawn tractor

1,200 lb. Overall Capacity; 500 lb. Dump Capacity
44in. L x 26in. W x 26-1/4in. H
6-Cu. Ft. Bed
13in. Pneumatic Wheels

STRONGWAY

Retail: \$274.99
Qty 1: \$192.49
Qty 4: \$186.72



107090
Steel Cart

- Durable Steel Construction
- Removable sides for extra-large items
- Custom 2-in-1 handle allows hauling behind an ATV
- Pivot steering allows easy maneuvering

1,500 lb. Capacity
52in. L x 34.7in. W x 30.5in. H
52in. L x 34in. Bed
16in. Pneumatic Wheels

SEYMOUR MIDWEST

Retail: \$134.51
SPECIAL: \$82.85



10036.SEY
Landscape Rake

- Rounded teeth which provide a smooth, non-gouging raking/grading action
- Strong wrap-around bracing and heavy-duty double rib construction maximizes head stability and ensures long-lasting performance, even under the heaviest professional use
- Powder-coating provides durability against the elements

36in. Head Width
66in. Handle Length
Cushion Handle Grip

SEYMOUR MIDWEST

Retail: \$77.46
SPECIAL: \$48.40



21110.SEY
Post Hole Digger

- Ideal for job sites, farms, and ranches
- For use in all types of soil
- Triple riveted carbon steel blades
- 15 gauge sharpened blades
- Double bolted handles for durability
- Cushion grip for comfort

6in. Head Spread
15 Gauge Sharpened Blades
48in. Fiberglass Handles


**INVENTORY
CLOSEOUT**

 Retail: \$396
 Special: \$339
SALE: \$305.10

85755.SEY
 Compost Push Spreader

- 24in. wide x 18in. diameter perforated
- Double bolts
- Steel handle
- Often used for topdressing existing lawns

Steel Handle

24in. x 18in.

STRONGWAY

104518
 Garden Hose Reel Cart

- Durable tubular steel frame
- Easy-rolling flat-free tires and solid axles
- Holds up to 400ft. of 5/8in. hose (not included)
- Integrated basket to store accessories
- Heavy-duty welded handle with swivel grip

10in. Flat-Free Tires

Holds up to 400ft. of 5/8in. Hose

 Retail: \$179.99
Qty 1: \$125.99
Qty 4: \$122.21

STRONGWAY

 Retail: \$189.99
Qty 1: \$132.99
Qty 4: \$129.00

61098
 Retractable Garden Hose Reel

- Automatic guide system helps keep hoses orderly and kink-free during winding
- Made of high-quality, lightweight, impact-resistant polypropylene
- Included 5/8in. dia. x 80ft. L PVC hose & 6ft. inlet hose

90 PSI

5/8in. x 80ft. Hose

STRONGWAY

 Retail: \$159.99
Qty 1: \$111.99
Qty 4: \$108.63

109838
 Wall Mount Garden Hose Reel

- Can be mounted parallel or perpendicular to a wall
- Can be set up for left or righthand orientation
- Rated at 150 PSI for use with any municipal water source
- Includes 6ft. rubber connection hose, brass fittings, mounting hardware

150 PSI

5/8in. x 150ft. Hose Capacity (not included)

iron ton.

 Retail: \$129.99
Qty 1: \$90.99
Qty 4: \$88.26

61099
 Garden Hose Reel with Spring

- 24in. x 9-3/4in. x 17in. automatic guide system helps keep hoses kink-free during winding
- Automatic speed control device keeps the rewind process at a constant speed
- Made of high-quality, lightweight, impact-resistant polypropylene
- Wall mount
- Includes 5/8in. X 50ft. PVC hose

90 PSI

5/8in. x 50ft. Hose (included)



Retail: \$4,899
 Special: \$3,674
 Qty 1: \$3,490
 Qty 4: \$3,386

BRPA385H

Towable Earth Auger

- New handle design allows for height adjustment to be made with one hand
- Variable speed and reverse operation
- Pivoting head allows for drilling on uneven terrain
- Swiveling engine frame for optimum performance
- Hydraulic sight glass makes checking fluid levels simple
- Ventilated hydraulic cap
- 4-bolt Ultra-Tow XTP hubs
- Easy to install 3-point tow-bar with 2in. hitch coupler and safety chains
- *Bits sold separately (page 29)*

BEST IN CLASS



EASY ONE-HANDED HANDLE ADJUSTMENT!

Honda GX390, 389cc Engine

7/8in. Ground Hog™ (Square) Driveshaft Connection

Up to 18in. Auger Bit Capacity

275 Ft/Lbs Max Drilling Torque

140 (No Load) RPM

Folding Handle, Swiveling Head



Accessories

ITEM #	Description	Retail	Qty 1	Qty 4
GPR111483	Motor Adapter 1-3/8in. HEX Drive for BRPA385H Auger	\$74.97	\$46.14	\$46.14
GWG311009	Light Kit for BRPA385H Auger	\$115.00	\$80.50	\$78.08




GPR111483



GWG311009



Retail: \$1,444
 Qty 1: \$1,083
 Qty 8: \$1,051



Shown with bit,
 Sold separately

BRPA180H
 One Person Earth Auger

- Features Auger-LOK™ for stuck auger removal
- Lightweight (28 lbs) and easy to use
- Comfort and control for reduced operator fatigue
- Bits sold separately

- Honda GX35, 35cc Engine
- 1 in. Round Driveshaft Connection
- Up to 8in. Auger Bit Capacity
- 51 Ft/Lbs Max Drilling Torque
- 166 (No Load) RPM
- Power-GRIP™ Auger Control



BRPA265H



Two-Person Earth Augers

- Enclosed, spur gear design transmission
- Features Auger-LOK™ for stuck auger removal
- Power-FLEX™ operator handles
- Magura™ Twist Grip Auger Control
- All-metal automatic 3in. diameter centrifugal clutch
- Composite operator handles flex under load to help absorb vibration and shock
- Fits bits up to 18in. (sold separately)



BRPA270H



ITEM#	Engine	Driveshaft Connection	Max Drilling Torque	RPM	Retail	Qty 1	Qty 4
BRPA265H	Honda GXV160, 160cc	1-3/8in. Hexagon	190 Ft./Lbs.	144 (No Load)	\$3,024	\$2,268	\$2,200
BRPA270H	Honda GXV160, 160cc	7/8in. Square	190 Ft./Lbs.	144 (No Load)	\$3,024	\$2,268	\$2,200


BRAVE

Auger Bits & Accessories

Fits BRA250H, BRPA180H

- 1in. round driveshaft connection

ITEM#	BR10639	BR10640	BR10641	BR10642	BR10643	BR10644
Diameter	2in.	3in.	4in.	6in.	8in.	N/A
Length	30in.	30in.	30in.	30in.	30in.	15in.
Type	Auger Bit	Auger Bit	Auger Bit	Auger Bit	Auger Bit	Extension
Retail	\$193	\$195	\$201	\$211	\$228	\$118
SPECIAL	\$145	\$145	\$151	\$158	\$171	\$89
Qty 1	\$138	\$138	\$143	\$150	\$162	\$85
Qty 4	\$134	\$134	\$139	\$146	\$158	\$82



BRAVE

Auger Bits & Accessories

Fits BRPA265H

- 1-3/8in. hexagon driveshaft connection

ITEM#	BR10586	BR10587	BR10588	BR10589	BR10590	BR10591	BR10592	BR10593	BR10594
Diameter	4in.	6in.	8in.	10in.	12in.	14in.	16in.	18in.	N/A
Length	36in.	36in.	36in.	36in.	36in.	36in.	36in.	36in.	15in.
Type	Auger Bit	Auger Bit	Auger Bit	Auger Bit	Auger Bit	Auger Bit	Auger Bit	Planting Bit	Extension
Retail	\$375	\$412	\$428	\$450	\$494	\$581	\$921	\$863	\$146
SPECIAL	\$281	\$309	\$321	\$338	\$370	\$436	\$691	\$647	\$110
Qty 1	\$267	\$294	\$305	\$321	\$352	\$414	\$656	\$615	\$105
Qty 4	\$259	\$285	\$296	\$311	\$341	\$402	\$637	\$596	\$101



BRAVE

Auger Bits & Accessories

Fits BRPA270H & BRPA325H

- 7/8in. square driveshaft connection

ITEM#	BR10595	BR10596	BR10597	BR10598	BR10599	BR10600	BR10601	BR10602	BR10603
Diameter	4in.	6in.	8in.	10in.	12in.	14in.	16in.	18in.	N/A
Length	36in.	36in.	36in.	36in.	36in.	36in.	36in.	36in.	15in.
Type	Auger Bit	Auger Bit	Auger Bit	Auger Bit	Auger Bit	Auger Bit	Auger Bit	Planting Bit	Extension
Retail	\$375	\$412	\$428	\$450	\$494	\$581	\$902	\$863	\$146
SPECIAL	\$281	\$309	\$321	\$338	\$370	\$436	\$676	\$647	\$110
Qty 1	\$267	\$294	\$305	\$321	\$352	\$414	\$642	\$615	\$105
Qty 4	\$259	\$285	\$296	\$311	\$341	\$402	\$623	\$596	\$101



Auger Bit Blades, Teeth, Screws & Pins are available on our website!




SCAN THE CODE TO SEE THE
WHOLE LINE
ON OUR WEBSITE!





Retail: \$285
 Qty 1: \$214
 Qty 4: \$207



5719073
 One Person Earth Auger Kit w/8in. Bit

- Powerful 52cc engine
- Shut off switch built into trigger throttle
- Replaceable fish tail point and blade
- Easy grip handles
- Kit includes auger head and 8in. bit

52cc 2-Cycle Engine
 Shock Absorbing Spring
 30:1 Mix Ratio



Retail: \$309
 Qty 1: \$232
 Qty 4: \$225



5719065
 Two Person Earth Auger Head

- Powerful 52cc engine
- Shut off switch built into trigger throttle
- Easy grip handles
- Fits 4in., 6in., 8in., and 10in. bits

52cc 2-Cycle Engine
 Shock Absorbing Spring
 30:1 Mix Ratio



Auger Bits
 Fits 5719057 & 5719065

- Pin type connection
- Replaceable fish tail point and blade

ITEM#	5719014	5719022	5719031	5719049
Diameter	4in.	6in.	8in.	10in.
Length	36in.	36in.	36in.	36in.
Retail	\$139.99	\$149.99	\$159.99	\$169.99
Qty 1	\$105.00	\$112.00	\$120.00	\$127.00
Qty 4	\$102.00	\$109.00	\$116.00	\$124.00



NEW
ARRIVALS

SiBore & MicroBore Drills

- High-speed, lightweight design optimizes portability and ease of use for professionals on the move
- Compact and portable design is small enough to fit in a trunk, perfect for various job sites
- Capable of boring holes in less than five minutes
- Waterless boring method eliminates mud and reduces cleanup
- Includes a weather-resistant nylon case, two augers, and three 32-in. extensions
- Designed for professionals, including landscapers, sprinkler system installers, plumbers, and electrical contractors



ITEM#	Power	Boring Rate	Retail	Qty 1
SB216.MIN	Honda GX35 4-Stroke Engine	2in. and 4in. x 12ft.	\$3,875.00	\$2,649.50
SB216E.MIN	Makita 40V MAX XGT Battery-Powered Motor	2in. and 4in. x 12ft.	\$3,950.00	\$2,765.00
SB215.MIN	Honda GX35 4-Stroke Engine	1in. x 24ft.	\$4,100.00	\$2,870.00
SB215E.MIN	Makita 40V MAX XGT Battery-Powered Motor	1in. x 24ft.	\$4,325.00	\$3,027.50



NEW
ARRIVALS

SiBore Drill Packages

- High-speed, lightweight design optimizes portability and ease of use for professionals on the move
- Compact and portable design is small enough to fit in a trunk, perfect for various job sites
- Capable of boring 1in. x 24ft., 2in., and 4in. holes in less than five minutes
- Waterless boring method eliminates mud and reduces cleanup
- Includes a weather-resistant nylon case, MS-10 motor stand, six 36in. long boring rods, swivel cable puller, two boring heads, two augers, and three 32-in. extensions
- Designed for professionals, including landscapers, sprinkler system installers, plumbers, and electrical contractors
- Best used in combination with the GeoRipper® handheld trencher for safer and faster production



ITEM#	Power	Boring Rate	Retail	Qty 1
SB431.MIN	Honda GX35 4-Stroke Engine	1in. x 24ft., 2in., and 4in.	\$4,999.00	\$3,499.30
SB431E.MIN	Makita 40V MAX XGT Battery-Powered Motor	1in. x 24ft., 2in., and 4in.	\$4,999.00	\$3,499.30



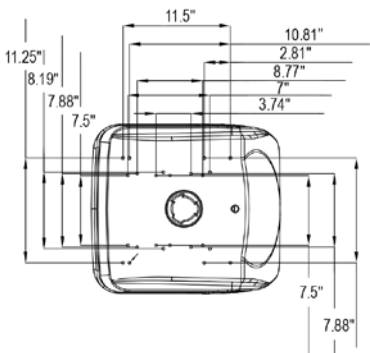
NEW
ARRIVALS

Uni Pro 225 Bucket Seats

- Features universal mounting for multiple applications for construction, lawn mower, and turf equipment
- Durable waterproof vinyl covering with central drain hole
- Ergonomic foam cushion with corrosion resistant plastic frame
- 19in. high-back seat which will replace both original 16in. and 19in. high-back seats
- Accepts operator presence switch*
- Multiple mounting patterns

*Note: This seat takes the Twist in Mount Operator Presence Switch.

Seat Mounting Pattern



8773



8774



8772



8375



8377



8376

Order 5 seats and receive a FREE store display box and a discount!

ITEM#	Color	Packaging	Applications	Retail	Qty 1
8773	Black	Each	Construction, Lawn Mower, Turf Equipment	\$119	\$89
8774	Gray	Each	Construction, Lawn Mower, Turf Equipment	\$119	\$89
8772	Yellow	Each	Construction, Lawn Mower, Turf Equipment	\$119	\$89
8375	Black	Display Box w/5 Seats	Construction, Lawn Mower, Turf Equipment	N/A*	\$378
8377	Gray	Display Box w/5 Seats	Construction, Lawn Mower, Turf Equipment	N/A*	\$378
8376	Yellow	Display Box w/5 Seats	Construction, Lawn Mower, Turf Equipment	N/A*	\$378

*Display boxes only for dealer showroom/in-store display. Not for resale.



Uni Pro 229 Bucket Seats

- Durable waterproof vinyl covering with central drain hole
- Ergonomic foam cushion with corrosion resistant plastic frame
- Seat dimensions: 18.9in. W x 22.64 in. H
- Uses standard M8 bolts
- Multiple mounting patterns
- Applications include compact tractor, construction, garden, industrial, lawn mower, and skid steer equipment

*Note: This seat takes the Twist in Mount Operator Presence Switch.



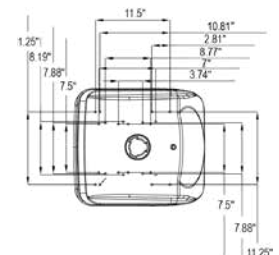
8777



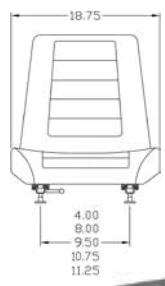
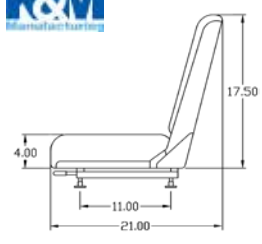
8776



8775



ITEM#	Color	Retail	Qty 1
8777	Black	\$132	\$99
8776	Gray	\$132	\$99
8775	Yellow	\$132	\$99



Retail: \$258
SPECIAL: \$194



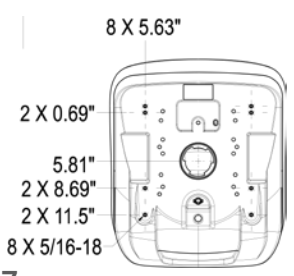
7989
Uni Pro 122 Seat Assembly

- Universal seat for forklift, skid steer, and telehandler equipment
- Rugged cut and sew black vinyl covering
- 14-gauge steel frame with black powder coat finish
- Contoured foam cushions with full-depth foam construction
- 6in. fore/aft slide rail adjustment



Milsco XB180

Retail: \$159
SPECIAL: \$119



7937
Uni Pro 125 Bucket Seat

- Universal seat for construction, lawn mower, and turf equipment
- Durable waterproof black vinyl covering with central drain hole
- Ergonomic foam cushion with corrosion resistant plastic frame
- 19in. high-back seat which will replace both original 16in. and 19in. high-back seats
- Accepts operator presence switch

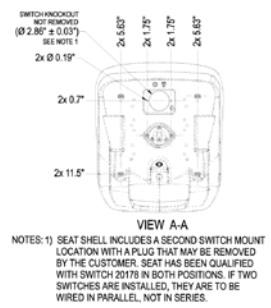


Milsco XB180

NEW ARRIVALS

Bucket Seat w/Slide Rails
Uni Pro 128

- Durable waterproof vinyl covering with central drain hole
- Ergonomic foam cushion with corrosion resistant plastic frame
- Slide rails with 6 inches of travel come attached
- Accepts two operator presence switches, flange mount



ITEM#	Color	Applications	Retail	Qty 1
8643	Black Vinyl	Forklift, Industrial, Skid Steer, Small Construction, Tractor and Turf Equipment	\$202	\$151
8642	Gray Vinyl	Forklift, Industrial, Skid Steer, Small Construction, Tractor and Turf Equipment	\$202	\$151

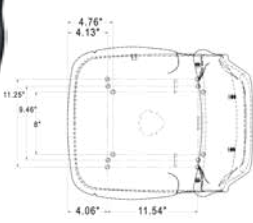
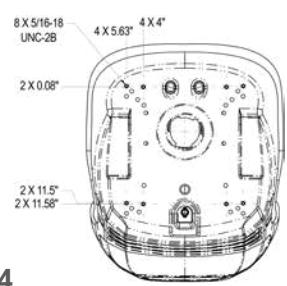


Milsco XB200

Retail: \$171
SPECIAL: \$128



NEW ARRIVALS



Sears Style Bucket Seats
Uni Pro 175

- Universal seat for construction, forklift, skid steer, and turf equipment
- Heavy-duty waterproof black vinyl covering
- One-piece stamped steel pan that is corrosion resistant
- Accepts operator presence switch
- One-piece molded cushion with protective edge trim

7104
Uni Pro 129 Bucket Seat

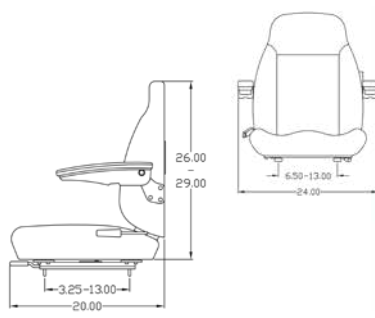
- Universal seat for construction, garden, industrial, lawn mower, skid steer, and tractor equipment
- Durable waterproof black vinyl covering with central drain hole
- Ergonomic foam cushion with corrosion resistant plastic frame
- Multiple mounting patterns

ITEM#	Color	Retail	Qty 1
8742	Black Vinyl	\$228	\$171
8754	Gray Vinyl	\$228	\$171



8021
Uni Pro 441 Seat Assembly

- Universal seat for commercial, ground service, material handling, skid steer, tractor, and turf equipment
- Heavy-duty water-resistant black vinyl covering
- Adjustable backrest folds forward and reclines, includes document pouch
- 3-position lumbar support to help prevent lower back pain

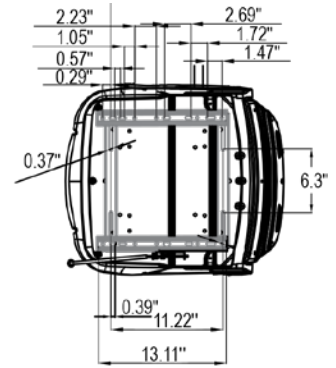


Retail: \$400
SPECIAL: \$300



Uni Pro 480/481 Seat Assemblies

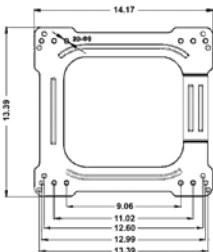
- Universal seat for commercial turf, construction, ground service, industrial, material handling, skid steer, and turf equipment
- Heavy-duty, water-resistant covering
- Vacuum formed with ergonomic polyurethane cushions
- Adjustable backrest and slide rails



ITEM#	Color	Model Number	Retail	Qty 1
8779	Gray Fabric	Uni Pro 480	\$199	\$149
8778	Black Vinyl	Uni Pro 481	\$199	\$149



Retail: \$399
SPECIAL: \$299

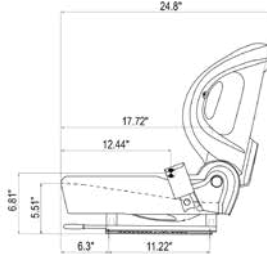


8001
Uni Pro 52 Forklift Seat

- Designed with a universal mounting pattern that fits select Daewoo®, Komatsu®, Mitsubishi®, Nissan®, TCM® and Toyota® forklifts
- Heavy-duty black vinyl covering
- Vacuum formed cushions
- 60° adjustable backrest for individual fit
- Retractable seat belt and hip restraints for added safety



Retail: \$307
SPECIAL: \$230



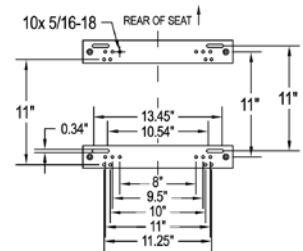
8620
Uni Pro 53 Toyota Forklift Seat Kit

- Designed to fit select Toyota® forklifts
- Durable black vinyl covering
- Seamless molded and contoured cushions
- Retractable seat belt and side restraints
- Kit includes bolt bag
- Toyota® Forklifts: 7FDU35, 7FDU45, 7FDU70, 7FDU80, 7FGU35, 7FGU45, 8FD35U, 8FDU25, 8FDU30, 8FGU25, 8FGU25, 8FGU30

**Note: This seat does not fold down*



Retail: \$599
SPECIAL: \$450



8175
Uni Pro Universal Suspension Forklift Seat

- Designed with a universal mounting pattern that fits select Daewoo® and Doosan® forklifts and material handling equipment
- Heavy-duty waterproof black vinyl covering
- Low-profile full mechanical suspension with 1.5in. stroke
- Contoured cushions and hip restraints
- Retractable seat belt for added safety
- 110 - 242 lb. weight adjustment

480/481 Seat Components

- Durable covering with foam cushion
- Dura-Tex molded armrests with steel cores
- Strong wear resistance



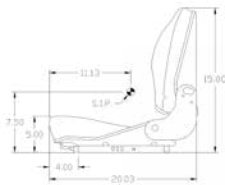
ITEM#	Color	Component Type	Applications	Retail	Qty 1
8785	Black Vinyl	Backrest Extension	Add-on option for Uni Pro 480 or 481 seats	\$59	\$44
8786	Gray Fabric	Backrest Extension	Add-on option for Uni Pro 480 or 481 seats	\$59	\$44
8784	Black Dura-Tex Molded Covering	Armrest Kit	Add-on option for Uni Pro 480 or 481 seats	\$99	\$74



NEW
ARRIVALS

Retail: \$308
SPECIAL: \$231

Grammer B12 or GS12



8074

Uni Pro 112 Seat & Semi-Suspension

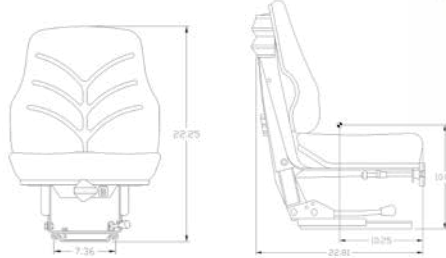
- Universal seat for ground service, skid steer, material handling, and turf equipment
- Durable waterproof black vinyl covering
- Steel frame with 15° backrest adjustment
- Integrated semi-suspension with 1.6in. stroke
- Vacuum formed waterproof cushions
- 110 - 265 lb. weight adjustment



NEW
ARRIVALS

Utility Suspension Seat Assemblies Uni Pro 117

- Universal seat for construction and tractor equipment
- Heavy-duty waterproof vinyl covering
- Vacuum formed, fire-resistant cushions
- Slide rail adjustment
- Utility suspension with 3.15in. stroke



7734



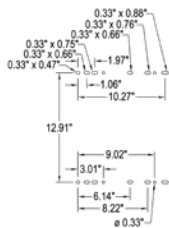
7736

ITEM#	Color	Retail	Qty 1
7734	Black Vinyl	\$488	\$366
7736	Yellow Vinyl	\$488	\$366



Retail: \$769
SPECIAL: \$576

Grammer MSG651/531



7882

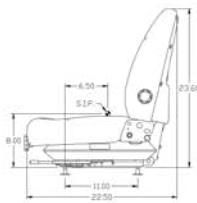
Uni Pro 136 Seat & Mechanical Suspension

- Universal seat with multiple applications for forklift, skid steer and turf equipment
- Durable black vinyl covering
- Mechanical suspension with travel of 2.38in.
- Vacuum formed narrow seat cushion of 18.5in.
- Adjustable backrest and mechanical lumbar support
- Retractable seat belt for added safety
- Weight indicator with 100 - 375 lb. adjustment
- Accepts operator presence switch



Retail: \$795
SPECIAL: \$596

Milco V5300



7924

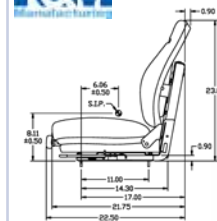
Uni Pro 236 Seat & Mechanical Suspension

- Universal seat with multiple applications for industrial, small construction, and turf equipment
- Durable black vinyl covering with central drain hole
- Mechanical suspension with travel of 2.36in.
- Contoured foam cushions
- Backrest angle adjustment from 5° forward to 15° backward
- Manual weight adjustment up to 270 lbs.



Retail: \$678
SPECIAL: \$508

Milco CR100



7939

Uni Pro 336 Seat & Mechanical Suspension

- Universal seat with multiple applications for agriculture, forklift, industrial, material handling, small construction, and turf equipment
- Durable black vinyl covering
- Mechanical suspension with travel of 3in.
- Contoured foam cushions
- Manual weight adjustment
- Accepts operator presence switch



NEW
ARRIVALS

Seat Components for Bobcat® or John Deere® Skid Steers

- Backrest and seat cushion for select Bobcat® E Series or John Deere® skid steers
- Durable gray vinyl covering
- Foam cushion
- Cushions bolt to original seat frame
- Cushions sold separately



8461



8460

ITEM#	Component Type	Retail	Qty 1
8461	Backrest Cushion	\$136	\$102
8460	Seat Cushion	\$147	\$110



NEW
ARRIVALS

Seat Components for Bobcat® E Series

- Seat cushion for Bobcat® E Series mini excavators
- Durable gray covering in fabric or vinyl
- Strong wear resistance
- Ergonomic foam cushion
- Cushions bolt to original seat frame
- Bobcat® E Series Mini Excavators: E10, E20, E26, E32 25 HP, E35 25 HP, E35 33 HP, E42, E45, E50, E55, E63, E85



8582



8591

ITEM#	Color	Retail	Qty 1
8582	Charcoal Gray Fabric	\$158	\$118
8591	Gray Vinyl	\$158	\$118

REPLACEMENT SEATS

REPLACEMENT SEATS



NEW ARRIVALS

Industrial LED Lights

For Case®, Cat®, Gehl®, Deere®, Komatsu®, and Mustang®

- Provides large savings over time and last 5 times longer than HID and Halogen lights
- Brighter lights provide visibility for longer distances
- IP68 rating (waterproof & dustproof)
- Radio frequency interference filter (RFI)
- Durable poly carbonate lens
- Electromagnetic interference filter (EMI)
- Includes mounting bracket and stainless steel hardware



ITEM#	Size (W x H)	Amps	Input Voltage	Light Pattern	Effective Lumens	Watts	Retail	Qty 1
TL500WF.TIG	4.5in. x 4.25in.	4.1	9 to 32	Wide Flood, 90°	6,900	50	\$126.00	\$88.20
TL500F.TIG	4.5in. x 4.25in.	4.1	9 to 32	Flood, 60°	6,900	50	\$126.00	\$88.20
TL500S.TIG	4.5in. x 4.25in.	4.1	9 to 32	Spot, 25°	6,900	50	\$126.00	\$88.20
TL500SS.TIG	4.5in. x 4.25in.	4.1	9 to 32	Spot, 20°	6,900	50	\$126.00	\$88.20
TL350F.TIG	4.5in. x 4.25in.	2.6	12 to 24	Flood	5,000	35	\$115.50	\$80.85



NEW ARRIVALS

Industrial LED Lights

General Use

- Provides large savings over time and last 5 times longer than HID and Halogen lights
- Brighter lights provide visibility for longer distances
- IP68 rating (waterproof & dustproof)
- Radio frequency interference filter (RFI)
- Durable poly carbonate lens
- Electromagnetic interference filter (EMI)
- Includes mounting bracket and stainless steel hardware



ITEM#	Size (W x H)	Amps	Input Voltage	Light Pattern	Effective Lumens	Watts	Retail	Qty 1
TL118F.TIG	6.25in. x 1.75in.	1.5	12 to 24	Flood	1,300	18	\$52.50	\$35.70
TL130F.TIG	6in. x 4in.	4.5	12 to 24	Flood	3,500	55	\$84.00	\$65.10
TL105F.TIG	4.29in. x 5.41in.	4.0	12 to 24	Flood	2,650	48	\$73.50	\$58.80
TL810.TIG	7in. x 5in.	2.9	9 to 32	Flood/Spot	3,700 Hi Beam; 1,800 Lo Beam	35	\$93.45	\$66.15
TL115F.TIG	4.25in. x 4.25in.	3.5	12 to 24	Flood	2,650	42	\$61.95	\$43.05



NEW ARRIVALS

TL2460.TIG

LED Magnetic Work Light

- Rechargeable work light with up to 4 hours of use on a single charge
- 4 light modes: high (100% intensity), low (30% intensity), flash (S.O.S. pattern), and flashing amber
- Rechargeable lithium ion battery and magnetic base
- 8in. overall height with 4in. base
- 3.375in. square light
- Can be used as a handheld or stand-alone light
- Ideal for grain carts, roadside warning, and trailers

Flashing / Flood Light Pattern

Four Lighting Modes: High Beam, Low Beam, Flash Mode, Flashing Amber Mode

1,000 Effective Lumens; 3.2 Amp Draw

12V to 24V Car Charger; 110V Wall Charger



Retail: \$82.95
SPECIAL: \$57.75



NEW
ARRIVALS

Retail: \$78.75
SPECIAL: \$55.65

TL2000.TIG Amber Warning Beacon Light

- Ensure safety
- Efficient, durable, long-lasting
- Reattach lens cover by twisting into lock position
- Ideal for agriculture and industrial equipment



360° Flashing/Flood Light Pattern

3 Adjustable Patterns

48 Watts; 4 Amp Draw

12V to 24V Input Voltage



NEW
ARRIVALS

Retail: \$31.50
SPECIAL: \$22.05

TL2100.TIG Amber Warning Beacon Light

- Ensure safety
- Efficient, durable, long-lasting
- Attach to equipment with solid/fix mount
- Includes mounting pad and stainless steel hardware
- Ideal for agriculture and industrial equipment



360° Flashing/Flood Light Pattern

Flashing/Flood Light Pattern

2.75in. x 5.25in. (D x H)

12V to 24V Input Voltage



NEW
ARRIVALS

Retail: \$446.25
SPECIAL: \$312.38

TL1400.TIG 34in. Amber Warning Light Bar

- Ensure safety
- Efficient, durable, long-lasting
- 34.25in. x 3.75in. x 11.75in. (W x H x D)
- Includes controller, wiring harness and mounting brackets
- Ideal for agriculture, ATV, construction, and vehicle equipment



360° Flashing with Bright 3W LED Bulbs

17 Flashing Patterns

12V to 24V Input Voltage

Low Profile Design



NEW
ARRIVALS

Retail: \$572.25
SPECIAL: \$400.58

TL1500.TIG 46in. Amber Warning Light Bar

- Ensure safety
- Efficient, durable, long-lasting
- 46in. x 3.75in. x 11.75in. (W x H x D)
- Includes controller, wiring harness and mounting brackets
- Ideal for agriculture, ATV, construction, and vehicle equipment



360° Flashing with Bright 3W LED Bulbs

17 Flashing Patterns

12V to 24V Input Voltage

Low Profile Design



NEW
ARRIVALS

Retail: \$169.00
SPECIAL: \$118.30

TLROPSKIT-1 Universal ROPS Light Kit

- An ideal solution for adding LED Lights to your zero-turn mower or compact tractor
- Polycarbonate lens with die-cast aluminum housing/heat sink
- IP68 rated (dust proof and water-resistant)
- Kit is universal, depending on the battery location
- Comes with interchangeable mounts to fit multiple dimensions of existing ROPS
- Included bracket dimensions (W x H): 2in. x 2in., 3in. x 1.5in., and 3in. x 2in.



Flood Beam Pattern

1,350 Effective Lumens (2,700 Combined)

18 Watts (36 Combined)

1.5 Amp Draw (3 Combined)

12V to 24V Input Voltage



**INVENTORY
CLOSEOUT**

SD.RWL10W.G1

Retail: \$64.99
**Special: \$47.11
SALE: \$19.97**

SD.RWL50W.G1

Retail: \$124.99
**Special: \$93.11
SALE: \$39.97**

LED Rechargeable Work Lights

- Energy Efficient & Water Resistant
- 180° of Portable Illumination
- Die-cast Aluminum Body with Durable Paint Finish
- Adjustable Angle Knobs for Easy Tilting
- Shatter-proof Tempered Glass
- Dimmable (100% or 50% Brightness)
- Includes 5V 1A Charger
- 5,500 K color temperature
- 40,000 hours lamp life
- 3 - 6 hours run time



SD.RWLL10W.G1

SD.RWLL50W.G1

Watts: 10 (SD.RWL10W.G1); 50 (SD.RWL50W.G1)

Lumens: 1,000 (SD.RWL10W.G1); 5,000 (SD.RWL50W.G1)

Lithium Battery: 3.7V - 4.0 Ah (SD.RWL10W.G1);
14.8V - 4.0 Ah (SD.RWL50W.G1)

Tiger Lights LED light bars offer exceptional durability and performance. Built with a tough polycarbonate lens and RoHS-compliant materials, each light bar includes stainless steel hardware for secure installation. With an IP68 rating, these lights are completely dustproof and fully submersible without impact on performance. Their die-cast aluminum housing and heatsink ensure lasting durability and optimal heat dissipation, extending their service life. All models provide a flood/spot beam pattern, with double-row lights featuring high-intensity 3-watt CREE LED bulbs for superior brightness.



Single Row Light Bars



ITEM#	Size (W x H)	LED Qty	Amps	Input Voltage	Effective Lumens	Watts	Retail	Qty 1
TL6SRC.TIG	7in. x 1.75in.	6	2.5	12 to 24	3,400	30	\$94.50	\$66.15
TL10SRC.TIG	11in. x 1.75in.	10	4.2	12 to 24	5,700	50	\$135.45	\$94.82
TL20SRC.TIG	21in. x 1.75in.	20	8.3	12 to 24	11,300	100	\$204.75	\$143.33
TL30SRC.TIG	31in. x 1.75in.	30	12.5	12 to 24	13,600	150	\$241.50	\$169.05
TL40SRC.TIG	41in. x 1.75in..	40	16.7	12 to 24	17,300	200	\$315.00	\$220.50
TL50SRC.TIG	51in. x 1.75in.	50	21	12 to 24	25,200	250	\$393.75	\$275.63



Double Row Light Bars



ITEM#	Size (W x H)	LED Qty	Amps	Input Voltage	Effective Lumens	Watts	Retail	Qty 1
TLB400C.TIG	8in. x 3in.	12	3	12 to 24	2,650	36	\$89.25	\$62.48
TLB410C.TIG	14in. x 3in.	24	6	12 to 24	5,400	72	\$157.50	\$110.25
TLB420C.TIG	22in. x 3in.	40	10	12 to 24	7,200	120	\$183.75	\$131.25
TLB430C.TIG	32in. x 3in.	60	15	12 to 24	9,900	180	\$278.25	\$194.25
TLB440C.TIG	42in. x 3in.	80	19	12 to 24	14,500	240	\$262.50	\$189.00
TLB450C.TIG	52in. x 3in.	96	24	12 to 24	21,000	288	\$366.45	\$257.25



Curved Double Row Light Bars



ITEM#	Size (W x H)	LED Qty	Amps	Input Voltage	Effective Lumens	Watts	Retail	Qty 1
TLB420C-CURV.TIG	22in. x 3in.	40	10	12 to 24	7,200	120	\$236.25	\$164.85
TLB430C-CURV.TIG	32in. x 3in.	60	15	12 to 24	9,900	180	\$278.25	\$194.25
TLB440C-CURV.TIG	42in. x 3in.	80	19	12 to 24	14,500	240	\$341.25	\$239.40
TLB450C-CURV.TIG	52in. x 3in.	96	24	12 to 24	21,000	288	\$393.75	\$276.15



Semi-Trash & Trash Pumps

- Suitable for flood water removal, lawn and garden watering, and pond filling
- Aluminum housing
- Durable cast iron impeller and diffuser for long life
- Basket strainer and hose adapters included
- EPDM mechanical seal and inlet valve for longevity and reliability in dewatering applications



BRP160SP3



ITEM#	Type	Engine	Max GPM	Max PSI	Port Size	Max Solids	Total Head Lift	Retail	Qty 1	Qty 8
BRP160SP2	Semi-Trash	Honda GX160	147	50	2in. x 2in. NPT	3/8in.	115 Ft.	\$509	\$382	\$370
BRP160SP3	Semi-Trash	Honda GX160	259	50	3in. x 3in. NPT	3/8in.	100 Ft.	\$559	\$419	\$407

ITEM#	Type	Engine	Max GPM	Max PSI	Port Size	Max Solids	Total Head Lift	Retail	SPECIAL	Qty 1	Qty 8
BRP200TP2	Trash	Honda GX200	180	36	2in. x 2in. NPT	1-1/8in.	100 Ft.	\$819	\$614	\$583	\$566
BRP200TP3	Trash	Honda GX200	272	50	3in. x 3in. NPT	1-1/8in.	115 Ft.	\$919	\$689	\$655	\$635



Commercial-Grade Trash Pumps

- Cast iron impeller
- Silicon carbide mechanical seal and graphite impregnated seat and Viton® elastomers
- Heavy-duty steel roll frame with vibration dampening feet, service tool, and strainer included
- Built-in EPDM/EPR check valve
- Removable/replaceable cast iron suction/discharge parts
- Discharge ports rotate in 90° increments
- Self-priming up to 26 feet



BRP520TP3



BRP550TP3

ITEM#	Engine	Max GPM	Max PSI	Port Size	Max Solids	Max Suction	Total Head Lift	Retail	Qty 1	Qty 8
BRP500TP2	Honda GX200	235	54	2in. x 2in. NPT	1-1/4in.	33 Ft.	125 Ft.	\$1,249	\$936	\$909
BRP520TP3	Honda GX200	290	48	3in. x 3in. NPT	1-1/4in.	33 Ft.	110 Ft.	\$1,379	\$937	\$909
BRP550TP3	Honda GX270	390	48	3in. x 3in. NPT	1-1/4in.	33 Ft.	110 Ft.	\$1,999	\$1,499	\$1,454



Retail: \$1,199
Qty 1: \$899
Qty 8: \$872



BRP650HP2

2in. Commercial-Grade High Pressure Pump

- Aluminum closed impeller and cast iron volute-die cast aluminum pump
- Large pump casing increases capacity
- Built-in check valve for fast priming
- Removable/replaceable cast iron suction and discharge flanges
- Discharge port rotates in 90° increments
- EPDM/EPR seal with carbon and ceramic faces with optional Viton® seals and elastomers
- Includes strainer, rubber foot mounting, and service tool

Honda GX200 Engine

120 Max GPM

93 Max PSI

2in. x 2in. NPT Port Size

180° F Max Temperature

215 Ft Total Head Lift

66 Ft Total Suction Head



Retail: \$2,379
Qty 1: \$1,784
Qty 4: \$1,730



BRP750DP3

3in. Commercial-Grade Self-Priming Diaphragm Pump

- Sand-cast aluminum construction for portability and durability
- Thermoplastic santoprene diaphragm
- Self-priming up to 25 feet lift
- Modular component design permits easy maintenance and clean-out
- 90° rotatable base
- Max temperature of 180° F

Honda GX120 Engine

89 Max GPM

11 Max PSI

3in. x 3in. NPT Port Size

1-5/8in. Max Solids Handling

25 Ft Total Head Lift

7.5 Ft Total Suction Head



Retail: \$225
Qty 1: \$182.25



BRP500WK Pump Wheel Kit

- 10in. semi-pneumatic wheels
- Fits BRP500TP2, BRP520TP3, BRP550TP3, BRP570TP4, BRP650HP2

POWERHORSE

Water Pumps Extended Run Pumps

- Rugged steel roll cage
- Durable cast iron volute and impeller
- Large 2.9 gallon fuel tank
- High quality silicon carbide seals
- Ideal for sandy or muddy water applications



750126

750127



ITEM#	Engine	Type	GPM	Port	Total Head Lift	Max PSI	Material Handling	Retail	SPECIAL	QTY 1	QTY 4
750126	212cc, OHV	Full Trash	183	2in.	98ft.	42	3/4in.	\$499.99	\$374.99	\$297.00	\$288.00
750127	212cc, OHV	Full Trash	197	3in.	82ft.	36	1-1/8in.	\$699.99	\$524.99	\$347.00	\$337.00



Poly Transfer Pumps

- High strength polypropylene
- Self-priming
- Corrosion resistant
- Lightweight & portable
- High performance impellers



205PH-5-160



300PH-6-200E



- ▶ Self-Priming with High Performance Impellers
- ▶ Perfect for Various Ag and Industrial Liquid Applications

HOT BUYS

ITEM#	Engine	Max GPM	Oil Alert	Capacity	Start	Impeller	Seals	Retail	SPECIAL	QTY 1	QTY 16
205PH-6-200.BAN	Honda GX200	190	Yes	2in.	Recoil	5-Vane	EPDM	\$819	\$532	\$505	\$490
300PH-6-200.BAN	Honda GX200	300	Yes	3in.	Recoil	4-Vane	EPDM	\$899	\$584	\$555	\$538

ITEM#	Engine	Max GPM	Oil Alert	Capacity	Start	Impeller	Seals	Retail	SPECIAL	QTY 1	QTY 16
205PH-5-160.BAN	Honda GX160	190	Yes	2in.	Recoil	5-Vane	EPDM	\$749	\$487	\$463	\$449

ITEM#	Engine	Max GPM	Oil Alert	Capacity	Start	Impeller	Seals	Retail	SPECIAL	QTY 1	QTY 16
205PH-5-160E.BAN	Honda GX160	190	Yes	2in.	Electric	5-Vane	EPDM	\$1,129	\$734	\$734	\$712
300PH-6-200E.BAN	Honda GX200	300	Yes	3in.	Electric	4-Vane	EPDM	\$1,329	\$864	\$864	\$838



Pump Only Kits

- Cast iron or polypropylene construction
- Self-priming
- Stainless steel shaft sleeve to protect engine shaft
- High performance impellers

ITEM#	Material	Capacity	Impeller	Seals	Retail	SPECIAL
205PO.BAN	Polypropylene	2in.	5-Vane	EPDM	\$340	\$174.92
215PO.BAN	Polypropylene	2in.	5-Vane	Viton	\$473	\$243.43
M225PO.BAN	Polypropylene	2in.	5-Vane	EPDM	\$562	\$289.35
300PO.BAN	Polypropylene	3in.	4-Vane	EPDM	\$483	\$254.90
M300PO.BAN	Polypropylene	2in.	4-Vane	EPDM	\$732	\$385.85
222POI.BAN	Cast Iron	2in.	5-Vane	EPDM	\$932	\$491.63



205PO



M300PO



Retail: \$64.99
 Qty 1: \$45.49
 Qty 4: \$44.13

42358
 Submersible Water Pump

- Drains pool covers, ponds, flooded cellars and boat bilges
- .12 HP, 110V motor with built-in thermal overload protection
- 1,268 GPH
- Includes 1/2in., 3/4in. and 1in. hose adapters, and 10ft. power cord



Retail: \$74.99
 Qty 1: \$52.49
 Qty 4: \$50.92

42360
 Submersible Water Pump w/Float Switch

- Drains pool covers, ponds, flooded cellars and boat bilges
- Automatic on/off action with mechanical float
- Starts when water reaches 18–19 inches and stops when water is lower than 6–7 inches
- Float switch performance will vary depending on tank type and size
- 110V motor with built-in thermal overload
- 1,268 GPH
- Includes 1/2in., 3/4in. and 1in. hose adapters, and 10ft. power cord



Retail: \$159
 SPECIAL: \$119

92341.SUP
 Sump Pump

- 1/3 HP split capacitor continuous duty motor
- 46 max GPM
- 1-1/2in. discharge
- 3/8in. max solids handling
- 10ft. waterproof cord included



Retail: \$105
 SPECIAL: \$79

90040.SUP
 Transfer Pump

- 115V 2.3 AMP motor
- 3/4in. GHT suction and discharge
- Includes 6ft. suction hose, suction attachment, extra impeller, and gasket



91250.SUP
 Submersible Utility Pump

- Continuous-duty, 1/4 HP split capacitor motor
- 30 max GPM
- 1-1/4in. top discharge
- 1/8in. max solids handling
- Includes 3/4in. garden hose adapter and 10ft. waterproof cord



**INVENTORY
 CLOSEOUT**

Retail: \$81
 Special: \$61
 SALE: \$48



Pump Accessories
 Hose Kits and Adapters

ITEM#	Description	Retail	SPECIAL
99624.SUP	Universal sump pump hose kit, 1-1/4in. x 25ft.	\$11.90	\$10.63
99621.SUP	Lay-flat PVC hose kit, 1-1/2in. x 25ft.	\$25.47	\$22.74
99006.SUP	Garden hose adapter, 1-1/4in. FPT x 3/4in.	\$5.50	\$3.75
99005.SUP	Garden hose adapter for use with 1-1/4in. NPT	\$4.00	\$3.00

BRAVE

Pump Accessories Wheel and Hose Kits

- Works in any application where water or trash pumps with quick-connect coupler connections are needed
- Perfect for general water transfer and clean up in agriculture, construction, industrial and mobile applications
- Kit includes a 20ft. heavy-duty PVC suction hose, 50ft. lay-flat PVC discharge hose and an industrial-grade plated steel 3/8in. strainer, and 2 aluminum male adapters



HOSE KITS

ITEM#	Description	Retail	Qty 1	Qty 4
BRHK2	2in. transfer pump hose kit with quick-connect couplers	\$275	\$206	\$200
BRHK3	3in. transfer pump hose kit with quick-connect couplers	\$420	\$315	\$306
BRHK4	4in. transfer pump hose kit with quick-connect couplers	\$575	\$431	\$418



Discharge Hoses



Eagle Flo® Blue



Eagle Red



Eagle Green

ITEM#	Description	Size	Retail	Qty 1	Qty 4
A008-0326-3550.JGB	• Eagle Flo® blue PVC hoses for light duty use	2in.	\$63.59	\$44.51	\$43.18
A008-0326-1650.JGB	• For general purpose agriculture, irrigation, and construction	2in.	\$59.35	\$41.55	\$40.30
A008-0486-3550.JGB	• For temperatures -4° to 150° F	3in.	\$110.22	\$77.15	\$74.84
A008-0486-1650.JGB	• Blue PVC tubing reinforced with polyester yarn	3in.	\$103.87	\$72.71	\$70.53
A008-0646-3550.JGB	• 50ft., Standard male and female threaded	4in.	\$170.65	\$119.46	\$115.87
A008-0646-1650.JGB	• CXE Camlocks (3550) or MXF Water Shanks (1650)	4in.	\$161.11	\$112.78	\$109.39
A008-0321-3550.JGB	• Eagle Red PVC hoses for light duty use	2in.	\$89.03	\$62.32	\$60.45
A008-0321-1650.JGB	• For general purpose agriculture, quarry, irrigation, mining, industrial and construction	2in.	\$82.67	\$57.87	\$56.13
A008-0481-3550.JGB	• For temperatures -10° to 150° F	3in.	\$148.38	\$103.87	\$100.75
A008-0481-1650.JGB	• Premium red PVC tubing reinforced with two spiral plies and longitudinal silk cords	3in.	\$142.02	\$99.41	\$96.43
A008-0641-3550.JGB	• 50ft., Standard male and female threaded	4in.	\$218.34	\$152.84	\$148.25
A008-0641-1650.JGB	• CXE Camlocks (3550) or MXF Water Shanks (1650)	4in.	\$209.85	\$146.90	\$142.49
A007-0329-3520.JGB	• Eagle Green PVC, lightweight and highly flexible	2in.	\$62.53	\$43.77	\$42.46
A007-0329-1620.JGB	• For agricultural liquid fertilizer, irrigation and drain lines, mining, rental and construction dewatering, trash pumps, and standard water suction	2in.	\$59.35	\$41.55	\$40.30
A007-0489-3520.JGB	• For temperatures -10° to 140° F	3in.	\$114.46	\$80.12	\$77.72
A007-0489-1620.JGB	• Transparent construction for visual of material flow	3in.	\$110.22	\$77.15	\$74.84
A007-0649-3520.JGB	• PVC tube with rigid PVC helix, 20ft. long	4in.	\$236.00	\$165.20	\$160.24
A007-0649-1620.JGB	• CXE Camlocks (3520) or MXF Water Shanks (1620)	4in.	\$260.00	\$182.00	\$176.08



Hose Accessories



STRAINERS



SKIMMERS



WATER SHANKS

SCAN THE CODE
TO SEE FULL LINE!





Trailer Dollies

- Easy way to move most 2-wheeled trailers
- Constructed of heavy-duty steel
- Powder-coat finished for durability
- Flat-free Tires



ITEM #	Capacity	Ball Height	Handle	Wheels	Shank Dia.	Retail	Qty 1	Qty 4
58017	600 lbs Tongue Wt.	15-3/8 - 24-3/8 in.	41 in.	10 in.	3/4 in.	\$139.99	\$83.99	\$81.47
58020	800 lbs Tongue Wt.	15-3/8 - 24-3/8 in.	41-1/8 in.	12 in.	3/4 in.	\$229.99	\$139.99	\$135.79
58014	1,000 lbs Tongue Wt.	21-1/4 - 34-5/8 in.	38 in. w/Brake Levers	16 in.	1 in.	\$349.99	\$209.99	\$203.69



Loading Ramps

- Ideal for towing ATVs, riding lawn mowers, landscaping equipment and more
- Folding designs for compact storage
- High-strength, rust-resistant construction
- Handles for easy transport



53181



53187



41156

ITEM #	Capacity/Ramp	Material	Folding	Surface Width (PER RAMP)	Max Length	Retail	Qty 1	Qty 4
53181	750 lbs	Aluminum	Half Fold	12 in.	90 in.	\$239.99	\$167.99	\$162.95
53187	1,500 lbs	Aluminum	Half Fold	19 in.	96 in.	\$399.99	\$279.99	\$279.99
41156	500 lbs	Steel w/Galvanized Finish	Tri-Fold	(Locked Together) 9 in.	72 in.	\$179.99	\$107.99	\$104.75



5-Ton Double-Gear Hand Cable Puller

- 10,000 lbs. of pulling power
- Rugged integrated steel twin drive ratchet wheels
- Steel construction for power to park a boat, pack goods and more
- 3 drop-forged steel hooks with spring safety latches
- Single line cap. 2-1/2 tons; Double line cap. 5 tons



ITEM #	Aircraft Quality Cable Size	Retail	Qty 1	Qty 4
61138	12 ft. L x 1/4 in. Diameter	\$79.99	\$55.99	\$54.31



Rubber Wheel Chocks

- Reinforced with nylon fiber to stand up to daily use in areas where corrosive chemicals are common
- Chock is oil-, acid-, UV- and salt-resistant
- Ideal for shop and roadside applications
- Sold individually



ITEM #	Working Width	Style	Retail	Qty 1	Qty 4
29373	5in.	Eye Bolt	\$12.99	\$9.09	\$8.82
29374	8in.	Handle	\$15.99	\$11.19	\$10.86



Multi-Ball Mounts

- Rugged steel construction
- Fits 2 in. square receivers
- Includes 1-7/8, 2, and 2-5/16 in. balls
- Corrosion-resistant finish
- Class IV rating
- Meets J684 testing standards



ITEM #	Tongue Weight	Gross Towing Weight	Ball Diameter	Type	Finish	Retail	Qty 1	Qty 4
64748	1,000 lbs	10,000 lbs	1-7/8 in., 2 in., 2-5/16 in.	Solid Steel, Tri-Ball w/Hook	Powder-Coat	\$69.99	\$48.99	\$47.52
64751	1,000 lbs	2,000 lbs	1-7/8 in., 2 in., 2-5/16 in.	Solid Steel, Tri-Ball	Powder-Coat	\$159.99	\$111.99	\$111.99
54131	750 lbs	10,000 lbs	1-7/8 in., 2 in., 2-5/16 in.	Solid Tube, Tri-Ball	Powder-Coat	\$59.99	\$41.99	\$40.73
54132	750 lbs	10,000 lbs	1-7/8 in., 2 in., 2-5/16 in.	Solid Tube, Tri-Ball	Chrome	\$84.99	\$50.99	\$49.46
54134	1,000 lbs	10,000 lbs	2 in., 2-5/16 in.	Solid Tube, Double Ball	Powder-Coat	\$69.99	\$48.99	\$47.52



XTP Receiver Hitch Starter Kits

- Special Channel system design prevents hitch from rusting into the receiver
- Built-in lockrail system allows you to tighten or loosen the hitch ball using a single wrench
- Use with any flat wrench hitch ball with 1 in. shank dia.
- Special XTP 2-Coat System comprised of an E-coat base with black powder-coat finish for exceptional rust resistance
- Kit includes rugged drop step ball mount, hitch ball and locking hitch pin



ITEM #	Fits Receivers	Drop	Ball Size	Ball Diameter Hole	Tongue Weight	Gross Towing Weight	Class Rating	Retail	Qty 1	Qty 4
33587	2 in.	2 in.	2 in.	1 in.	600 lbs	6,000 lbs	III	\$59.99	\$35.99	\$35.99
33589	2 in.	2 in.	2 in.	1 in.	600 lbs	6,000 lbs	III	\$49.99	\$29.99	\$29.09
33598	2 in.	4 in.	2 in.	1 in.	500 lbs	5,000 lbs	III	\$69.99	\$41.99	\$40.73



2 In. Towing Starter Kits

- Tough steel construction
- Can be used with drop or rise
- Kit includes rugged drop step ball mount, hitch ball and hitch pin with clip



ITEM #	Fits Receivers	Drop	Ball Size	Ball Diameter Hole	Tongue Weight	Gross Towing Weight	Class Rating	Retail	Qty 1	Qty 4
33458	2 in.	2 in.	2 in.	1 in.	600 lbs	6,000 lbs	III	\$32.99	\$19.79	\$19.20
33471	2 in.	4 in.	2 in.	1 in.	500 lbs	5,000 lbs	III	\$33.99	\$23.79	\$23.08
33474	2 in.	4 in.	2-5/16 in.	1 in.	500 lbs	5,000 lbs	III	\$35.99	\$21.59	\$20.95



Complete Tow Kits

- Kits each include rugged class III ball mount, 1-7/8 in. hitch ball, 2 in. hitch ball, and hitch pin with clip



ITEM #	Fits Receivers	Drop	Ball Size	Ball Diameter Hole	Tongue Weight	Gross Towing Weight	Retail	Qty 1	Qty 4
37526	2 in.	2 in.	1-7/8, 2 in.	1 in.	500 lbs	2,000 lbs (1-7/8 in. Ball); 5,000 lbs (2 in. Ball)	\$39.99	\$27.99	\$27.15
37527	2 in.	4 in.	1-7/8, 2 in.	1 in.	500 lbs	2,000 lbs (1-7/8 in. Ball); 5,000 lbs (2 in. Ball)	\$42.99	\$30.09	\$29.19

SEE OUR FULL PRODUCT LINES ON THE WEBSITE | Scan each QR code to visit the web page.

ULTRATOW™ **iron-ton™**

Trailer jacks



- Bolt-on Marine Swivel
- A-Frame
- Snap Ring
- Tube Mount
- Electric



ULTRATOW™

Hitch Balls

- Chrome-plated, solid steel, cold-formed ball
- Features external threaded shank
- For use in everyday towing
- Includes washer and mounting nut



ULTRATOW™

XTP Steel Ball Mounts

- Solid steel construction
- Corrosion-resistant black powder-coat finish provides durability
- Tow ball and hitch sold separately



ULTRATOW™

Hitch Adapters

- Adapts a 2 in. receiver hitch to accept a 1-1/4 in. insert
- Use your bike rack, cargo hauler or other current hitch accessories without changing the hitch mount
- Steel construction for corrosion resistance and long life
- **Not for towing**
- Pins not included



ULTRATOW™

XTP Auto-Locking Trailer Couplers

- Automatic locking securely attaches to tow vehicle, even if user forgets safety clip
- Durable steel construction
- Meets or exceeds SAE, VESC V-5 and CSA strength requirements



ULTRATOW™


Posi-Lock & A-Frame Trailer Couplers

- Posi-Lock design enables fast trailer hookups, with a trigger action mechanism for quick locking to the trailer ball
- Zinc-plated steel resists rust and corrosion
- Hardware not included
- 605668 A-frame coupler fits standard A-frame jack mounting holes. Weld onto frame members set at 50° angles. E-coat plating resists rust and corrosion



ULTRATOW™

Locks, Pins, Chains, & Testers



ULTRATOW™

Bearings, Seals, & Spindles





Class IV Adjustable Ball Mount

- Lightweight, rustproof aluminum construction
- Easily adjust and change hitch balls includes 2-5/16in., 2in. and 1-7/8in. balls
- Includes dual barrel lock with single key security, and a heavy-duty storage case

NEW ARRIVALS



5714686



5714694



ITEM #	Size	Drop / Rise	Towing Capacity	Retail	Qty 1
5714686	6in.	5 - 5/8in. Drop; 6 - 1/2in. Rise	12,000 lbs.	\$179.99	\$134.99
5714694	8in.	8in. Drop; 8 - 3/4in. Rise	12,000 lbs.	\$199.99	\$149.99



6-Ton Dual-Purpose Pintle Hitch

- 6-Ton hitch can be used with a tow ring or ball coupler
- Fits 2 in. receivers
- Steel construction
- Drawbar eye size: 2-1/2 in. to 3 in. ID w/1-1/4 in. to 1-9/16 in. Diam. Section
- 5/8 in. hitch pin hole



ITEM #	Gross Towing Weight	Load Capacity	Retail	Qty 1	Qty 4
23261	12,000 lbs	2,400 lbs	\$124.99	\$74.99	\$72.74



6-Ton Dual-Purpose Pintle Hitch

- 5-Ton forged metal hitch can be used with a tow ring or ball coupler
- Fits 2 in. receivers
- Steel construction
- 10,000 lb hitch ball capacity
- 12,000 lb pintle capacity
- Includes 2-5/16 in. chrome towing ball



ITEM #	Max. Trailer Weight	Load Capacity	Retail	Qty 1	Qty 4
23262	10,000 lbs	2,000 lbs	\$129.99	\$77.99	\$75.65



XTP Ultra Pack Trailer Hub Systems

- Fully assembled and pre-lubed
- Repack bearing without removing hub
- High speed hub
- High-quality cast-iron construction



572051



572061



572071



572241



572251

ITEM #	Description	Retail	Qty 1	Qty 4
572051	5 on 4-1/2 in., 1,250lb Cap.	\$54.99	\$32.99	\$32.00
572061	5 on 4-1/2 in., 1,750lb Cap.	\$64.99	\$38.99	\$37.82
572071	6 on 5-1/2 in., 2,750lb Cap.	\$79.99	\$47.99	\$46.55
572241	4 on 4 in., 1,350 Cap.	\$49.99	\$29.99	\$29.09
572251	5 on 4-1/2 in., 1,350lb Cap.	\$54.99	\$32.99	\$32.00



*Shown Packaged

ULTRATOW™

5686144
Green HD Ratchet Tie Down

- Ideal for use with lighter loads such as dirt bikes, ATVs, and lawnmowers
- Steel core-coated S-hooks won't scratch, rust or mar surfaces
- 1,500 lb. breaking strength
- 500 lb. working load



ITEM #	Size	Retail	Qty 1 Case	Qty 4 Cases
5686144	1in. x 14ft. / 4-Pack	\$29.99/Ea. \$119.96/Case	\$89.97/Case of 4 Packs	\$87.27/Case of 4 Packs

ULTRATOW™

5686195
Orange HD Ratchet Tie Down

- Ideal for heavier loads hauled in a large pick-up or medium trailer. Also for motorcycles, smaller boats, and appliances
- Steel core-coated S-hooks won't scratch, rust or mar surfaces
- Provides excellent security for traveling longer distances
- 3,000 lb. breaking strength
- 1,000 lb. working load



ITEM #	Size	Retail	Qty 1 Case	Qty 4 Cases
5686195	1in. x 10ft. / 4-Pack	\$27.99/Ea. \$83.97/Case	\$62.98/Case of 4 Packs	\$61.09/Case of 4 Packs

ULTRATOW™

5686208
Green HD Cambuckle Tie Down

- Contains standard-duty tie-downs that allow loads to be secured quickly with minimum holding force
- Should only be used on products that apply tension to the strap
- The perfect choice for securing dirt bikes, ATVs, or any mid- to lightweight vehicle with built-in shocks
- 900 lb. breaking strength
- 300 lb. working load



ITEM #	Size	Retail	Qty 1 Case	Qty 4 Cases
5686208	1in. x 10ft. / 4-Pack	\$18.99/Ea. \$75.96/Case	\$56.70/Case of 6 Packs	\$54.99/Case of 6 Packs

ULTRATOW™

Yellow Ratchet Tie Downs with Flat and J-Hooks

- Provides extra stability for traveling long distances.
- Can be used for the heaviest loads hauled on large trailers or flatbeds and is also great for tractors, vehicles, and other large equipment
- Double flat or J-hooks for easy attachment
- Webbing is yellow polyester
- 10,000 lb. breaking strength
- 3,300 lb. working load



ITEM #	Type / Size	Retail	Qty 1 Case	Qty 4 Cases
5866136	Flat Hooks 2in. x 27ft. / Single	\$11.99/Ea. \$71.94/Case	\$53.96/Case of 6 Packs	\$52.34/Case of 6 Packs
5866152	J-Hooks 2in. x 27ft. / Single	\$15.99/Ea. \$95.94/Case	\$71.96/Case of 6 Packs	\$69.80/Case of 6 Packs

ULTRATOW™

Winch Straps with Flat Hooks

- Designed for use on truck-mounted strap winches
- Super strong flat hook for a strong hold that's easy to connect, plus black E-coating on the hook for corrosion resistance
- Strong and abrasion-resistant gray polyester webbing with an anti-cut and anti-abrasion black edge that provides extended durability
- 16,200 lb. breaking strength
- 5,400 lb. working load



ITEM #	Type / Size	Retail	Qty 1 Case	Qty 4 Cases
5702618	Flat Hook 4in. x 30ft. / Single	\$25.99/Ea. \$155.94/Case	\$116.96/Case of 6 Packs	\$113.45/Case of 6 Packs
5702571	Flat Hook 4in. x 30ft. / Single	\$15.99/Ea. \$95.94/Case	\$71.96/Case of 6 Packs	\$69.80/Case of 6 Packs



XTP Automatic Self-Tension Ratchet Straps

- Will re-tighten slack webbing to ensure the cargo stays tight and stays safe
- PATENTED design features two large coil springs that automatically create extra tension and tighten the strap in case of load shift
- Super strong welded double hooks for a strong hold that's easy to connect plus black E-coating on each hook for corrosion resistance
- Strong and abrasion-resistant polyester webbing with an anti-cut and anti-abrasion black edge that provides extended durability
- Can be used for the heaviest loads hauled on large trailers or flatbeds, and is also great for tractors, vehicles and other large equipment



5702634



5702562



5702642



5702589



5702600



5702597

NEW ARRIVALS

ITEM #	Working Load	Breaking Strength	Hook Type	Color	Size	Retail	Qty 1	Qty 4
5702634	1,333 lbs.	4,000 lbs.	J-Hook	Gray	1.5in. x 14ft.	\$47.99	\$35.99	\$34.91
5702562	1,333 lbs.	4,000 lbs.	J-Hook	Yellow	1.5in. x 14ft.	\$37.99	\$28.49	\$27.64
5702642	3,300 lbs.	10,000 lbs.	J-Hook	Gray	2in. x 27ft.	\$44.99	\$33.74	\$32.73
5702589	3,300 lbs.	10,000 lbs.	J-Hook	Yellow	2in. x 27ft.	\$34.99	\$26.24	\$25.46
5702600	3,300 lbs.	10,000 lbs.	Flat Hook	Gray	2in. x 27ft.	\$44.99	\$33.74	\$32.73
5702597	3,300 lbs.	10,000 lbs.	Flat Hook	Yellow	2in. x 27ft.	\$34.99	\$26.24	\$25.46



NEW ARRIVALS

XTP Ratchet Straps

- Commercial-grade ratchet strap designed to hold large loads
- Super strong hooks for a strong hold that's easy to connect plus black E-coating on each hook for corrosion resistance
- Strong and abrasion-resistant gray polyester webbing with an anti-cut and anti-abrasion black edge that provides extended durability
- Can be used for the heaviest loads hauled on large trailers or flatbeds, and is also great for tractors, vehicles and other large equipment
- 3,300 lb. working load
- 10,000 lb. breaking strength
- 2in. x 27ft



5702651



5702626

ITEM #	Hook Type	Retail	Qty 1	Qty 4
5702626	Flat Hook	\$24.99	\$18.74	\$18.18
5702651	J-Hook	\$24.99	\$18.74	\$18.18



NEW ARRIVALS

5702554 Tow Strap

- Can handle the tough towing jobs
- Reinforced loop ends for quick connections
- Strong and abrasion-resistant polyester yellow webbing
- 20,000 lb. breaking strength
- 6,666 lb. working load



ITEM #	Hook Type	Retail	Qty 1	Qty 4
5702554	4in. x 30ft. Tow Strap	\$19.99	\$14.99	\$14.54

ULTRATOW™

Chain Binders



52526

52511/4850651

52499/4850643

52527

4850643

52496

ITEM #	Type	Description	Working Load	Chain Type	Retail	Qty 1	Qty 4
52526	1/4in. Ratchet	The professional way to clamp, bind, anchor, and tie down large loads. 33,000 lb. breaking strength.	3,900 lbs.	1/4in. Grade 70 or 5/16in. Grade 43	\$49.99	\$29.99	\$29.09
52511/4850651	5/16in. Ratchet	The professional way to clamp, bind, anchor, and tie down large loads. 19,000 lb. breaking strength.	5,400 lbs.	5/16in. Grade 70 or 3/8in. Grade 43	\$29.99	\$24.49	\$23.76
52499/4850643	3/8in. Ratchet	The professional way to clamp, bind, anchor, and tie down large loads. 33,000 lb. breaking strength.	9,200 lbs.	3/8in. Grade 70 or 1/2in. Grade 43	\$39.99	\$23.99	\$23.27
52527	1/2in. Ratchet	The professional way to clamp, bind, anchor, and tie down large loads.	13,000 lbs.	1/2in. Grade 70 or 5/8in. Grade 43	\$79.99	\$47.99	\$46.55
52496	1/4in. Lever	Provides good leverage to handle heavy-duty jobs. Great for securing heavy equipment, cargo, and more. 7,800 lb. breaking strength.	5,400 lbs.	1/4in. Grade 70 or 5/16in. Grade 43	\$21.99	\$13.19	\$12.80

ULTRATOW™

NEW ARRIVALS

Retail: \$39.99
Qty 1: \$29.99

5576308

Tow Chain with Grab Hook

- Features a 15in. J grab hook on one end and 5/16in. G70 grab hook on the other end
- Grade 43 chain meets the latest version of NACM Specifications and DOT regulations; 100% proof load tested
- Zinc-plated finish improves corrosion resistance
- 2,650 lbs. working load
- 10,600 lbs. breaking strength
- 3/8in. x 80in.



ULTRATOW™

NEW ARRIVALS

Truckerft.s Chain

- Assembled with G70 clevis grab hooks on each end
- Features a yellow chromate finish that is corrosion resistant
- Alloy steel chain is designed for towing, logging use and cargo securement
- Meets the latest version of NACM Specifications and DOT regulations; 100% proof load tested



5576316

5576295

5569407

ITEM #	Working Load	Breaking Strength	Size	Retail	Qty 1	Qty 4
5576316	11,300 lbs.	45,200 lbs.	1/2in. x 20ft.	\$99.99	\$74.99	\$72.74
5569407	6,600 lbs.	26,400 lbs.	3/8in. x 20ft.	\$59.99	\$44.99	\$43.64
5576295	4,700 lbs.	18,800 lbs.	5/16in. x 20ft.	\$49.99	\$37.49	\$36.37



Retail: \$3,395
 Qty 1: \$2,716
 Qty 4: \$2,662



MMXR-3221
 Multi-Use Mixer

- Fully-adjustable water input designed to be used with concrete, mortar, or stucco mix
- 35in. stand-over height means you'll never lift another bag above the belt
- Built-in bag opener
- All-electric, water-sealed motor with forward and reverse settings
- 360° pivot system allows for precision and flexibility on any work site
- Marathon flat-free tires

1/2HP, 120V, 1.6 AMPS Motor

120 Pound Hopper Capacity

16in. Chute Height

14 Gauge Steel Body; 1 in. Steel Frame

FREE **SHIPPING**



With the power to chew through more than 40 bags per hour, weekend projects become half-day projects.

- A** 35" stand-over height means you'll never lift another bag above the belt.
- B** Integrated bag opener for easy drop-and-fold opening of your favorite dry mix.
- C** Fully-adjustable water dial allows for customized water flow for desired mixture.
- D** An all-electric, water-sealed motor with both forward and reverse settings to give you complete control.
- E** Attached secondary hose for quick, easy, and convenient clean up.
- F** Electric drivetrain with the power to chew through more than 40 bags of mix per hour.
- G** 14 gauge high-strength steel construction stands up to anything you need to throw at it.
- H** 330° Pivot System allows for precision and adjustability on any work site.
- I** Patented auger and chute move along any mixture to deliver it where it's needed.
- J** Marathon Flat-Free tires means you'll always get where you're going.



Retail: \$325
 Qty 1: \$245
 Qty 4: \$240

MMAC-0123.MUD
 MudMixer Hopper Extension

- Attaches to the top of the MudMixer unit
- Increases dry capacity from 120lbs. to 300 lbs



Retail: \$185
 Qty 1: \$148

MMAC-0133.MUD
 MudMixer Chute Extension

- Attaches to the chute of the MudMixer
- Extends the length of the chute



Retail: \$95
 Qty 1: \$72

MMAC-0143.MUD
 MudMixer All-Weather Cover

- Protects your MudMixer from harsh elements
- Lightweight yet durable
- Made from heavy-duty polyester and coated with PVC
- Stays securely in place with straps and buckles



Electric Cement Mixer

- Portable, versatile and durable units that handle stucco, mortar or concrete
- Polypropylene drum holds up to 225 lbs. of premix
- Easy to clean, pour and maneuver
- 13in. Flat-free tires



ITEM#	Motor	Material	Drum Opening	Drum RPM	Drum Capacity	Wheels	Retail	Qty 1	Qty 4
49413	1/2 HP, 120V	Polypropylene Drum	13.8in.	26	3.5 Cu. Ft.	13in.	\$429.99	\$301.00	\$292.00



Electric Cement Mixers

- Wheelbarrow design featuring retracting steel handles with cushion grips
- High torque, brushless electric motor
- Steel blades with mortar / concrete configuration
- Steel pipe frame
- Flat-free tires with steel rims and 5/8in. ball bearings
- Polyethylene drums are resistant to dents, cracks and rust
- Single bolt assembly



ITEM#	Motor	Drum Size	Drum Capacity	Drum Rotation	Retail	SPECIAL
350DD	3/4HP, 120V, 28 RPM	3.5 Cu Ft	Up to 180 lbs.	26 Times/Min.	\$642	\$482
600DD	3/4HP, 120V, 28 RPM	6 Cu Ft	Up to 300 lbs.	28 Times/Min.	\$825	\$619
1000DD-WB	1-1/2HP, 120V, 28 RPM	10 Cu Ft	Up to 800 lbs.	28 Times/Min.	\$2,099	\$1,549

ITEM#	Description	Retail	SPECIAL
350STAND.KUS	Stand for 350 Series	\$90.50	\$67.88
600STAND.KUS	Stand for 600 Series	\$90.50	\$67.88
DDMA-53.KUS	Protective Cage for Motors	\$33.00	\$24.75





BravePro Portable MIXZR

- Designed for small jobs
- Direct drive
- Durable steel drum
- 2 blades
- Use as a wheelbarrow design or stationary with the included stand kit



HOT BUYS

ITEM#	Motor	Drum Material	Drum Capacity	Wheels	Hitch	Retail	SPECIAL	Qty 1	Qty 4
GPE211005	115V	Steel	5 Cu Ft	11in. Rubber Flat-Free	2in.	\$920	\$639	\$596	\$578



Mortar Mixers

- Heavy-duty safety grid with built-in bag cutter
- Steel hood latch
- Axle with 2 gussets per side for added strength
- Durable 1/8in. thick abrasion steel drum with heavy-duty lip (BRPMM106H, BRPMM108H)
- Easy-to-clean polyethylene drum for extended life and high performance (BRPMM206H, BRPMM208H)
- High speed hubs and wheels
- Hitch and 2in. ball coupler included
- Cast iron pillow block for added strength
- Durable 3/16in. drum thickness
- Lifetime warranty on drum bearings and seals



HOT BUYS

ITEM#	Engine	Drum Material	Drum Capacity	Wheels	Hitch	Retail	SPECIAL	Qty 1	Qty 4
BRPMM208H	Honda GX240	Poly	8 Cu Ft	13in. x 6.5in. High Speed	2in.	\$5,359	\$4,019	\$3,818	\$3,704

ITEM#	Engine	Drum Material	Drum Capacity	Wheels	Hitch	Retail	Qty 1	Qty 4
BRPMM106H	Honda GX240	Steel	6 Cu Ft	12in. x 4.8in. High Speed	2in.	\$4,179	\$3,134	\$3,040
BRPMM108H	Honda GX240	Steel	8 Cu Ft	13in. x 6.5in. High Speed	2in.	\$4,279	\$3,209	\$3,113
BRPMM206H	Honda GX240	Poly	6 Cu Ft	12in. x 4.8in. High Speed	2in.	\$4,459	\$3,344	\$3,244



Concrete Mixers

- 14-Gauge steel engine shroud with efficient ventilation
- Axle springs for less bounce and sway
- Heavy-duty retractable schedule 80 tow tongue (hitch) with 2in. ball coupler
- 3in. x 4in. square steel yoke supporting drum
- Oversized dump wheel with handle grip for easier control while discharging material
- Multi-position dump latch
- Durable 1/8in. thick abrasion steel drum with heavy-duty lip (BRPCM107H, BRPCM109H)
- Easy-to-clean polyethylene drum for extended life and high performance (BRPCM209H)



HOT BUYS

ITEM#	Engine	Drum Material	Drum Capacity	Wheels	Hitch	Retail	SPECIAL	Qty 1	Qty 4
BRPCM109H	Honda GX270	Steel	9 Cu Ft	13in. x 6.5in. High Speed	2in.	\$4,279	\$3,209	\$3,049	\$2,757

ITEM#	Engine	Drum Material	Drum Capacity	Wheels	Hitch	Retail	Qty 1	Qty 4
BRPCM107H	Honda GX270	Steel	7 Cu Ft	12in. x 4.8in. High Speed	2in.	\$4,179	\$3,134	\$3,040
BRPCM209H	Honda GX270	Poly	9 Cu Ft	13in. x 6.5in. High Speed	2in.	\$4,629	\$3,472	\$3,368

BRAVE

BRPV105 Concrete Vibrator

- Strong plastic housing with double insulation and water-proof protection
- IP44 protection against splashes and access
- Motor airflow from rear to front prevents dust buildup and damage to motor
- Self-disconnecting carbon brushes, easy to replace
- Filter in air inlet



Retail: \$449
Special: \$337
Qty 1: \$296
Qty 4: \$287

BRAVE POWERED by HONDA

BRPS105H Concrete Screed

- Hardened aluminum blade ensures a smoother finish than conventional screeds
- Heavy rubber mounts to reduce the vibration level on the handle
- Adjustable handle height, vertical & horizontal position (optional)
- Tilt-up stand keeps engine out of concrete or off the ground when not in use
- Rounded ends of the blade make it easy to go around obstacles
- **Screed boards sold separately, see sizes below**



Retail: \$1,319
Special: \$989
Qty 1: \$896
Qty 4: \$869

Honda GX35, 35cc Engine

1.6 HP




Accessories

Shaft Assembly with Poker Head

HOT BUYS

ITEM#	Description	Retail	SPECIAL	Qty 1	Qty 4
BRVS10	10ft. w/1.5in. Head	\$307	\$230	\$219	\$212
BRVS13	13ft. w/1.5in. Head	\$346	\$259	\$246	\$239
BRVS6	6.5ft. w/1.5in. Head	\$276	\$207	\$197	\$191

ITEM#	Description	Retail	Qty 1	Qty 4
BRVH15	Poker Head 1.5in. x 10in.	\$148	\$111	\$108
BRVH20	Poker Head 2in. x 15.5in.	\$179	\$134	\$130



**SUPER SNAKE
POWER OPTION**
The Super Snake is perfect for all decorative concrete work using 47in. floats and will shake a 6ft. float no problem!

RATTLE STICK EX

Super Snake Concrete Bull Float Vibrator

- Battery operated attachment for bull floats that decreases the amount of time needed to float concrete flat.
- Powered by your jobsite DeWalt, Milwaukee or Makita battery (**battery not included**).
- Clicks into any float or walking tool.
- Brings up paste in 1 or 2 passes even on low slump concrete.
- Bring up cream twice as fast, perfect stamped concrete impressions, cut hard trowel time in half, eliminate surface bleed, and never spray water on top again.
- 18-20 Volt DC Motor
- 1/4in. -20in. x 3/8in. Cap Bolts
- 3/8in. SAE Socket

ITEM#	Fits Battery Pack	Retail	Qty 1
RS-EXDW-SS-BLK.RAT	DeWalt	\$1,134	\$825
RS-EXMK-SS-BLK.RAT	Makita	\$1,134	\$825
RS-EXMW-SS-BLK.RAT	Milwaukee	\$1,134	\$825

Universal Bottom Mount

ITEM#	Description	Retail	SPECIAL
RS-UBM.RAT	Optional Bottom Mount	\$200	\$185

Hardened Aluminum Screed Boards



ITEM#	Size	Retail	Qty 1	Qty 4
BRSB4	4ft.	\$105	\$79	\$76
BRSB8	8ft.	\$230	\$172	\$167
BRSB10	10ft.	\$265	\$199	\$193
BRSB12	12ft.	\$311	\$233	\$226
BRSB14	14ft.	\$339	\$254	\$246

CONSTRUCTION

CONCRETE EQUIPMENT



NEW
ARRIVALS

Forward Plate Compactors

- Cast-solid, high-strength cast iron base plate
- Cast iron wear resistant lubricated vibrator assembly
- Robust design sealed belt cover
- Anti-vibration
- Solid engine frame
- Transport wheel for easy transportation
- Water tank for asphalt use



**INCLUDES
RUBBER MAT**

HOT BUYS

ITEM#	Engine	VPM	Plate Size	Centrifugal Force kN	Retail	SPECIAL	Qty 1	Qty 4
BRPFP145H	Honda GX160	5,680	22in. x 20in.	4,500 lb.	\$2,616	\$1,962	\$1,864	\$1,808

ITEM#	Engine	VPM	Plate Size	Centrifugal Force kN	Retail	Qty 1	Qty 4
BRPFP125H	Honda GX160	5,680	22in. x 14in.	2,250 lb.	\$2,122	\$1,591	\$1,543
BRPFP135H	Honda GX160	5,680	22in. x 16in.	2,250 lb.	\$2,465	\$1,849	\$1,793



Retail: \$4,079
Qty 1: \$3,059
Qty 4: \$2,967

BRPRP210H
Reversible Plate Compactor

- Hydraulic adjustment control lever for easy direction change
- Powerful compactor suited for commercial or heavy-duty construction projects
- Hydrostatic forward and reverse motion
- Reverse travel safety protection
- User-friendly isolated vibration handle
- Cast iron vibrator assembly
- Handles fold 45 - 90 degree position for transport
- Heavy-duty roll cage
- Wheel kit included

Honda GX160, 160cc Engine

5,400 VPM

23in. x 15in. Plate Size

4,496 Centrifugal Force

ITEM#	Fits	Retail	SPECIAL
BR210-RM	BRPRP210H 15in. Rubber Mat	\$177.47	\$123.80



Retail: \$5,099
Qty 1: \$3,824
Qty 4: \$3,710

BRPRP220H
Reversible Plate Compactor

- Hydraulic adjustment control lever for easy direction change
- Powerful compactor suited for commercial or heavy-duty construction projects
- Hydrostatic forward and reverse motion
- Reverse travel safety protection
- User-friendly isolated vibration handle
- Cast iron vibrator assembly
- Handles fold 45 - 90 degree position for transport
- Heavy-duty roll cage
- Wheel kit included

Honda GX200, 196cc Engine

5,400 VPM

27in. x 20in. Plate Size

6,744 Centrifugal Force

ITEM#	Fits	Retail	SPECIAL
BR220-RM	BRPRP220H 20in. Rubber Mat	\$249.77	\$174.09





52313 Single-Direction Plate Compactor

- Ideal for compacting granular soils and crushed aggregate
- 65 feet per minute travel speed; compact 6,706 sq. ft. in 1 hour
- Float-type carburetor for uninterrupted operation
- Centrifugal flyweight-type governor for consistent speed
- Low oil shutdown turns off engine if it runs low on oil
- Side air ports limit entry of debris
- 1-year limited warranty



Retail: \$699.99
Qty 1: \$525.00
Qty 4: \$509.00



Powerhorse 7 HP, 212cc OHV Engine
3,950 lbs Force
21-1/2in. x 17-7/10in. Plate
5,500 Vibrations/Min Compaction

Accessories

ITEM#	Description	Retail	SPECIAL
520504	Mat for 52313 Plate Compactor	\$83.99	\$50.00
52493	Wheel for 52313 Plate Compactor	\$71.99	\$31.00

BRAVE

Tamping Rammers

- Powered by a Honda GXR120 engine
- Throttle lever for smooth operation
- Heavy shock mount system, perfectly balanced
- Protective top frame
- Heavy duty air cleaner system
- 13.4in. x 11.2in. shoe size
- Perfect for tight spaces where plate compactors wouldn't fit

POWERED by
HONDA



NEW
ARRIVALS

ITEM#	Engine	Engine RPM	Shoe Size	Impact Force	Jumping Stroke	Retail	SPECIAL	Qty 1	Qty 4
BRPTR65H	Honda GXR120	3,850	13.4in. x 11.2in.	3,600 lbs.	1.4in. - 2.3in.	\$2,743	\$2,057	\$1,954	\$1,896
BRPTR70H	Honda GXR120	3,850	13.4in. x 11.2in.	4,496 lbs.	1.6in. - 3.4in.	\$2,857	\$2,143	\$2,036	\$1,975

HOT BUYS



Retail: \$2,034
 Special: \$1,526
 Qty 1: \$1,450
 Qty 4: \$1,406

BRPPT105H Edging Trowel

- Easy-to-use pitch and speed controls
- Worm reduction gear provides high torque at slower speed
- Safety stopper located on the handle grip allows for easy emergency shut down

Honda GX160, 163cc Engine

5.5 HP

24in. Blade Diameter

Combination Blade 4.75in. x 9in.



BRPPT110H / BRPPT210H Power Trowels

- Over-built cast aluminum gearbox delivers the torque needed for panning and speeds for finishing
- Adjustable handle for comfort and easy control
- Heavy-duty bronze worm gear
- Balanced design for comfortable operation
- Gearbox oil gauge for easy
- Spider assembly features precision alignment reading of oil level
- Twist knob control



BRPPT110H

BRPPT210H

ITEM#	Engine	Horsepower	RPM Blade Speed	Rotor Diameter	Retail	Qty 1	Qty 4
BRPPT110H	Honda GX200	5.5	117-167	36in.	\$2,649	\$1,987	\$1,927
BRPPT210H	Honda GX270	9	117-167	46in.	\$3,259	\$2,444	\$2,371

FIND BLADES ONLINE





Retail: \$3,750
SPECIAL: \$3,122



DR520 Core Drill Rig

- **Vacuum Pump:** superior stabilization
- **Wheel Attachment:** Ease of transporting around job site.
- **Ceiling Jack:** Ceiling jack for indoor drilling

Gears: 2

Motor: Milwaukee

Voltage: 115 V

Cycle/Current/Phase: 60Hz / AC / 1

Amperage: 20 Amp

Vacuum Pump: Standard

Control Panel: Standard

Spindle Thread Size: 1-1/4in. -7 UNC



Retail: \$1,222
SPECIAL: \$542



433-20000 3-Speed Core Drill

- Front handle rotates and positions 360 degrees for easy positioning.
- 3 speed gearbox allows for selection of the best speed for the job
- Mechanical clutch protects the operator and machine.
- Hand-held operation for up to 3in. diameter and/ or rig mounted for up to 6in. diameter core bit.
- Includes drill, heavy duty case, 1-1/4-7in. to 5/8-11in. adapter, shoulder rest, quick disconnect for garden hose connection, set of brushes, and water proof GFI in-line switch

No Load Speed: 3450/1800/950 MIN

Motor: 2 HP

Voltage: 120 V

Amps: 15



CORE DRILL PUMP

CORE DRILL STAND

Core Drill Accessories

ITEM#	Description	Retail	SPECIAL
433-21000	Core Drill w/Case, Stand & Pump	\$2,827	\$1,254.00
433-30000	Core Drill Stand	\$1,158	\$513.49
433-31000	Core Drill Vacuum Pump	\$669	\$296.69

Premium Core Drill Bits

ITEM#	Description	Retail	SPECIAL
425-03039	2"x14" Wet Gen Purpose	\$164.52	\$64.32
425-03040	3"x14" Wet Gen Purpose	\$202.21	\$79.06
425-03041	4"x14" Wet Gen Purpose	\$306.83	\$119.96
425-03042	6"x14" Wet Gen Purpose	\$421.76	\$164.90



BULL FLOAT KITS



FINISHING TROWELS



MAG FLOATS



HAND EDGERS



More concrete finishing tools are available online!

SCAN THE CODE TO SEE THE WHOLE LINE ON OUR WEBSITE!



KNEE BOARDS





Retail: \$2,140
SPECIAL: \$1,648



BBM158
Blockbuster Mini Masonry Saw

- Dual voltage 115/230v commercial grade 1.5 HP induction motor.
- Belt-driven blade shaft
- 14in. blade guard capacity
- 5in. max depth of cut
- 3,600 RPM



BBC157
Retail: \$3,121
SPECIAL: \$2,497

BBC207
Retail: \$3,280
SPECIAL: \$2,624



BBC157 and 207
Blockbuster Compact Masonry Saws

- **BBC157 Motor:** 1.5 HP, AC Universal
- **BBC207 Motor:** 2 HP, AC Universal
- 14in. blade guard capacity
- 5in. max depth of cut
- 2,900 RPM



Retail: \$4,606
SPECIAL: \$3,685

POWERED by HONDA



BBC547
Blockbuster Compact Masonry Saw

- Honda GX160, 160cc engine
- 14in. blade guard capacity
- 5in. max depth of cut
- 2,900 RPM



CTC705
Retail: \$1,095
SPECIAL: \$875.80

CTC1020XL
Retail: \$1,580
SPECIAL: \$1,266



CTC705 and CTC1020XL
Tile Saws

- **CTC705:** 1 HP motor; **CTC1020XL:** 2 HP motor
- **CTC705:** 7in. blade guard capacity; **CTC1020XL:** 10in. blade guard capacity
- **CTC705:** 2-1/4in. max cutting depth **CTC1020XL:** 3-3/4in. max cutting depth
- **CTC705:** 6,000 RPM; **CTC1020XL:** 3,000 RPM



Retail: \$3,485
SPECIAL: \$2,788

POWERED by HONDA



GC55
Early Entry Push Saw

- Honda GX160 engine w/4-stage cyclone air filter
- 10in. blade guard capacity
- 4in. max cutting depth
- 3,000 RPM
- Folds down for easy storage and transport

FIND SAW BLADES
ONLINE



BRPCS110H
Green Concrete Saw

- Lightweight yet heavy-duty construction
- Vacuum nozzle hook-up on blade guard
- Saws right to edge of walls and columns
- Center blade mount design for straight line cutting
- Adjustable handle height for operator comfort
- Standard 5/8in. blade arbor
- Saw blades sold separately



Retail: \$1,729
Special: \$1,297
Qty 1: \$1,232
Qty 4: \$1,195

Honda GX200, 196cc Engine

3.25in. Cutting Depth

10in. Diameter Blade Capacity

No Water Tank

FIND SAW BLADES ONLINE



BRPCS210H
Floor Concrete Saw

- Dual blade flanges and reversible guard
- Rugged, adjustable pointer wheel assembly
- Strong, protected frame for easy transportation
- Easy crank for raising/lowering cutting depth
- Hinged front, lift-up blade guard: easy blade replacement
- Saw position guide to ensure straight cuts
- Saw blades sold separately

Honda GX390, 390cc Engine

7.2in. Cutting Depth

20in. Diameter Blade Capacity

6.8 Gallon Water Tank



Retail: \$3,059
Qty 1: \$2,294
Qty 4: \$2,225

Retail: \$1,300
SPECIAL: \$1,040

CP514-350
Cut-off Saw

- Heavy duty sealed shaft bearings
- Easy Start - Hot or Cold
- Multi-stage air filtration
- Belt-driven

5.4 HP Motor

4,500 RPM

14in. Blade Guard Capacity

5in. Max. Cutting Depth



KLUTCH.

6030948 Gas Concrete Cutter

- Precise, efficient cutting of various materials including stone, brick, tile and more
- 2-stroke, air cooled, single cylinder engine
- Compact design is easy to carry
- Recoil start
- 14in. diamond-tipped blade



4.7 HP, 74cc 2-Stroke Engine

Idling Speed 3,300 RPM; High Speed 8,000 RPM

14in. Cutting Diameter

5in. Max. Cutting Depth

NEW ARRIVALS



Retail: \$699
Special: \$524
Qty 1: \$446
Qty 4: \$433



KLUTCH.

114831 Electric Concrete Cutter

- Cuts stone, brick, tile and more
- LED light for two functions: 1) power indicator and 2) overload alarm
- Overload protection by current and soft start
- Lock-on switch
- Removing part of guard could achieve flat cutting
- Leakage protection plug with 6-1/2ft cable

Retail: \$299.99
Qty 1: \$210.00
Qty 4: \$204.00



120V 60Hz

No Load Speed 4,300 RPM

14in. Cutting Diameter

5in. Max. Cutting Depth



KLUTCH.

Retail: \$289.99
Qty 1: \$217.49
Qty 4: \$210.96



41559
Rebar Cutter and Bender

- Designed for cutting and bending concrete reinforcement rods
- The unique design has bending die to perform 90 and 180-degree bends
- Features alloy steel blades and a long handle for easy rebar cuts
- Blade can be used on 4 sides for economical operation

5/8in. Diameter Cut/Bend Capacity

Drop-forged Alloy Steel Blades

52in. L x 6in. W x 7in. H

iron ton.

Retail: \$629.99
Qty 1: \$472.49
Qty 4: \$458.31



61587
Breaker Hammer Kit with Cart

- Features a powerful 15 Amp, 110 V motor to break through tough materials
- Vibration-isolating rubber grips prevent user strain and fatigue
- Ball bearing motor for long life
- Two-wheel cart for easy mobility
- Accepts both collared and collarless 1-1/8-in. hex steels
- Includes 1-1/8-in. hex shank pointed chisel, 1-1/8-in. hex shank flat chisel, grease pot and spare brushes

15 Amp, 110V Motor

950 Max Blows per Minute

55 ft-lbs. Impact Energy



CONSTRUCTION

CONCRETE EQUIPMENT



Ground Protection Mats

- Made of high-density polyethylene
- Special modifiers incorporate UV resistance and anti-static properties
- Withstands up to 80 tons
- Flexible but won't break
- Offers maximum grip for equipment and crewmen
- Mats connect using 2-way or 4-way metal connectors with no tools required
- Thickness is .5in. Mat + .375in. Cleat
- 200 PSI Load weight (depending on subsurface conditions)
- White



ITEM#	Size	Retail	Qty 1	Qty 12
GWG311002	3 ft x 8 ft	\$259.99	\$231.67	\$207.46
GWG311003	4 ft x 8 ft	\$294.99	\$278.57	\$267.15



Metal Mat Connectors

- Connect either 2 or 4 Blue Gator Ground Protection Mats together
- Made of rugged round hot rolled steel with galvanized coating

ITEM#	Description	Retail	SPECIAL
GWG311004	Dual Link	\$8.99	\$7.50
GWG311005	Quad Link	\$13.49	\$12.50





Retail: \$1,994
SPECIAL: \$1,495



TSH-001
 Shingle Hog

- Removes shingles 70% - 90% faster than by hand
- Tears off 17-20 squares per hour
- Features a 3-position ergonomic, adjustable handle for comfort and efficiency
- Includes cleanable air filter to minimize dirt and durable hard rubber wheels
- Reduces the pain of manually removing shingles, even on multi-layer roofs
- Made in the USA

- 240 lbs of Lift Force
- 100 PSI
- 4in. of Travel
- 14-7/8in. Wide Carbon Steel Tooth Bar



Retail: \$2,636
Qty 1: \$1,977
Qty 4: \$1,918



BRPFS108E
 Commercial Floor Stripper

- Designed for removing carpet, VCT, and linoleum
- Comes standard with two blades: 6in. and 10in.
- Heavy-duty design
- Single point bearing lubrication
- Back-Saver Blade Control System™ features on-the-fly blade angle adjustment
- Wheel scraper blades to keep wheels clean

- 2300W, 115VAC, 60Hz Motor
- 1,440 Nominal Oscillations/Min
- 12-3 SJTW x 37ft. Extension Cord
- 10in. Max Cutting Blade



**FIND STRIPPER
 BLADES ONLINE**



Retail: \$5,142
Special: \$2,281
Qty 1: \$2,167
Qty 4: \$2,102



433-51000
 11in. Heavy Duty Electric Floor Grinder

- 1.5 HP electric motor
- 800 RPM
- Belt drive
- Features removable shroud bubble, water connection for wet grinding, twist locking cord, and 2 vacuum ports
- Includes 11in. grinder, 50ft., 10 Gauge electric cord, and 11in. magnetic grinding head
- Tooling: Trapezoids (sold separately)



Retail: \$3,856
SPECIAL: \$1,710



433-50000
 10in. Electric Floor Grinder

- 1.5 HP electric motor
- 1,730 RPM
- Features direct drive to the plate, removable shroud sections, water connection for wet grinding, and vacuum port
- Handle is foldable for easy transportation
- Includes 10in. grinder and 50ft., 10 Gauge electric cord
- Tooling: Trapezoids or heads (sold separately)



**FIND GRINDER TOOLING
 ONLINE**





Retail: \$2,788
SPECIAL: \$2,249



SL7.ESS
Floor Hand Edger Sander

- Constructed with interchangeable parts of highly polished aluminum alloys
- Disc pad is precision balanced and rubber backed with steel
- Free-wheeling, non-marking disc guard
- Oversized rerouted chamber vacuum for extra-clean pickup
- Ball bearings on all revolving parts - lubricated and sealed
- Comes standard with dust bag and wrench

1.5HP Universal Motor, 115V AC

7in. Diameter Pad

3,600 RPM Disc Speed



Retail: \$4,499
SPECIAL: \$4,039



SL8.ESS
Floor Sander

- Sealed motor keeps sawdust out and keeps machine running longer
- Soft rubber drum and unique spring-loaded cam locking system for secure holding of sandpaper
- Drum does not slow down or speed up as it sands, resulting in a level, smooth finish without waves
- Weight of machine is evenly distributed for straight and even sanding
- Repulsion-induction feature virtually eliminates brush wear by using the brushes only to start the motor

115V AC, 60 Cycle, 14 AMP Motor

8in. Drum Width

1,800 RPM Drum Speed



Orbital Polishers

- 1 HP Sealed Baldor motor, fan-cooled and thermal overload
- 12in. x 18in. white pad
- Applications include: screening floors after sanding, screen and re-coating polyurethane floors, waxed floors scrubbing and polishing, wood deck sanding and refinishing, parquet floor sanding and refinishing, and more



ITEM#	Description	Retail	SPECIAL
SL1218R.ESS	Orbital Sander	\$4,172	\$3,129
SL12180VS.ESS	Orbital Sander w/Onboard Vacuum	\$4,309	\$4,009



Rotary Polishers

- 1.5 HP motor installed on a black powder coated apron
- 175 RPM
- Triple Planetary Gearbox
- Steel gears with coupler
- 50ft. cord
- Non-marking bumper



HOT BUYS

ITEM#	Size	Retail	SPECIAL	Qty 1	Qty 4
ESL17-SV.ESS	17in.	\$1,139	\$999	\$949	\$921

ITEM#	Size	Retail	Qty 1
ESL20-SV.ESS	20in.	\$1,149	\$1,009



FIND SANDING ACCESS. ONLINE

POWERNAIL®

Retail: \$594.00
SPECIAL: \$474.90



445LSW.PWR
 16-Gauge Pneumatic Cleat Nailer

- Installs 3/8in. - 3/4in. hardwood flooring
- Drives 16-gauge PowerCleats, 1-1/2in. - 2in.
- Includes mallet, oil, wrenches and 1/4in. air fitting (3/8in. NPT)
- Extra long handle 22in. / Long handle 19in. (overall nailer height)
- Short channel 100 cleats capacity / Long channel 200 cleats capacity

80-110 PSI

18in.L x 3in.W x 19in.H

10.6 lbs

POWERNAIL®

Retail: \$309.00
SPECIAL: \$247.30



50FKIT.PWR
 18-Gauge Pneumatic Cleat Nailer

- Features trigger-pulled actuation
- Adjustable one-piece FLEX Foot for easy adjustment
- Unique nose fits today's wide variety of profiles including tongue & groove and interlocking plank
- Directional exhaust
- Installs 3/8in. - 3/4in. hardwood flooring
- Drives 18-gauge PowerCleats, 1in. - 1-3/4in.
- Includes a tap block and carrying case

70-120 PSI

12in.L x 4.25in.W x 12.5in.H

5.75 lbs

POWERNAIL®

Retail: \$231.00
SPECIAL: \$184.81



2000FKIT
 20-Gauge Pneumatic Cleat Nailer

- The most advanced cleat nailer in the industry
- The one-piece adjustable Flex Foot allows you to quickly tune to the exact height of the floor
- Features a trigger placed safety mechanism to avoid dragging and catching
- Get close to walls and in tight spaces
- Directional exhaust
- Installs 5/16in. - 1/2in. HDF/MDF core, engineered, laminate and exotic woods
- Includes a tap block and carrying case

70-120 PSI

9.5in.L x 3.5in.W x 8in.H

5.75 lbs

POWERNAIL®

Retail: \$478.00
SPECIAL: \$382.97



445FSW.PWR
 15.5-Gauge Pneumatic Flooring Stapler

- Uses PowerStaples® 2in. - 1-1/2in.
- Installs 3/4in. - 5/8in. hardwood flooring
- Includes 3MI Mallet
- Extra long handle 22ft. / Long handle 19in. (overall nailer height)
- Short channel 100 staples capacity

80-110 PSI

18in.L x 3in.W x 19in.H

10.6 lbs

POWERNAIL®

Retail: \$213.00
SPECIAL: \$170.23



PTACK54E.PWR
 Carpet Stapler

- Easy bottom loading magazine
- Compact design for stair upholstery
- Drives 9/16in. divergent staples (designed for use with 9/16in. PowerStaples)
- UL approved
- Includes convenient tool bag

15 Amps, 120 Volts, 60 Hz Single Phase

9in.L x 7.5in.W x 2.75in.H

4.5 lbs



More POWERNAIL online!

SCAN THE CODE!



TITAN
POST DRIVERS

POWERED BY
HONDA.

X
SERIES
CONTRACTOR GRADE DRIVERS



PGD3200X & PGD3200XPM
Contractor X Series Post Driver

- 100% Self contained
- Simple recoil start with trigger throttle
- Optional top handle with secondary throttle; optional lower handle extension with secondary throttle control
- PGD3200SPM Includes Post Master Drive Cap for installing Post Master Plus post

Honda 4-Stroke, 35cc Engine

1,850 BPM

3.125in. Barrel Diameter

2.5in. Adapter Included (PGD3200X); 2in. Adapter Included (PGD3200XPM)



PGD3200X



PGD3200XPM
w/Post Master
Drive Cap

HOT BUYS

ITEM#	Retail	SPECIAL	Qty 1	Qty 4
PGD3200X	\$2,095	\$1,650	\$1,568	\$1,520

ITEM#	Retail	Qty 1	Qty 4
PGD3200XPM	\$2,195	\$1,775	\$1,722

TITAN
POST DRIVERS

POWERED BY
HONDA.

X
SERIES
CONTRACTOR GRADE DRIVERS



PGD2000X
Contractor X Series Post Driver

- 100% Self contained
- Comfort grip handles and internal damping springs to lessen vibration
- Simple recoil start with trigger throttle
- Optional top handle with secondary throttle; optional lower handle extension with secondary throttle control

Honda 4-Stroke, 35cc Engine

1,750 BPM

1.875in. Barrel Diameter

1in. Adapter Included



Retail: \$1,750
Special: \$1,395
Qty 1: \$1,325
Qty 4: \$1,285

FIND ACCESSORIES ONLINE



CONSTRUCTION

POST DRIVERS



X Series Post Driver Accessories
Fits PGD2000X and PGD3200X



30in. Throttle Extension Kit
PGDEHKX



15in. Throttle Extension Kit
PGDSHKX



Top Throttle Kit PG-DTHKX



Upper/Lower Throttle Kit
PGDLHKX



2.5in. Tent Stake
PGDMRDTSX
Use with
PGD3200X

ITEM#	Retail	Qty 1	Qty 4
PGDEHKX	\$289	\$246	\$239
PGDSHKX	\$269	\$235	\$228
PGDTHKX	\$129	\$110	\$107
PGDLHKX	\$79	\$67	\$65
PGDMRDTSX	\$125	\$89	\$86



NEW
ARRIVALS

Retail: \$195
Qty 1: \$160

PGDTC
Contractor Series Cart

- Powder coated finish for long life
- Solid rubber tires
- Accommodates all Contractor Series drivers with the PGDLHK Upper/Lower Carry Handle Kit and the PGDTHKX Top Handle Kit with Throttle added
- Provides a safe, secure storage space when the driver is not in use, with features to store and organize barrel sleeves, drive caps and tools
- Minimal assembly required



22in. L x 23in. W x 42in. H
40 lbs.



POWERED by
HONDA



PGD1032



PGD1032H

PGD1032 & PGD1032H
Farm & Ranch Post Driver

- 100% self contained
- Ideal for driving posts, rods, or stakes
- Simple recoil start with trigger throttle and integrated stop button
- Assembled and serviced in the USA

Includes 1in., 1.75in., and 2.5in. Steel Barrel Sleeves

Light and Compact



PGD1032

PGD1032H

HOT BUYS

ITEM#	Engine	BPM	Retail	SPECIAL	Qty 1	Qty 4
PGD1032	1.3 HP, 4-Stroke	Up to 1,200	\$679	\$600	\$570	\$553
PGD1032H	Honda GX35, 4-Stroke	Up to 1,600	\$949	\$850	\$808	\$783

Retail: \$549
Qty 1: \$469

PGD3875
Farm & Ranch Post Driver

- 100% self contained
- Ideal for driving posts, pipes, rods, and stakes with diameters of up to 3-7/8in.
- Simple recoil start with trigger throttle and integrated stop switch
- Includes protective carry case, service tool kit, engine oil, extra lube and adapter collars
- *Not recommended for commercial use*
- *Will not accommodate 4in. x 4in. square post*



1.3HP 4-Stroke Engine
700 - 1,350 BPM
1in., 2in., 3in. and 4in. Adapter Collars Included



Retail: \$495
Qty 1: \$415

PGD2875
Farm & Ranch Post Driver

- 100% self contained
- Accepts materials up to a maximum of 3in. diameter
- Ideal for driving posts, pipes, rods, or stakes
- Comfort grip handles
- Simple recoil start with trigger throttle
- Comes with 1in., 1.77in., 2in. and 3in. adapter collars
- Includes adapter collars, engine oil, extra lube, sturdy protective carrying case and service tool kit
- *Not recommended for commercial use*



4-Stroke, 37.7cc Engine
1,500-2,000 BPM
3-1/4in. Barrel Diameter



Manual Postjak Pullers

- Dual-sided Yoke offers the operator a broader range to tackle posts, stakes, pipe, rods, or rebar, thus eliminating the need for multiple pullers
- Round-designed jaw with a 4-point pivot allows the operator to rotate Jaws
- Telescopic extension handle ensures you can get the leverage needed
- Heavy-duty build is specifically designed to endure the rigors of hard work
- Powder-coated finish
- Both include standard yoke



Light and Compact Design
23 lbs. (PJP-S); 27.5 lbs. (PJP-L)
Highly Visible Powder-Coated Finish

PJP-S

PJP-L

ITEM#	Description	Retail	Qty 1	Qty 4
PJP-S	19in. Puller	\$249	\$180	\$174.60
PJP-L	36in. Puller	\$299	\$196	\$190.12



QP001.NWQ NW Quick Pull Manual Fence Puller

- The simplest and easiest way to pull out a fence post, sign post, small tree, shrub, bamboo or vine
- Tripod features provides stability and allows for one-person use
- Little or no maintenance - no electricity or hydraulics
- Lightweight and portable
- Post is pulled straight up, reducing friction while increasing leverage
- 100% American made

10,000 lbs. Pulling Power
50 lbs.



**10,000 lbs
PULLING
POWER!**



Retail: \$1,399
Special: \$1,049
Qty 1: \$997
Qty 4: \$967



Drywall Lifts

- Make installing drywall a one-person job with Drywall Lifts - one person can easily transport, assemble, and operate the Panellift Drywall Lifts
- No tools required for assembly
- Easy to dismantle - fits in the back of most trucks
- Use for walls and ceilings
- Tripod base folds to allow the assembled unit to pass through doorways
- Tilting panels make wall installations easy
- Heavy duty frame base and center leg stand up to heavy use even in rental applications
- Patented jam resistant tripod base simplifies assembly/disassembly and extends tool life
- Patented cradle body design protects telescoping outriggers from damage, extending product life
- Easy action cross arm release eases disassembly and extends tool life



125.PAR

138-2.PAR



439.PAR



460.PAR



ITEM#	Lift Mechanism	Max Reach	Sheet Size Cap.	Max Load Rating	Wheels	Manufactured	Retail	SPECIAL
125.PAR	Standard Cable Drive	11ft.	1 @ 4ft. x 16ft.	150 lbs	(3) 5in. Caster	International	\$481	\$391
138-2.PAR	Standard Cable Drive	11ft.	1 @ 4ft. x 16ft.	150 lbs	(3) 5in. Caster	America	\$760	\$617
439.PAR	Multi-Stage Chain Lift	14ft. 5in.	1 @ 4ft. x 16ft.	200 lbs	(3) 6in. Caster	America	\$1,499	\$1,099
460.PAR	Battery-Powered Hydraulics	14ft. 5in.	1 @ 4ft. x 16ft.	150 lbs	(3) 8in. Caster	America	\$3,760	\$3,052



Drywall Lift Accessories

Fits Panellift Models

- **117.PAR:** load your disassembled lift onto the cart and then it can be easily moved around the job site or loaded onto a company vehicle. Fits 138-2.PAR, 125.PAR, 439.PAR
- **154-00.PAR:** add an extra 18in. to your lift's range. Fits all Panellift models
- **186-00.PAR:** add an extra 4ft. to your lift's range. Fits 125.PAR, 138-2.PAR

ITEM#	Description	Retail	SPECIAL
117.PAR	Storage Cart	\$192	\$156
154-00.PAR	18in. Extension	\$27	\$22
186-00.PAR	4ft. Extension	\$179	\$145



Cabinetizer™

Cabinet Lifts

- One person can easily mount upper cabinets to an exact and level position
- No tools required for assembly
- Square steel tube, nylon lifting strap, felt-covered seat base
- 300 lb Load capacity, 72in. Max lift height
- Converts to a dolly
- Includes rolling floor base, counter top base, split boom and collar
- Cabinetizer™ 76 is made in the USA

ITEM#	Description	Retail	SPECIAL
72.PAR	Cabinetizer 72	\$440.00	\$357.15
76.PAR	Cabinetizer 76	\$720.00	\$584.50



Hangpro™

Drywall Lifts for Vertical Walls

- Specifically made to hang drywall on vertical walls
- 3-in-1 tool for transporting, lifting, and holding drywall sheets for mounting
- Compatible with sheets up to 4ft. x 16ft.
- 10ft. max reach, 150 lb load capacity
- Lightweight steel construction
- 150: 8in. hard rubber no flat tires HTM-100: 8in. Pneumatic tires
- Hangpro™ 150 is made in the USA

ITEM#	Description	Retail	SPECIAL
150.PAR	Hangpro 150	\$698.00	\$558.44
HTM-100.PAR	Hangpro 100	\$502.00	\$437.00

GREYWOLF™
Attachments

Retail: \$1,499
SPECIAL: \$1,279



NEW
ARRIVALS



1073
Skid Steer Land Plane Attachment

- Heavy-duty 5/16in. steel construction with gray/red powder coat finish
- 5/8in. reversible cutting edges on front and back
- Easily mounts to skid steer loaders that use the standard universal quick attachment
- Multi-directional tool works in forward or reverse
- Cutting edges built for back dragging, grading or sod peeling
- Used for leveling dirt and gravel, and grading landscape

5/16in. Heavy-Duty Construction
75in. W x 19in. H x 50in. L
590 lb. Unit Weight

GREYWOLF™
Attachments

NEW
ARRIVALS

Retail: \$549
SPECIAL: \$374



1062
Skid Steer Stump Bucket Attachment

- Heavy-duty 5/16in. steel construction with gray powder coat finish
- Serrated edges for cutting roots
- Easily mounts to skid steer loaders that use the standard universal quick attachment
- Reach far under stumps to tear out roots using serrated edges on side of bucket
- Used for prying up tree stumps, old fence posts, removing sidewalks and asphalt and more

5/16in. Heavy-Duty Construction
49in. W x 19in. H x 42in. L
202 lb. Unit Weight



GREYWOLF™
Attachments

NEW
ARRIVALS

Retail: \$2,499
SPECIAL: \$2,049



1065
Skid Steer Backhoe Attachment

- 1/4in. thick box framed boom and 5/16in. thick steel plate with gray/red powder coat finish
- 12in. bucket width with 2 replaceable bucket teeth
- Easily mounts to skid steer loaders that use the standard universal quick attachment
- 3in. bore x 16in. stroke cylinder
- Up to 3,500 PSI pressure
- Designed to excavate earth using a hydraulically powered bucket

6ft. 8in. Max Digging Depth
49in. W x 28in. H x 70in. L
630 lb. Unit Weight

GREYWOLF™
Attachments

NEW

ARRIVALS

Retail: \$299
SPECIAL: \$229



1061
Skid Steer 2in. Receiver Hitch Plate

- Made of heavy-duty 5/16in. thick steel
- Easily mounts to skid steer loaders that use the standard universal quick attachment
- CNC laser cut and formed
- Lateral and diagonal receiver stiffeners for added rigidity
- Accepts 2in. trailer receiver hitch (not included)
- Moves trailers or other towable implements using a 2in. trailer hitch and the power of a skid steer

3,500 lb. Max Lift Capacity

49in. W x 19in. H x 9in. L

125 lb. Unit Weight

GREYWOLF™
Attachments

NEW

ARRIVALS

Retail: \$159
SPECIAL: \$129



1060
Mini Skid Steer 2in. Receiver Hitch Plate

- Made of heavy-duty 1/4in. thick steel with black powder coat finish
- Easily mounts to mini skid steer loaders that use the standard universal quick attachment
- CNC laser cut and formed
- Lateral and diagonal receiver stiffeners for added rigidity
- Accepts 2in. trailer receiver hitch (not included)
- Used for moving trailers

1/4in. Heavy-Duty Construction

24.25in. W x 10.25in. H x 9.75in. L

36 lb. Unit Weight

K&M
Manufacturing

NEW

ARRIVALS

Retail: \$89
SPECIAL: \$67



1063
Universal Mini Skid Steer Loader Plate

- Made of heavy-duty 1/4in. thick steel
- Easily mounts to mini skid steer loaders that use the standard universal quick attachment
- Unfinished plate
- Weld to existing attachment
- Use to make your own attachment or to make your old attachments fit your new mini skid steer

1/4in. Heavy-Duty Construction

24in. W x 10.25in. H

Unfinished Plate

K&M
Manufacturing

NEW

ARRIVALS

Retail: \$159
QTY 1: \$119
QTY 4: \$116



1050
Universal Skid Steer Plate | w/Cutout

- Made of heavy-duty 5/16in. thick steel
- Unfinished plate with cut-out
- Easily mounts to skid steer loaders that use the standard universal quick attachment
- Weld to existing attachment

48in. W x 18in. H (From Lower to Top Edge)

K&M
Manufacturing

NEW

ARRIVALS

Retail: \$159
QTY 1: \$119
QTY 4: \$116



1052
Universal Skid Steer Plate | Solid

- Made of heavy-duty 5/16in. thick steel
- Unfinished plate
- Easily mounts to skid steer loaders that use the standard universal quick attachment
- Weld to existing attachment

48in. W x 18in. H (From Lower to Top Edge)

K&M
Manufacturing

**A CONVENIENT WAY TO
DISPLAY SKID STEER PLATES
IN THE STORE!**



**FREE when you order 5
skid steer plates!**

1053
Universal Skid Steer Plate Display

- Holds 5 Quick-Attach skid steer plates (#1050 & #1052)

CONSTRUCTION

SKID STEER ATTACHMENTS



NEW
ARRIVALS

Retail: \$99.00
QTY 1: \$74.00
QTY 4: \$71.78



3455
Universal 1-Step Bolt-On Tractor Flex Step

- Durable black powder coat finish
- Heavy-duty all-steel construction
- 2 flexible belted rubber side brackets
- Easy to install and mounts onto steps
- No drilling required; hardware included

14.5in. Wide

Universal Fit for Construction and Tractor Equipment



NEW
ARRIVALS

Retail: \$172.00
QTY 1: \$129.00
QTY 4: \$125.13



3458
Universal 2-Step Bolt-On Flex Step

- Durable black powder coat finish
- Heavy-duty all-steel construction
- 2 flexible belted rubber side brackets
- Easy to install and mounts onto steps
- No drilling required; hardware included

14.5in. Wide

Universal Fit for Construction and Tractor Equipment



NEW
ARRIVALS



Retail: \$3,199
SPECIAL: \$2,399



1400
3800 lb. Wheel Dolly

- Efficient operation designed for the fast and safe removal and installation of large wheels
- Equipped with a two-stage hydraulic pump for smooth, controlled lifting action
- Features two roller tables with three rollers each, allowing for full 360 rotation and precise wheel alignment during installation or removal
- Includes dual support handles for easy steering, four 6in. caster wheels, and one 2.5in. caster wheel, providing excellent mobility and stability
- Capable of managing semi and tractor tires up to 800 metric, making it ideal for both agricultural and industrial wheels
- Perfect for shops, farms, and garages

3,800 lb. Capacity

Accommodates Wheels 39in. to 86in. in Diameter & Up to 31in. Wide





Dump Trailer Power Units

- Operates a single or double-acting cylinder
- Power-up, gravity down hydraulic circuit (47370), or power up/power down circuit (47420)
- Load holds on both A and B ports on double-acting unit (47420)
- Rapid lifting/raise function
- Designed for dump trailer applications, whether it be for OEM or replacement applications



53462/53464/47370



53460/53461/47420

ITEM #	Cylinder	GPM	Max PSI	Max RPM	Inlet;Outlet Port	Capacity	Retail	Qty 1	Qty 4
53462	Single-Acting	1.5	2,900	3,000	Tube; 9/16-18in.	3.2 Gal	\$499.99	\$399.99	\$387.99
53464	Single-Acting	1.5	2,600	3,000	Tube; 9/16-18in.	5.3 Gal	\$529.99	\$423.99	\$411.27
53460	Double-Acting	1.5	3,190	3,000	Tube; 9/16-18in.	1.1 Gal	\$569.99	\$455.99	\$442.31
53461	Double-Acting	1.5	3,190	3,000	Tube; 9/16-18in.	2.1 Gal	\$619.99	\$495.99	\$481.11

ITEM #	Cylinder	GPM	Max PSI	Max RPM	Inlet;Outlet Port	Capacity	Retail	Qty 1	Qty 4
47370	Single-Acting	1.5	2,900	3,000	Tube; 9/16-18in. SAE O-Ring	2.64 Gal	\$549.99	\$439.99	\$426.79
47420	Double-Acting	1.5	2,900	3,000	Tube; 9/16-18in. SAE O-Ring	1.59 Gal	\$619.99	\$495.99	\$481.11



Hydra Buddy Hydraulic Power Packs

- Portable power to run power conveyors, augers, lifts, hydraulic motors and other implements
- Save money on fuel costs as well as hours and maintenance running your tractor
- One-way detent, one-way spring return valve
- 1/2in. stainless steel inlet and outlet ports for quick disconnect
- Haldex single stage pump delivers constant flow and pressure without spikes
- Easy to transport with compact design and heavy-duty handlebars (optional wheel kits also available)
- Hydraulic fluid continually lubricates the system with no grease needed
- **Not intended to be plumbed into a closed center hydraulic system**



HBH16GX



HBHXL16GX

HOT BUYS

ITEM#	Engine	Pump	PSI	Tank	Retail	SPECIAL	Qty 1	Qty 2
HBH16GX	Honda GX160	7.0 GPM	900	5.6 Gal	\$1,699	\$1,190	\$1,131	\$1,097

ITEM#	Engine	Pump	PSI	Tank	Retail	Qty 1	Qty 2
HBHXL16GX	Honda GX270	7.0 GPM	1,500	10.3 Gal	\$1,999	\$1,399	\$1,357



Hydra Buddy Wheel Kits Fits Hydra Buddy Units

ITEM#	Wheel Kit Fits	Retail	Qty 1	Qty 2
HBHW16	HBH13GC, HBH16GX	\$153	\$128	\$124
HBHXLW16	HBHXL16GX	\$170	\$128	\$124

BRAVE POWERED BY **HONDA**

Skid Mount Hydraulic Power Systems

- Power to run power conveyors, augers, lifts, hydraulic motors and other implements
- Four-directional control valve lever
- Sight gauge for volume and temperature
- Filter indication gauge
- **Not intended to be plumbed into a closed center hydraulic system**



ITEM#	Engine	Pump	PSI	Tank	Retail	Qty 1	Qty 2
HBHS300GX	Honda GX390	5.0 GPM	3,000	9.7 Gal	\$4,009	\$2,806	\$2,722
HBHS300GXE	Honda GX390 with Electric Start	5.0 GPM	3,000	9.7 Gal	\$4,379	\$3,065	\$2,973
HBHS310GX	Honda GX390	7.0 GPM	2,000	9.7 Gal	\$3,929	\$2,750	\$2,668
HBHS310GXE	Honda GX390 with Electric Start	7.0 GPM	2,000	9.7 Gal	\$4,379	\$3,065	\$2,973
HBHS600GXE	Honda GX630 with Electric Start	9.0 GPM	3,000	19.2 Gal	\$6,589	\$4,612	\$4,474
HBHS610GXE	Honda GX630 with Electric Start	12.0 GPM	2,250	19.2 Gal	\$6,589	\$4,612	\$4,474
HBHS620GXE	Honda GX630 with Electric Start	14.0 GPM	2,000	19.2 Gal	\$6,589	\$4,612	\$4,474



Hydraulic Power System Accessories Fits Skid Units

ITEM#	Description	Fits	Retail	DEALER
1158287.FOR	Skid Mount Valve Kit	HBHS620GXE	\$571.88	\$400.11
1158288.FOR	Skid Mount Valve Kit	HBHS610GXE	\$381.05	\$304.84
1158289.FOR	Skid Mount Valve Kit	HBHS600GXE	\$381.05	\$304.84
1158290.FOR	Skid Mount Valve Kit	HBHS310GXE	\$381.05	\$304.84
1158292.FOR	Skid Mount Valve Kit	HBHS300GXE	\$381.05	\$304.84

ITEM#	Description	Fits	Retail	DEALER
1158293.FOR	Hydraulic Cooler Kit	HBHS600GXE, HBHS610GXE, HBHS620GXE	\$900.00	\$761.30
1158284.FOR	Quick Disconnect Coupler Kit	HBHS300GX	\$120.00	\$100.00
1158285.FOR	Quick Disconnect Coupler Kit	HBHS600GXE, HBHS610GXE, HBHS620GXE	\$119.24	\$93.57
1158286.FOR	Loop Hose Kit	HBHS600GXE, HBHS610GXE, HBHS620GXE	\$69.50	\$52.25

BRAVE POWERED BY **HONDA**

Remote Hydraulic Power Systems

- Portable power to run power conveyors, augers, lifts, hydraulic motors and other implements
- Four-directional control valve lever
- Sight gauge for volume and temperature
- Filter indication gauge
- Convenient handles for portable, mobile use
- **Not intended to be plumbed into a closed center hydraulic system**



Hydraulic Power System Accessories Fits Remote Units

ITEM#	Description	Fits	Retail	DEALER
RPSQD-KIT	Quick-Attach Kit	HBHR280GX, HBHR350GX	\$77	\$61

ITEM#	Engine	Pump	PSI	Tank	Retail	Qty 1	Qty 2
HBHR280GX	Honda GX270	5.5 GPM	2,000	8 Gal	\$3,889	\$2,722	\$2,641
HBHR280GXE	Honda GX270 with Electric Start	5.5 GPM	2,000	8 Gal	\$4,360	\$3,052	\$2,960
HBHR350GX	Honda GX390	7.0 GPM	2,000	15 Gal	\$4,249	\$2,975	\$2,885
HBHR350GXE	Honda GX390 with Electric Start	7.0 GPM	2,000	15 Gal	\$4,429	\$3,100	\$3,007



Medium Duty Air Compressors

- Hardworking air compressors that are designed for demanding job site performances that contractors require
- Engineered low maintenance
- Quick to pressurize tanks
- Choose the ideal compressor for your needs



DXCMTA1980854.SAN



CT5590856.SAN



DXCMTA1980854.SAN

CTA5590856.SAN

DXCMTA5590856.SAN

DXCMTA5090412.SAN

CTA5590412.SAN

ITEM#	Brand	Power	Tank	Max PSI	CFM @ 90 PSI	Retail	Qty 1	Qty 4
DXCMTA1980854.SAN	DeWalt	120/240V	Two 4 Gal	155	5.7	\$1,119	\$839	\$814
CTA5590856.SAN	Industrial Air	Honda GX160	Two 4 Gal	155	9.9	\$1,289	\$967	\$938
DXCMTB5590856.SAN	DeWalt	Honda GX160	8 Gal	150	9.9	\$1,389	\$1,042	\$1,010
DXCMTA5590412.SAN	DeWalt	Honda GX160	Two 2 Gal	155	5.0	\$1,069	\$802	\$778
CTA5590412.SAN	Industrial Air	Honda GX160	Two 2 Gal	155	5.0	\$1,049	\$787	\$763



Retail: \$2,549
Qty 1: \$1,912
Qty 4: \$1,854



CTA9090980.ES.SAN Heavy-Duty Air Compressor

- Super hi-flo 3-cylinder, single stage, cast iron pump
- H4X remote air hub included with easy on/off docking station
- Equipped with 1/2in. unregulated high pressure port compatible with H4X Remote Air Hub system
- Air throttle cylinder
- Automotive style air cleaner
- Oil level sight glass
- Easily accessible oil fill and drain

Honda GX270, 270cc Engine with Electric Start
9 Gallon (Two 4.5 Gallon Wheelbarrow Tanks)
155 Max PSI
18.1 CFM @ 90 PSI



Retail: \$3,349
Qty 1: \$2,349
Qty 4: \$2,279



IH1393075.SAN Heavy-Duty Air Compressor

- Uniquely designed metal belt guard improves compressor pump cooling by as much as 60° F over other belt guard designs
- Equipped with 1/2in. unregulated high pressure port compatible with H4X Remote Air Hub system
- Automatic unloader valve releases compressed air when the tank is at full capacity
- Truck mountable horizontal air receiver provides more air for longer run times on air tools
- ASME certified

Honda GX390, 389cc Engine
30 Gallon Tank
175 Max PSI
24 CFM @ 90 PSI





Portable Air Compressors

- Versatile portable air compressors for a variety of jobs
- Full FC35 Grade cast iron pump
- Low Vibration Technology (LVT) features a dynamically balanced pump for smooth operation and long life
- Floating-type Swedish steel valves deliver much longer valve life
- 100% duty cycle
- Oversized, heavy cast iron flywheel for cooler operation
- Low oil shutdown



459382



459392



459212



459223

ITEM#	Engine	Start	Pump Stage	Tank	Air Outlet	Max PSI	CFM @ 90 PSI	Retail	Qty 1	Qty 4
459382	Honda GX390	Electric & Recoil	2	30 Gal	3/4in. NPT	175	24.4	\$2,999.99	\$2,399.99	\$2,327.99
459392	Honda GX160	Recoil	1	20 Gal	1/4in. NPT	130	13.7	\$1,599.00	\$1,279.99	\$1,163.22
459212	Honda GX160	Recoil	1	8 Gal Twin	1/4in. NPT	130	13.7	\$1,399.00	\$1,200.00	\$1,200.00
459223	NorthStar e300	Recoil	2	8 Gal Twin	1/4in. NPT	175	14.9	\$1,899.00	\$1,519.20	\$1,473.62



Retail: \$479.99
 Qty 1: \$383.99
 Qty 4: \$372.47



53009 Electric Air Compressor

- Oil-free dual piston pump for cleaner air and maintenance-free operation
- Two large 2-in. pressure gauges to easily monitor air in tank and at outlet
- Two 1/4-in. quick connectors allow user to operate 2 tools at the same time
- 70% duty cycle
- 7-in. flat-free tires and handle provide stable and easy transport

115V, 1.5 HP, 12 Amp Electric Motor
 8 Gallon Tank
 125 Working PSI
 4 CFM at 90 PSI; 5.4 CFM at 40 PSI



KLUTCH.

Blow Guns

- Allows access to hard-to-reach spots
- Features a zinc alloy body and steel trigger
- 30-degree angled aluminum nozzle with rubber tip



ITEM #	Size	Retail	Qty 1	Qty 4
114885	12in.	\$18.99	\$13.00	\$13.00
114886	24in.	\$19.99	\$14.00	\$14.00

KLUTCH.

Polyurethane Air Hoses

- Features a polyurethane tube and cover for extra durability and flexibility in cold weather
- Constructed with high-strength polyester reinforcement with 1/4-in. factory-installed brass male NPT swivel
- Working temperature range of -20°F to 60°F
- 300 PSI maximum working pressure



ITEM #	Size	Retail	Qty 1	Qty 4
113464	1/4in. x 25ft.	\$19.99	\$14.00	\$14.00
113465	1/4in. x 50ft.	\$29.99	\$21.00	\$20.00
113463	1/4in. x 100ft.	\$34.99	\$24.00	\$24.00

KLUTCH.

Retail: \$249.99
Qty 1: \$196.00
Qty 4: \$190.00



113688
Auto-Wind Dual Arm Air Hose Reel

- Auto-rewind with 12-pt. ratchet gearing to lock hose at the desired length
- Adjustable guide arm
- 2 metal arms offer extreme stability
- Die cast aluminum gun
- Horizontal or vertical wall, ceiling, and floor-mountable design
- 300 max. PSI
- Includes Includes 3/8in. dia. x 50ft.L kink-resistant hose
- Includes whip lead-in hose

KLUTCH.

Retail: \$139.99
Qty 1: \$98.00
Qty 4: \$95.00



62249
Auto-Wind Air Hose Reel with Hose

- Hose is extremely flexible down to -40°F
- Bend restrictors reduce kinking
- Hybrid polymer hose coils easily, lays flat with zero memory and has anti-UV agents to prevent color fading in the sun
- Steel reel construction with corrosion-resistant powder-coat finish
- Multi-position release ratchet to lock hose at desired length
- Steel bracket mounts to wall, ceiling, or floor
- Double brass 1/4-in. MNPT fittings
- Hose is rated at 300 max. PS



KLUTCH.

Retail: \$72.99
Qty 1: \$51.00
Qty 4: \$50.00



64722
Digital Truck Tire Inflator Gauge

- Used for inflating, deflating, and checking tire pressure
- Has 2-1/2in. backlit digital display and dual head straight chuck
- Includes 24in. flexible hose with rigid extension
- Die cast aluminum gun
- Suitable for attachment on valves of larger truck tires
- 0-300 PSI pressure range
- Measures in PSI, Bar, Mpa, Kg/cm2
- Includes AAA Batteries

KLUTCH.

Retail: \$52.99
Qty 1: \$37.00
Qty 4: \$36.00



48521
Air Compressor Filter & Regulator

- Aluminum body
- 40-micron sintered bronze filter element can be cleaned and never needs to be replaced
- Steel bowl guard protects polycarbonate bowl from accidental breakage
- Semiautomatic nighttime drain automatically drains filter when line pressure falls below 11 PSI
- 1/4in. NPT air inlet
- 20 CFM, 145 Max. PSI

KLUTCH.

Retail: \$23.99
Qty 1: \$17.00
Qty 4: \$16.00



48557
3-Way Quick-Connect Air Splitter

- Lets you simultaneously connect up to 3 different air tools to a single air line
- 3/8in. NPT air inlet
- 3 brass 1/4-in. quick-connect couplers
- 120 max. PSI
- Milled aluminum body
- M-style (Milton)



Generators Commercial-Grade Portable

- Quiet Armor Technology includes a proprietary muffler design and innovative acoustic panels to ensure quiet operation
- Heavy-duty steel exoskeletons and premium components
- Easy to use and conveniently placed controls and cutting-edge displays on most models*
- Carbon monoxide detection and auto shutdown
- Low oil shutdown
- Rugged 1-3/8in. steel tube roll cage and flat-free tires
- Powered by commercial-grade engines with available Electronic Fuel Injection (select models)

*1654400 does not include multi-function LCD display or maintenance alerts



**HEAVY-DUTY &
COMMERCIAL-
GRADE!**



POWERED by
HONDA



1654406



1654407



ITEM #	Engine	Start Type	Surge Watts	Rated Watts	Fuel System	Fuel Capacity	Run Time/Tank (@ 50% Load)	Retail	Qty 1
1654407	NorthStar e825	Electric w/Battery	18,000	15,000	EFI	12 Gal	7.9 Hours	\$3,999.99	\$3,599.99
1654406	Honda GX690	Electric w/Battery	15,000	13,500	Carburetor	12 Gal	10.6 Hours	\$3,799.99	\$3,419.99
1654405	NorthStar e670	Electric w/Battery	14,000	12,000	EFI	12 Gal	10.0 Hours	\$3,399.99	\$3,059.99
1654404	Honda GX630	Electric w/Battery	13,000	10,500	Carburetor	12 Gal	10.9 Hours	\$3,499.99	\$3,149.99
1654402	NorthStar e420	Electric w/Battery	9,250	7,250	EFI	8 Gal	10.8 Hours	\$2,499.99	\$2,249.99
1654403	Honda GX390	Electric w/Battery	8,000	6,600	Carburetor	8 Gal	10.6 Hours	\$2,299.99	\$2,069.99
*1654400	Honda GX270	Recoil	5,500	4,500	Carburetor	8 Gal	15.1 Hours	\$1,999.99	\$1,799.99

Inverter Generators

- Engine Smart Control and variable engine speed use only the required engine power, helping to reduce fuel consumption
- Quiet operation
- Eco throttle
- Safe for sensitive electronics



6075628



6075661

ITEM#	Surge Watts	Start	CO Detector	Fuel	Retail	Qty 1	Qty 4
6075628	2,500	Recoil	Yes	Gas	\$599	\$449	\$436
6075679	5,000	Electric w/Recoil	Yes	Gas / LP	\$999	\$749	\$727
6075644	8,000	Electric w/Recoil	Yes	Gas / LP	\$1,399	\$1,049	\$1,018
6075661	10,500	Electric w/Recoil	Yes	Gas / LP	\$1,999	\$1,499	\$1,455

Open Frame Generators

Gas Powered and Portable

- Engine Smart Control and variable engine speed use only the required engine power, helping to reduce fuel consumption
- Quiet operation
- Safe for sensitive electronics



6075716



6075695

ITEM#	Surge Watts	Start	CO Detector	Fuel	Retail	Qty 1	Qty 4
6075716	4,500	Recoil	Yes	Gas / LP	\$499	\$375	\$364
6075652	9,500	Electric w/Recoil	Yes	Gas / LP	\$799	\$599	\$582
6075695	12,500	Electric w/Recoil	Yes	Gas / LP / NG	\$1,099	\$825	\$800
6075687	15,000	Electric w/Recoil	Yes	Gas / LP / NG	\$2,199	\$1,649	\$1,601

POWERHORSE

Retail: \$349.99
Qty 1: \$262.00
Qty 4: \$255.00

NEW
ARRIVALS



115176
Gas Cold Pressure Washer

- Onboard soap tank requires less filling for fewer interruptions
- 10in. Flat-free tires for easy portability
- Onboard storage keeps spray gun, lance and nozzles organized and easy to access
- Includes 30ft. braided hose with M22 connectors, 3ft. lance and rear entry gun
- Includes 4 quick-connect nozzles

212cc OHV Engine w/Axial Cam Pump
3,400 PSI
2.7 GPM
104° Max. Temp
.59 Gallon Soap Tank

POWERHORSE

Retail: \$699.99
Qty 1: \$525.00
Qty 4: \$509.00



115178
Gas Powered Cold Pressure Washer

- Powerful OHV engine delivers dependable performance
- Direct drive triplex pump with stainless steel ceramic coated plungers for durability
- Thermal protection and low oil shutdown
- Includes 4 quick-connect nozzles (15°, 25°, 40°, and soap), 3/8in. x 35ft. hose, lance and gun

274cc OHV Engine w/Triplex Pump
3,800 PSI
3.6 GPM
140° Max. Temp
Convenient Onboard Soap Tank

POWERHORSE

Retail: \$999.99
Qty 1: \$750.00
Qty 4: \$727.00



115179
Gas Powered Cold Pressure Washer

- Powerful OHV engine delivers dependable performance
- Direct drive triplex pump with stainless steel ceramic coated plungers for durability
- Thermal protection and low oil shutdown
- Includes 4 quick-connect nozzles (15°, 25°, 40°, and soap), 3/8in. x 35ft. hose, lance and gun

420cc OHV Engine w/Triplex Pump
4,400 PSI
4.2 GPM
140° Max. Temp
Convenient Onboard Soap Tank

POWERHORSE

Retail: \$449.99
Qty 1: \$374.00
Qty 8: \$363.00



113880
Electric Cold Pressure Washer

- Digitally controlled brushless motor and axial cam pump for heavy duty use
- Convenient onboard storage
- Automatically adjusts from 1.1 GPM @ 3000 PSI for high pressure jobs to 2.0 GPM @ 100 PSI for higher flow applications
- 10in. Pneumatic wheels
- Includes 25ft. steel-braided hose with hose wrap, 35ft. power cord with GFCI plug, and spray gun
- Includes 5 quick-connect nozzles (15°, 25°, 40°, Soap and Turbo)

Brushless Motor w/Axial Cam Pump
3,000 PSI
2.0 GPM
104° Max. Temp
1 Gallon Onboard Soap Tank

POWERHORSE

Retail: \$699.99
Qty 1: \$560.00
Qty 4: \$509.00

NEW
ARRIVALS



113881
Electric Cold Pressure Washer

- Digitally controlled brushless motor and axial cam pump for heavy duty use
- Convenient onboard storage
- Automatically adjusts from 1.2 GPM @ 2,500 PSI for high pressure jobs to 2.1 GPM @ 100 PSI for higher flow applications
- 10in. Pneumatic wheels
- Includes 25ft. steel-braided hose with hose wrap, 35ft. power cord with GFCI plug, and spray gun
- Includes 5 quick-connect nozzles (15°, 25°, 40°, Soap and Turbo)

Brushless Motor w/Triplex Pump
2,500 PSI
1.2 GPM
104° Max. Temp
1.0 Gallon Soap Tank

POWERHORSE

Retail: \$239.99
Qty 1: \$179.99
Qty 4: \$174.59



106167
Electric Cold Pressure Washer

- Onboard soap tank requires less filling for fewer interruptions
- 8in. Flat-free tires for easy portability
- Onboard storage keeps spray gun, lance and nozzles organized and easy to access
- Includes 25ft. kink-resistant, high pressure hose, 35ft. power cord with GFCI plug, and spray gun with steel lance
- Includes 4 quick-connect nozzles

Universal Motor w/Axial Cam Pump
2,000 PSI
1.2 GPM
104° Max. Temp
.59 Gallon Soap Tank



Retail: \$1,399.99
 Qty 1: \$1,120.00
 Qty 4: \$1,086.40



Retail: \$1,549.99
 Qty 1: \$1,240.00
 Qty 4: \$1,202.80



1571102
 Electric Cold Pressure Washer

- High-efficiency, premium-grade motor with a dynamically balanced rotor ensures low vibration and quiet operation
- 10in. Flat-free tires for easy portability
- Built-in storage for high-pressure hose, gun and lance and nozzles
- Includes rear entry spray gun and lance with 18-1/2in. wand, and 25ft. Uberflex® nonmarking hose
- Includes 4 quick-connect nozzles (15°, 25°, 40°, and chemical)

2 HP, 20 Amp Motor w/CAT 4DX Triplex Pump
 2,000 PSI
 140° Max. Temp



1571103
 Electric Cold Pressure Washer

- High-efficiency, premium-grade motor with a dynamically balanced rotor ensures low vibration and quiet operation
- 10in. Flat-free tires for easy portability
- Built-in storage for high-pressure hose, gun and lance and nozzles
- Includes rear entry spray gun and lance with 18-1/2in. wand, and 25ft. Uberflex® nonmarking hose
- Includes 4 quick-connect nozzles (15°, 25°, 40°, and chemical)

5 HP, 30 Amp Motor w/CAT 4DX Triplex Pump
 3,000 PSI
 140° Max. Temp



Cold Water Pressure Washers
 Gas Powered

- Great for cleaning heavy-duty machinery, driveways, parking lots, patios, buildings, and more
- 10in. flat free tires for easy portability (15in. tires on 1571343)
- Oil drain cutouts for quick oil changes
- Easy start prevents pressure buildup for smoother, easier recoil pulling
- Max temp 140°
- Rear entry spray gun with lance
- Includes 50ft. heavy-duty nonmarking hose and 4 quick-connect nozzles (15°, 25°, 40° and chemical)



HOT BUYS

ITEM #	Engine	Pump	Pressure	Flow	Frame	Retail	SPECIAL	Qty 1	Qty 4
157127	Honda GX390	CAT Triplex	4,200 PSI	3.5 GPM	1-3/8in. Steel	\$1,799.99	\$1,439.99	\$1,368.00	\$1,327.00
157133	Honda GX390	CAT 67DX Triplex	4,200 PSI	3.5 GPM	1-1/4in. Aluminum	\$1,679.99	\$1,343.99	\$1,277.00	\$1,238.00

ITEM #	Engine	Pump	Pressure	Flow	Frame	Max Temp	Retail	Qty 1	Qty 4
157123	Honda GX200	CAT 4DNX	3,300 PSI	2.5 GPM	1-3/8in. Steel	140°	\$999.00	\$869.00	\$869.00
1571243	NorthStar e300	CAT 4SPX	3,600 PSI	3 GPM	1-3/8in. Steel	140°	\$1,299.99	\$1,040.00	\$1,008.80
1571343	NorthStar e420	Comet RW Triplex Plunger	4,000 PSI	5 GPM	1-3/8in. Steel	140°	\$2,199.99	\$1,760.00	\$1,707.20



1574212
Electric Hot Water Pressure Washer

- 250-degree wet steam delivers high heat, high impact, and high-flow to blast and melt away dirt and grime
- Total start/stop technology automatically turns on the pressure washer when the trigger is pulled and shuts it off when released for greater efficiency and convenience
- Convenient, built-in storage for high-pressure hose, spray gun, nozzles, and cordset
- Compact industrial 4-wheel cart with vibration isolation and 15-in. pneumatic tires
- Built-in chemical injector allows you to apply chemicals quickly and easily with the change of a nozzle
- CAT 4DNX direct drive triplex plunger pump offers efficiency and durability and features thermal protection to prevent overheating and cooler operation



ITEM #	Motor	Pump	Pressure	Flow	Max Temp	Retail	Qty 1	Qty 4
1574212	5 HP, 230V, 30 Amps	CAT 4DNX	2,750 PSI	2.5 GPM	140°	\$3,999.99	\$3,199.99	\$3,103.99



Hot Water Pressure Washers
Gas Powered

- Innovative digital thermostat provides far superior temperature regulation compared to other brands
- Downdraft burner with seamless coil provides consistent heat and up to 35% increased fuel efficiency
- CAT 66DX pump
- Electronic Fuel Injection technology virtually eliminates inconsistent starting, uses less fuel, and provides more power than a comparable carbureted engine (1571153)

POWERED BY
HONDA

Powered by
NORTH STAR
Proven Performance



157310



1571153

HOT BUYS

ITEM #	Engine	Pressure	Flow	Spray Gun	Max Temp	Retail	SPECIAL	Qty 1	Qty 4
157310	Honda GX390	3,000 PSI	4.0 GPM	Industrial Rear Entry	250°	\$5,299.99	\$4,239.99	\$4,028.00	\$3,907.00

ITEM #	Engine	Pressure	Flow	Spray Gun	Max Temp	Retail	Qty 1	Qty 4
1571153	NorthStar e420	3,000 PSI	4.0GPM	Industrial Rear Entry w/ Lance	250°	\$4,599.00	\$3,679.99	\$3,679.99

115177
Gas Hot Water Pressure Washer

- Hot water cleans oil, grease, and grime 2X faster than cold water
- Propane-powered burner heats water up to 150 degrees in minutes for maximum cleaning power (propane tank not included)
- Lightweight and easy-to-handle design and a simple connection to propane tank to power the burner
- Durable triplex plunger pump, thermal protection, and low oil shutdown ensure long-lasting performance
- Adjustable pressure to suit every job
- Pneumatic tires for easy portability
- Includes four quick-connect nozzles (15, 25, 40-degree, and soap), LP regulator, 30-ft. x 5/16-in. reinforced braided hose and lance and spray gun
- Requires two D-size 1.5V battery (not included)
- Patent-pending technology

NEW
ARRIVALS



ITEM #	Engine	Pump	Pressure	Flow	Max Temp	Retail	Qty 1	Qty 4
115177	212CC OHV	CAT 66DX	3,600 PSI	2.6GPM	150°	\$1,299.99	\$871	\$845



157495
Electric Hot Water Pressure Washer Add-On Unit

- Upgrades a cold water pressure washer into a hot water/steam pressure washer
- For pressure washers from 2-4 GPM and 4000 PSI max
- Diesel burner heats water up to 250 degrees
- Diesel burner has 1/2-in. Schedule 80 heating coil, temperature control, and 4-gallon fuel tank
- 5ft. quick-couple hose connects to pressure washer pump
- 36ft. GFCI cord plugs into standard 115V, 15 Amp outlet

- 5 HP, 30 Amp Motor w/CAT 4DX Triplex Pump
- Extended Run 4-Gallon Fuel Tank
- 10-Ga. Steel Tube Frame w/Handles



Retail: \$2,499.99
Qty 1: \$1,999.99
Qty 4: \$1,939.99



Hot Water Trailer Pressure Washer Gas Powered

- Honda GX630 V-Twin engine
- 200-gallon water tank
- Adjustable pressure
- 100ft. nonmarking hose
- 2 hose reels: first reel fits up to 100ft. 3/4in. garden hose (not included); second reel includes 100ft., 3/8in. gray nonmarking high-pressure hose
- Pressure switch burner control
- 3500-lb. capacity trailer has lights, torsion axle suspension, fenders and jack with caster
- Easy Start stops pressure build-up during start-up
- Sight glass lets you quickly check pump oil
- Contact with water or oil will not damage insulation; upon drying the insulation regains its original shape

**200
GALLON
TANK**

POWERED by
HONDA™



ITEM #	Engine	Pump	Pressure	Flow	Max Temp	Retail	Qty 1	Qty 4
157595	Honda GX630	CAT 66DX	4,000 PSI	4.0GPM	210°	\$10,999.99	\$8,799.99	\$8,535.99



Hot Water Trailer Pressure Washer Gas Powered

- NorthStar e740 739cc EFI engine verified commercial grade by an independent powertrain authority
- 7 GPM/4,000 PSI from 1 gun or 3.5 GPM/4,000 PSI from both guns
- Contact with water or oil will not damage insulation; upon drying, the insulation regains its original shape
- 525-gal. tank capacity
- Adjustable temperature
- Trailer has lights and brakes on both axles
- Easy start stops pressure build-up during start-up
- Sight glass lets you quickly check pump oil
- Jack and aluminum truck storage box
- 2 high-pressure hose reels
- 12V DC automotive or marine battery not included

**525
GALLON
TANK**

Powered by
**NORTH
STAR**
Proven Performance



ITEM #	Engine	Pump	Pressure	Flow	Max Temp	Retail	SPECIAL
1575973	NorthStar e740 w/Electronic Fuel Injection	NorthStar	4,000 PSI	7.0 GPM	200°	\$16,999.99	\$13,600.00



49433

47892

49433 & 47892
Pressure Washer Surface Cleaners

- Easily connects to a pressure washer for powerful cleaning
- Durable stainless steel construction
- Variable rotary swivel bar with two spray nozzles
- Use 49433 for cleaning concrete driveways, patios, pool decks, and more.
- Use 47892 for cleaning greasy factory floors, gas stations, parking lots, garages, and more.
- *Requires pressure washer, not included*

870 Min/3,000 PSI (49433); 870 Min/3,500 PSI (47892)

2.0 Min/4.0 GPM (49433); 2.5 Min/5.0 GPM (47892)

200° Max. Temp (49433); 150° Max. Temp (47892)

12in. Dia. Path (49433); 16in. Dia. Path (47892)

680 - 710 BPM

ITEM#	Retail	Qty 1	Qty 4
49433	\$159.99	\$119.99	\$116.39
47892	\$264.99	\$198.74	\$192.78



Retail: \$999.99
SPECIAL: \$750.00



49430
Pressure Washer Surface Cleaner

- Heavy-duty stainless steel construction
- 2.5in. carbon steel nonmarking casters
- 3-nozzle rotary arm
- Includes spray gun with compensating design to reduce fatigue
- High-pressure gun inlet filter reduces debris
- Clean concrete driveways, patios, pool decks, parking lots, and more
- *Requires pressure washer, not included*

2,500 Min/4,000 PSI

3.0 Min/8.0 GPM

185° Max. Temp

22in. Dia. Path



Pressure Washer Hoses

- Eaglewash I hose for use on pressure washer machines with up to 4000 PSI working pressure
- For temperatures 14° to 310° F
- Synthetic rubber tube, resistant against cold and hot water with usual cleaning agents
- Abrasion and ozone resistant synthetic rubber cover, wrapped or smooth
- 3/8in. x 50ft. hose CPLD MP X MPX

ITEM#	Color	Retail	Qty 1	Qty 4
168-0066-4000I.JGB	Blue	\$89.99	\$62.99	\$61.10
168-0067-4000I.JGB	Grey	\$89.99	\$62.99	\$61.10
168-6006-3000I.JGB	Black	\$89.99	\$62.99	\$61.10

PRESSURE WASHER CHEMICAL CLEANERS ON PAGE 114.



42661

42662



56486



56615

SCAN HERE for PH Pressure Washer Accessories



Pressure Washer Accessories
Fits Powerhorse Units

ITEM#	Description	Retail	Qty 1	Qty 4
42661	Nonmarking Hose - 3100 PSI, 25ft. x 1/4in.	\$39.99	\$36.11	\$35.03
42662	Nonmarking Hose - 3100 PSI, 50ft. x 1/4in.	\$69.99	\$57.11	\$55.39
56486	Telescoping Wand - 4000 PSI, 8.0 GPM, 6ft. - 12ft. Long	\$119.99	\$89.99	\$87.29
56615	Trigger Spray Gun/Lance Combo - 3200 PSI, 6.0 GPM	\$36.64	\$29.32	\$29.32



43247



55778



SCAN HERE for NS Pressure Washer Accessories



Pressure Washer Accessories
Fits NorthStar Units

ITEM#	Description	Retail	Qty 1	Qty 4
43247	Rotating Turbo Nozzle - 4.0 Orifice, 3000-5100 PSI	\$134.99	\$101.25	\$101.25
55778	Pro-Grade Telescoping Wand - 4000 PSI, 10.5 GPM, 6-24ft.	\$279.99	\$210.00	\$203.70



COMING SPRING 2025

Broadcast & Spot Sprayers Electric Powered

- 100% continuous-duty rating
- Large capacity proprietary tank design features extra-thick walls that are UV-resistant and compatible with virtually all pesticides
- Spring-loaded, breakaway boom arms fold away for compact storage
- Easy to empty tank with bottom drain
- Includes pressure gauge and remote switch with battery clamps
- Attaches to ATV or garden tractor
- All feature cone/stream pattern



282780



99905



99907



99909

ITEM #	Power	Type	Tank Size	Pressure	Flow	Retail	Qty 1	Qty 4
282780	12V	Tow-Behind	21 Gal	70 PSI	2.2 GPM	\$349.99	\$244.99	\$237.64
282785	12V	Tow-Behind	31 Gal	70 PSI	2.2 GPM	\$449.99	\$314.99	\$305.54
282585	12V	Tow-Behind	41 Gal	60 PSI	4.0 GPM	\$699.99	\$489.99	\$475.29
282592	12V	Tow-Behind	101 Gal	60 PSI	7.0 GPM	\$1,399.99	\$979.99	\$950.59
99905	12V	ATV Boomless	16 Gal	70 PSI	2.2 GPM	\$249.99	\$174.99	\$169.74
99906	12V	ATV Boomless	26 Gal	70 PSI	2.2 GPM	\$279.99	\$195.99	\$190.11
99907	12V	ATV Boomless	26 Gal	60 PSI	5.5 GPM	\$419.99	\$293.99	\$285.17
99909	12V	ATV Boomless	26 Gal	70 PSI	2.2 GPM	\$329.99	\$230.99	\$224.06



Broadcast & Spot Sprayers Electric Powered

- 100% continuous-duty rating
- Durable, UV-resistant tank is compatible with virtually all pesticides
- Gallon marks are molded into the tank to monitor fluid levels
- Easy to empty tank with bottom drain
- Includes remote switch with battery clamps
- Attaches to ATV or garden tractor



282790



99917



ITEM #	Power	Type	Tank Size	Pressure	Flow	Pattern	Retail	Qty 1	Qty 4
282790	12V	Tow-Behind	13 Gal	40 PSI	1 GPM	Cone/Stream	\$249.99	\$174.99	\$169.74
2682050	12V	ATV Boomless	8 Gal	40 PSI	1 GPM	Cone/Stream	\$99.99	\$69.99	\$67.89
99917	12V	ATV Boomless	26 Gal	60 PSI	4.0 GPM	Cone/Stream	\$159.99	\$111.99	\$108.63

Replacement Pumps
On-Demand Sprayer Diaphragm Pumps & Potable Water Pumps

- 100% continuous-duty cycle
- Automatically turns off when no flow is required to conserve battery power
- Self-priming (NorthStar pumps only)
- Oversized motors run lower amps, produces less heat, and offers longer life (NorthStar pumps only)
- Potable water pumps safe for drinking water



ITEM #	NorthStar AG Pumps	Retail	Qty 1	Qty 3
2682271	2.2 GPM, NPT	\$99.99	\$59.99	\$58.19
2682272	2.2 GPM, Quick-Connect Ports	\$99.99	\$59.99	\$58.19
2683061	3.0 GPM, NPT	\$159.99	\$95.99	\$93.11
2683062	3.0 GPM, Quick-Connect Ports	\$159.99	\$95.99	\$93.11
2684062	4.0 GPM, Quick-Connect Ports	\$159.99	\$95.99	\$93.11
2685561	5.5 GPM, NPT	\$179.99	\$143.99	\$139.67
2685562	5.5 GPM, Quick-Connect Ports	\$179.99	\$143.99	\$139.67

ITEM #	RV Replacement Pumps	Retail	Qty 1	Qty 4
157101	Ironton 1.0 GPM, 3/8 in. Hose Barb	\$59.99	\$41.99	\$40.73
157103	NorthStar 3.0 GPM, 1/2 in. NPS-M Ports	\$89.99	\$53.99	\$52.37



POWERED by **HONDA**

268177
100-Gallon Skid Sprayer

- Designed for applying pesticides and other chemical sprays
- The tank features extra-thick walls that won't bulge or sag
- The tank is UV-stabilized to reduce fading and other sun damage
- Approved for use with Roundup® Agricultural brand herbicides and other herbicides, fertilizers and fungicides
- Not for use with any acid-type products
- Includes deluxe trigger spray gun with straight spray and fan pattern tips, and 8in. lance extension
- 150ft. x 3/8in. PVC hose on manual rewind hose reel



- Honda GX 160 Engine
- 100 Gallon Capacity Tank
- 5 GPM
- 350 PSI
- Deluxe Trigger Spray Gun

Retail: \$2,499.99
Qty 1: \$1,999.99
Qty 4: \$1,939.99



268170
200-Gallon Skid Sprayer

- Designed for applying pesticides and other chemical sprays
- The tank features extra-thick walls that won't bulge or sag
- The tank is UV-stabilized to reduce fading and other sun damage
- Features a dependable Comet diaphragm
- Panel-mount valves, gauge and regulator
- Includes deluxe trigger spray gun with straight spray and fan pattern tips, and 8in. lance extension
- Coxreel electric-rewind hose reel with 300ft. of 1/2in. chemical-resistant hose reel



- Honda GX160 Engine
- 200 Gallon Capacity Tank
- 11 GPM
- 580 PSI
- Lawn Spray Gun

Retail: \$4,199.99
Qty 1: \$3,780.00

STRONGWAY

Retail: \$99.99
Qty 1: \$77.00
Qty 4: \$75.00



113768
 Li-Ion Never Pump Sprayer Kit

- Lithium-ion battery powers the electric air pump (included)
- Easy-to-use, Never Pump technology for consistent pressure with no pumping
- Pressure regulating switch maintains tank pressure between 14 PSI and 22 PSI
- Sprays up to 24 gallons per charge
- Steel/poly wand offers 3x the strength of average wands and maximum chemical compatibility
- Ideal for weed prevention, pest control, fertilizing and watering
- Includes 3-hour 120V AC charger and a 6-pc. nozzle kit for a wider range of chemical spraying applications

7.2V Lithium-Ion Battery
2 Gallon Tank
.16 GPM
20 PSI
17ft. Spray Height; 6ft. Broadcast Width
48in. Hose Length

STRONGWAY

Retail: \$219.99
Qty 1: \$168.00
Qty 4: \$163.00



113767
 Li-Ion Never Pump Backpack Sprayer Kit

- Lithium-ion battery powers the electric air pump (included)
- Easy-to-use, Never Pump technology for consistent pressure with no pumping
- Up to 4 hours of spray time or 50 gallons of liquid on a single charge
- Heavy-Duty 21in. reinforced stainless steel wand for added durability and longer life
- Professional shutoff with comfort grip, lock and filter
- Fully padded back harness for all day comfort
- Ideal for applying herbicides, insecticides, fertilizers and other water-based chemicals
- Includes 3-hour 120V AC charger and a 6-pc. nozzle kit for a wider range of chemical spraying applications

18V 2.0 Ah Lithium-Ion Battery
4 Gallon Tank
.32 GPM
40 PSI
24ft. Spray Height; 6ft. Broadcast Width
50in. Hose Length

STRONGWAY

Retail: \$59.99
Qty 1: \$42.00
Qty 4: \$41.00

46431
 Poly Portable Sprayer

- Comfort grip spray handle and ergonomic pump handle
- 4in.W mouth opening for easy filling
- Includes poly and brass adjustable nozzles
- Chemical-resistant seals
- Equipped with the SureSpray™ in-tank anticlog filter to virtually eliminate clogging
- Clear reinforced hose is engineered for use with herbicides, pesticides and fertilizers.



2 Gallon Tank
.4 GPM
45 PSI
48in. Hose Length

STRONGWAY

Retail: \$99.99
Qty 1: \$70.00
Qty 4: \$68.00

46432
 Backpack Sprayer Pro

- Cushion-grip spray handle
- Large 4in. opening for easy filling and cleaning
- Strainer/filter basket at opening to catch debris
- Chemical-resistant seals
- Adjustable shoulder straps with waist straps
- Brass, poly fan and poly cone nozzles create a variety of sprays
- Not for use with bleach



4 Gallon Tank
90 PSI
47.625in. Hose Length



Hydroxyl Generators

- **How it Works:** These generators use UVA lamps reflecting off a coated super reactor screen - by reflecting the UVA ray off highly reactive titanium dioxide catalyst, a hydroxyl radical is formed. The photocatalytic reaction uses the H₂O in the air to create super hydroxyl radicals, free electrons, and ionized hydro-peroxides. When these molecules are introduced to a contaminated area, they will decompose odors, germs, gases, and organic pollutants into carbon dioxide and water
- Does not produce ozone - units 100% safe for use in inhabited areas
- Does not produce additional humidity
- For use in fire and flood damage restoration, hospitals, nursing homes, day care centers, etc.
- Technology certified by NASA and FDA as a Type 2 medical device
- Washable filters



TITAN1000



TITAN2000



TITAN4000




ITEM#	Output	Max Treatment Area	Filtration	Retail	SPECIAL
TITAN1000	100 Max CFM	10,000 Ft ³	4in. x 4in.	\$706	\$599
TITAN2000	900 Max CFM	20,000 Ft ³	9in. x 9in. x 0.5in.	\$1,261	\$1,187
TITAN4000	5,000 Max CFM	40,000 Ft ³	20in. x 20in. x 0.5in.	\$2,000	\$1,800



Ozone Generators

- Air quality total solution for your home or business
- Eliminate smoke, mold, mildew, food, and paint odors
- 12-hour timer with hold function
- Collapsible handle for easy storage
- Non-marketing, polyurethane feet
- Safety fan guard
- Stainless steel components
- For use in unoccupied spaces only - use only as directed

ITEM#	Output	Retail	SPECIAL
TZ-1.SHP	1,500 MG/Hr	\$952	\$724
TZ-2.SHP	3,000 MG/Hr	\$1,140	\$912





Retail: \$79.99
 Qty 1: \$55.99
 Qty 4: \$54.31

52724
 Air Mover Carpet/Floor Blower

- Compact, super-lightweight design ideal for use in large areas in commercial and residential applications
- Features a powerful, energy-efficient, induction motor
- Easy to transport
- Stackable (up to 4 units) for easy storage
- 3 speeds, a kickstand and 4 drying positions (0°, 20°, 45° and 90°)
- Durable injection-molded polypropylene housing

.12 HP, 1.5 Amps/115V Induction Motor
 3 Speeds; 4 Drying Positions
 500 CFM
 10ft. Wraparound Power Cord



Retail: \$299.99
 Qty 1: \$209.99
 Qty 4: \$203.69

52721
 Air Mover Carpet/Floor Blower

- Compact, super-lightweight design ideal for use in large areas in commercial and residential applications
- Features a powerful, energy-efficient, induction motor
- Easy to transport and stackable (up to 4 units) for easy storage
- 3 speeds, a kickstand and 4 drying positions (0°, 20°, 45° and 90°)
- Durable injection-molded polypropylene housing



1 HP, 8.5 Amps/115V Induction Motor
 3 Speeds; 4 Drying Positions
 3,600 CFM
 20ft. Wraparound Power Cord



**INVENTORY
 CLOSEOUT**

Retail: \$622
 Special: \$479
 SALE: \$297

MHD-36-BDF
 Industrial Fan

- Blow massive amounts of air and reduce your reliance on air conditioning
- Ultra-thick, OSHA compliant barrels and guards
- Fuse-protected accessory outlet
- Daisy chain capable
- Rock solid wheels, quiet operation & built-in handle
- 8ft. grounded power cord
- 2 Speeds; 7,500 - 10,200 CFM
- Four 18in. blades



General
PIPE CLEANERS



100230.GEN/101965.GEN
Small Line Cleaners

- Designed for drain lines 3in. in diameter, like sinks, tubs, and laundry drains
- Automatically adjusts to different cable diameters
- Unique Dyna-Thrust™ bearing system for longer tool life
- Holds 50 ft of 1/4in. or 5/16in., or 35 ft of 3/8in. Flexicore® cable

ITEM#	Application	Retail	SPECIAL
100230.GEN	Small Lines	\$373	\$316
101965.GEN	Hard to Reach	\$465	\$399



General
PIPE CLEANERS



105230.GEN
Drain-Rooter Small Line Cleaner

- Clears clogged sinks, tubs, and laundry drains in 1-1/4in. to 3in. lines
- Variable speed quick-grip™ chuck drives and retrieves cable at up to 16 ft per minute
- Holds 50 ft of 1/4in. or 5/16in., or 35 ft of 3/8in. Flexicore cable

ITEM#	Extension	Retail	SPECIAL
105230.GEN	No	\$947	\$757.60

General
PIPE CLEANERS



111380.GEN/110480.GEN
Medium Line Cleaners

- Clears 1-1/4in. to 3in. lines and most 4in. lines
- Holds 75 ft. of 3/8in. or 50 ft. of 1/2in. Flexicore® (included)
- 1/3 hp motor with momentary contact reverse switch and pneumatic foot pedal
- 8in. semi-pneumatic wheels (110480)

ITEM#	Retail	SPECIAL
111380.GEN	\$1,148.00	\$918.40
110480.GEN	\$1,553.00	\$1,242.40

General
PIPE CLEANERS

Retail: \$1,887.00
SPECIAL: \$1,509.60



103070.GEN
Easy Rooter JR Medium Line Cleaner

- 1/3 HP motor with capacitor and thermal overload protection
- A large capacity machine for 2in. to 4in. lines
- Cage holds 100 ft. of 1/2in. Flexicore® cable
- Patented Quick-Grip™ chuck tightens firmly on cable with just a quarter turn
- Included 1/2in. x 75ft. cable

General
PIPE CLEANERS

Retail: \$2,300
SPECIAL: \$1,840



110250.GEN
Easy Rooter Medium Line Cleaner

- 1/3 HP motor with capacitor and thermal overload protection
- Clear tree roots and other difficult obstructions in 3in. to 10in. drain lines
- Cage holds 100 feet of 3/4in. or 5/8in. Flexicore cable (5/8in. included)
- Special in.roll barsin. to protect the motor

General
PIPE CLEANERS



108640.GEN/108680.GEN
Large Line Cleaners

- 1/2 hp motor strong enough to drive cable 200 ft. down the line
- Clears 3in. through 10in. drains up to 100 ft. down the line
- Drum holds 100 ft. of 3/4in. or 5/8in. Flexicore® cable
- Features stair climbers, 10in. ball bearing tires, truck loading wheel and tool box

ITEM#	Included Cable	Retail	SPECIAL
108640.GEN	100ft. x 5/8in.	\$2,648.00	\$2,118.40
108680.GEN	100ft. x 3/4in.	\$3,381.00	\$2,704.80

General
PIPE CLEANERS

Retail: \$3,634.00
SPECIAL: \$2,907.20



113240.GEN
Electric Water Jetter

- Clear grease, sand, and ice with high pressure water
- Compact and portable jet fits into the back of truck or in the trunk of a car
- Triplex pump with Vibra-Pulse® technology that increases the cleaning power of the electric jets and is particularly useful in jetting around the bends in small drains
- Slide out handle, heavy-duty frame, and 8in. semi-pneumatic wheels for easy transport and durability
- Detachable 150ft. hose reel

1-1/2HP, 13AMP with GFCI

Triplex Pump with Vibra-Pulse®

1,500 PSI, 1.7 GPM

150ft. x 1/4in. Hose Reel Capacity



General
PIPE CLEANERS

Retail: \$596.00
SPECIAL: \$476.80



115020.GEN
Kinetic Water Ram

- Built-in air compressor easily pumps up to desired pressure
- Effective in clearing lines with tight bends

16 Gauge Plated Cylinder

1-1/4in. - 4in. Applications

Up to 600 Lbs of Pressure

General
PIPE CLEANERS

Retail: \$78.90
SPECIAL: \$63.10



260160.GEN
Teletube 6ft. Closet Auger

- 6ft. closet auger lets you clear stoppages just beyond the toilet bowl
- Extra 3ft. telescoped inside a guide tube

1-1/8in. Tube Size

Hexagonal Guide Tube

Vinyl Grip & Turning Handles



Retail: \$3,980
SPECIAL: \$3,184

107580.GEN
Flexi-Rooter

- Integral variable speed motor - from 0 to 2,200 RPM
- Stronger, stiffer flexible shaft and durable sheath
- Flexible enough to clear 2in. lines, yet strong enough to cut roots in 4in. lines
- Clears lines up to 75 feet long
- Two-part cleaning array combines ClogChopper® with carbide-tipped chain cutters
- Foot pedal frees hands to guide the rod
- Durable metal frame includes 10in. wheels and folding handle

Double-Insulated, Reversible 4-Amp Motor
0 - 2200 RPM Load Speed
FR100-CS Cutter Set
20 ft. 3-Wire In-Line Ground Fault Circuit Interrupter Cord



Electric Machine Flexcore Cable

ITEM#	Description	Retail	SPECIAL
120100.GEN	5/16in. x 50ft. Double Down-Head	\$117.90	\$94.30
120130.GEN	5/16in. x 50ft. Double Female Connector	\$114.75	\$91.80
120170.GEN	3/8in. x 35ft. Double Female Connector	\$107.00	\$85.60
120080.GEN	5/16in. x 50ft. Double EL Basin Plug Head	\$106.05	\$84.85
120060.GEN	1/4in. x 50ft. Double Double Down-Head	\$104.90	\$83.90
120040.GEN	1/4in. x 50ft. Down Head	\$96.25	\$77.00
120160.GEN	3/8in. x 25ft. Double Female Connector	\$82.50	\$66.00
120140.GEN	5/16in. x 25ft. Double Down-Head	\$82.00	\$65.60



Snake Oil Plus™

- Non-toxic, eco-friendly, biodegradable formula
- Offers enhanced protection of drain cables and machines - and can extend the life of your other equipment, as well
- Creates virtually non-stick surfaces, keeping mud and debris from sticking to cables, drums, and machines
- Deodorizer keeps drain cleaning tools smelling fresh and clean



ITEM#	Description	Retail	SPECIAL
440110.GEN	Snake Oil Plus, Quart	\$11.87	\$10.09
440130.GEN	Snake Oil Plus, Gallon	\$39.05	\$31.25

Snake Oil Classic™

- Preserves & Protects Sewer Cables & Equipment
- Special rust inhibitor cuts through moisture and replaces it with a rust resistant coating
- Extends the life of drums, bearings, and power cable feeds
- Lemon scented deodorant gives everything a fresh, clean smell



ITEM#	Description	Retail	SPECIAL
440150.GEN	Snake Oil Classic, Gallon	\$39.05	\$31.25



Recording Capabilities

H7 Inspection Cameras

- Precise self-leveling camera head for consistent, accurate visuals, enabling easy navigation through complex piping systems without manual adjustments
- Equipped with a 200-ft., 1/2-in. push rod that allows deep access into inspection areas
- Includes a 7-in. shatter-resistant LCD monitor that provides clear, real-time video feedback
- Powered by either 18V Milwaukee (or equivalent) batteries or a 12V AC/DC adapter, offering versatility in power sources and up to 5 hours of continuous operation
- Offers one-touch video recording and screenshot capabilities, making it easy to capture and save important findings directly to a standard 64 GB hard drive or USB
- Wi-Fi connectivity feature allows multiple devices to connect to the camera simultaneously, enabling team members to view live inspections from their own devices, enhancing collaborative diagnostics (SLW models only)
- Built with a butt-welded steel frame and military-grade faceplates and connectors, providing exceptional durability and longevity in challenging environments



HOT BUYS

ITEM#	Camera Head	Wi-Fi Capable	Display	Weight	Retail	SPECIAL	Qty 1	Qty 5
H7-2143-SL.HAT	1.43 in.	N	1024 x 600 Pixels w/1,000 cd/m2	45 lbs.	\$8,650	\$6,022	\$5,721	\$5,549
H7-2123-SL.HAT	1.23 in.	N	1024 x 600 Pixels w/1,000 cd/m2	45 lbs.	\$8,650	\$6,022	\$5,721	\$5,549
H7-2143-SLW.HAT	1.43 in.	Y	1024 x 600 Pixels w/1,000 cd/m2	45 lbs.	\$9,150	\$6,370	\$6,052	\$5,870
H7-2123-SLW.HAT	1.23 in.	Y	1024 x 600 Pixels w/1,000 cd/m2	45 lbs.	\$9,150	\$6,370	\$6,052	\$5,870



Entry-Level Design

H2 Inspection Cameras

- Offers a budget-friendly inspection solution without compromising on quality and durability
- Precise self-leveling camera head for consistent, accurate visuals, enabling easy navigation through complex piping systems without manual adjustments
- Equipped with a 200-ft., 1/2-in. push rod that allows deep access into inspection areas
- Includes a 7-in. shatter-resistant LCD monitor that provides clear, real-time video feedback
- Powered by either 18V Milwaukee (or equivalent) batteries or a 12V AC/DC adapter, offering versatility in power sources and up to 6 hours of continuous operation
- Offers an on-screen footage counter that displays measurements in both feet and meters, complete with a reset function for precise tracking
- Built with a butt-welded steel frame and military-grade faceplates and connectors, providing exceptional durability and longevity in challenging environments



HOT BUYS

ITEM#	Camera Head Size	Display	Weight	Retail	SPECIAL	Qty 1	Qty 5
H2-2143-SL.HAT	1.43 in.	1024 x 600 Pixels w/1,000 cd/m2	45 lbs.	\$7,250.00	\$5,047	\$4,795	\$4,651
H2-2123-SL.HAT	1.23 in.	1024 x 600 Pixels w/1,000 cd/m2	45 lbs.	\$8,650.00	\$6,022	\$5,721	\$5,549

Accessories

- P-Trap Skid is a protective skid that houses the camera head
- 3in. Grooved Skid effectively raises the camera head in the line so larger pipes can be inspected

ITEM#	Description	Retail	Qty 1
SK-123SL.HAT	P-Trap Skid for 1.23in. Self Leveling Camera	\$90.00	\$69.00
SK-143SL.HAT	P-Trap Skid for 1.43in. Self Leveling Camera	\$90.00	\$69.00
SK-143GR.HAT	3in. Grooved Skid for 1.43in. Self Leveling Camera	\$180.00	\$138.00



SK-123SL.HAT



SK-143GR.HAT



SK-143SL.HAT





Retail: \$159.00
Special: \$99.95
SALE: \$89.95



RC-OG-FBM.MID
All-Terrain Moving Cart

- Conquer thresholds, uneven surfaces, and hard packed dirt and gravel
- Telescoping frame easily expands to 46in. to accommodate large objects and pallets
- Made in the USA with a 1-year warranty

28in. x 16in. x 4.5in. Collapsed Size

46in. x 16in. x 4.5in. Expanded Size

1,500 Lbs Rated

STRONGWAY



Hydraulic Rapid Lift XT Table Carts

- Features an ergonomic scissors design, extra-high lift and an easy foot-pedal operation
- Rapid lift action takes just 8 strokes to reach maximum height with no load
- Heavy-duty all-steel construction is powder-coated for easy maintenance and corrosion resistance
- Nonslip rubber cover on foot pedal for safety
- 2 swivel casters with brakes and 2 fixed for smooth-rolling transport

ITEM#	Capacity	Lift Range	Platform Size	Retail	Qty 1	Qty 4
57755	500 lbs	14-1/4in. - 50-3/4in.	27-3/4in. x 17-3/4in.	\$499.99	\$349.99	\$339.49
57756	1,000 lbs	15-1/4in. - 54-1/4in.	32in. x 19-3/4in.	\$699.99	\$489.99	\$475.29

iron-ton

Retail: \$369.99
Qty 1: \$258.99
Qty 4: \$251.22



57754
Hydraulic Table Cart

- Hydraulic scissor design is easy to operate by foot pedal
- Rugged all-steel table with durable powder-coat finish for ease in cleaning and maintenance
- 2 swivel casters with brake, 2 fixed casters for smooth transport

32in. L x 19-3/4in. W Platform

42in. L x 19-3/4in. W x 38-1/2in. H Overall

1,000 lbs Capacity

STRONGWAY



57481
4-Wheel Carpeted Cart

- Padded surface for scratch-free loading and unloading
- Heavy-duty steel construction for heavy loads
- 6in. TPR swivel casters roll smoothly, maneuver nicely
- 2 side handles for easy pushing and pulling
- Perfect for moving mattresses, tables, panels and other awkward loads

1,600 lb Load Capacity

30in. x 29in. Overall

83 lbs

Retail: \$229.99
Qty 1: \$160.99
Qty 4: \$156.16



STRONGWAY

Retail: \$199.99
Qty 1: \$130.00
Qty 4: \$126.00



110132
Drywall Dolly Cart

- 1-in. welded tubing construction
- Steeped 14-gauge steel plate bed with stability for casters
- 22 3/4-in. width fits through most doorways

1,600 lb Load Capacity

22-3/4in. Wide

8in. Rubber Casters (2 Rigid, 2 Swivel)

49-5/8in. x 22-3/4in. x 46-1/2in. Overall

24.3 lbs

STRONGWAY

Retail: \$149.99
Special: \$104.99
Qty 1: \$100.00
Qty 4: \$97.00



67833
Hand Truck

- Durable aluminum construction
- Comfortable, ergonomic, continuous handles
- Wheels roll smoothly
- 600lb. capacity
- 10in. x 3.2in. Polyurethane tires
- Toe plate size: 7-1/8in. W x 18in. D
- Ideal for the jobsite or the warehouse

STRONGWAY

Retail: \$229.99
Qty 1: \$160.99
Qty 4: \$156.16



67836
Hand Truck w/Plate Extender

- Durable aluminum construction
- Comfortable, ergonomic, continuous handles
- Wheels roll smoothly
- 550lb. hand truck mode / 770lb. platform mode capacity
- Features a plate extender to ease the handling of large loads
- 10in. x 3.5in. Pneumatic tires
- Toe plate size: 18in. W x 7-1/2in. D
- Ideal for the jobsite or the warehouse

ironton

Retail: \$59.99
Qty 1: \$41.99
Qty 4: \$40.73



67834
Pneumatic Hand Truck

- Durable steel construction
- Comfortable P-style handle
- Smooth rolling, non-marking wheels
- Matte black powder-coat finish to resist rust

600 lb Load Capacity

14in.W x 8-1/2Din. Toe Plate Depth

10in. x 3.5in. Pneumatic Tires

17in. x 21-21/32in. x 51-37/64in. Overall

25 lbs

STRONGWAY

Retail: \$79.99
Qty 1: \$55.99
Qty 4: \$54.31



67835
Steel Hand Truck

- Durable steel construction
- Comfortable P-style handle
- Easy maneuvering in a warehouse or on a jobsite

600 lb Load Capacity

21.65in.W x 16.93in.L x 51.57in.H Overall;
14in.x8.5in. Toe Plate

10in. Flat-Free Tires

STRONGWAY

Retail: \$159.99
Special: \$112.00
Qty 1: \$106.00
Qty 4: \$103.00



67970
Steel Hand Truck w/Extended Plate

- Sturdy steel construction and powder-coat finish
- Extended 24in. x 12in. toe plate for excellent load-lifting and load-holding performance
- Extra tall frame makes loading tall loads much easier
- Comfortable P-style handle
- Included fenders help protect the load and the wheels from damage
- Large tires help make moving the heaviest loads easier

1,000 lb Load Capacity

23in.W x 23.6in.L x 60in.H Overall;
14in. x 8.5in. Toe Plate

13in. Pneumatic Tires

STRONGWAY

Retail: \$149.99
Qty 1: \$104.99
Qty 4: \$101.84



62444
Stair Climber Hand Truck

- Durable aluminum construction
- Continuous handle
- Stair skids for climbing stairs easily
- Works well in the vertical position
- Wheels roll smoothly
- Ideal for transporting small crated or long narrow boxes

660 lb Load Capacity

18in. Toe Plate Depth

10in. Polyurethane Tires

18-1/2in. x 20-1/2in. x 54-3/8in. Overall

24.3 lbs

STRONGWAY

Retail: \$819.99
Qty 1: \$573.99
Qty 4: \$556.77



52397
Hydraulic Furniture Mover Set

- Ideal for transporting switch cupboards, safes, containers and other heavy, bulky pieces
- Hydraulic pump lifts items 10 inches for excellent floor clearance
- Polyurethane wheels glide smoothly
- 23 2/3in. W x 2-1/3in. D toe plates slide easily under furniture

3,960 lb Load Capacity

26.77in. L x 16.53in. W x 42.12in. H (Each Side)

(4) 6in. Polyurethane Tires (2 per Mover)



STRONGWAY

Retail: \$289.99
Special: \$202.99
Qty 1: \$193.00
Qty 4: \$187.00



67969
Industrial Hand Truck

- Robust steel construction with powder-coat finish
- Rubber-coated frame helps protect the load from damage
- Features auto-rewind ratchet belt for secure tightening of load to dolly
- Easily changes to 4-way position
- Dual rubber belts with aluminum frames make stair climbing easy

1,200 lb Load Capacity

24in. W x 13-1/2in. D x 66in. H Overall; 24in. x5in. Toe Plate

(2) 8in. Rubberized Wheels; (2) 4in. Poly Casters

TOOLS & SUPPLIES

MATERIAL HANDLING

STRONGWAY

Retail: \$149.99
Qty 1: \$105.00
Qty 4: \$102.00



67974
Wide Surface Hand Truck

- Extra-wide toe plate for loading large commodities
- Sturdy steel construction
- Smooth-rolling wheels
- Extra tall frame makes loading tall loads much easier than when using a standard hand truck

660 lb Load Capacity
 26in.W x 20-1/2in.L x 52in.H Overall;
 26in. x 9in. Toe Plate
 10in. Pneumatic Tires

iron ton.

Retail: \$64.99
Qty 1: \$45.49
Qty 4: \$44.13



63771
Folding Platform Truck

- 660-lb capacity
- Sturdy steel platform with non-skid surface
- Powder-coat finish that resists corrosion
- Convenient quick-release handle that folds for storage
- Features 5 in. smooth rubber casters (2 rigid, 2 swivel)
- Designed for transporting boxes, light equipment and awkward loads

660 lb Load Capacity
 24in. Platform Width
 36in. Platform Length
 31 lbs

iron ton.

Retail: \$159.99
Special: \$111.99
Qty 1: \$106.00
Qty 4: \$103.00



53412
2-Shelf Utility Cart

- Made of heavy-duty, maintenance-free structural foam that will not dent, rust or chip
- Scratch resistant and can be cleaned with common cleaning products
- Extra pockets and bins provide hardware storage, includes cup holder
- The removable rod below the handle is ideal for stretching packing material, tape or paper towels and more
- 5in. non-marring casters (2 swivel, 2 fixed) roll easily

500 lb Load Capacity
 2 Shelves
 33.6in. Top Shelf Height
 22in. Shelf Clearance
 46-3/5in.W x 25-2/5in.D x 32-7/10in. H Overall

iron ton.

Retail: \$249.99
Qty 1: \$174.99
Qty 4: \$169.74



53411
3-Shelf Utility Cart

- Made of heavy-duty, maintenance-free structural foam that will not dent, rust or chip
- Scratch resistant and can be cleaned with common cleaning products
- Extra pockets and bins provide hardware storage, includes cup holder
- The removable rod below the handle is ideal for stretching packing material, tape or paper towels and more
- 5in. non-marring casters (2 swivel, 2 fixed) roll easily

500 lb Load Capacity
 3 Shelves
 33.6in. Top Shelf Height
 11in. Shelf Clearance
 46-3/5in.W x 25-2/5in.D x 32-7/10in. H Overall

iron ton.

Retail: \$119.99
Qty 1: \$76.21
Qty 4: \$73.92



53409
Utility Cart

- Tough polypropylene structural foam construction
- Rounded corners
- Resists scratches and can be cleaned with common cleaning products
- Two 2-3/4in. deep trays help secure loads
- Extra pockets and bins for hardware storage
- Narrow enough to fit through most doorways

250 lb. Tray Capacity; 500 lb Load Capacity
 40in.W x 17in.D x 32-9/10in.H Overall
 5in. Non-Marring Casters (2 Swivel, 2 Fixed)

STRONGWAY

Retail: \$369.99
Qty 1: \$258.99
Qty 4: \$251.22



4888705
Pallet Jack

- Features a welded cylinder with a 35mm piston rod for good stability, and integrated grease fittings for easy maintenance
- Spring-loaded 3-function handle with comfort grip
- Fully welded leakproof pump
- Nonmarking 7in. poly steering wheels deliver 180° turning radius pump
- Tapered ends of 5/32in. thick forks and heavy-duty dual-entry rollers provide smooth, accurate entry into pallets.

5,500 lb Load Capacity
 48in. Fork Length
 3-3/8in. - 8in. Lift Range
 14-1/2in. Between Forks
 27in. Outside Fork Width

iron ton.



Folding Aluminum Platforms

- Strong yet lightweight aluminum alloy construction
- Ideal for getting that extra reach when washing RVs, SUVs, trucks and vans, or when extra height is needed for painting or maintenance needs

ITEM#	Retail	Qty 1	Qty 4
47640	\$49.99	\$34.99	\$33.94
81067	\$49.99	\$34.99	\$33.94

SHOULDERDOLLY
MOVING STRAPS

ShoulderDolly® Moving Straps

- Two-person lifting system allows users to maintain proper upright posture while lifting heavy objects
- Less strain and injury to lower back, hands, biceps, and forearms
- Frees hands and arms for stabilizing, and opening /closing doors
- Includes 2 harnesses and 1 lifting strap
- 12ft. long, one size fits all
- 800 lbs. Max load



INVENTORY CLOSEOUT

ITEM#	Retail	SPECIAL	SALE
LD2000	\$40	\$31	\$24.97

iron ton.



51595 Non-Woven Moving Blanket

- Good for general-purpose moves or storage
- Padded to provide some protection
- Premium non-woven polyester outer fabric is easy to wipe, clean and maintain
- Double-stitched outer binding helps blanket last longer

Polyester/Cotton Filler

2.4 Filler Weight

80in.L x 72in.W

ITEM#	Retail	Qty 1	Qty 4
51595	\$7.99	\$5.59	\$5.43

BRAVI
PLATFORMS

Leonardo HD
Mobile Platform Lift

- Easily drives through doorways, tight spaces, and passenger elevators
- Dual rollout decks provide outreach at both ends without sacrificing any platform capacity
- Wheel locking device allows you to drive forward and backward in a straight line when accessing narrow aisles or driving on ramps
- Wide drive and steer non-marking tires for reduced ground pressure and increased traction on tough jobs
- Drivable at full height, fully loaded and with the platform fully extended
- Unrestricted capacity of 397 lbs. reduces the need to climb up or down to load material
- Build-in tilt sensor, flashing light, and audible alarm are all standard features
- Uses n° 2-12V; 100 Ah@20h batteries

THE FIRST MOBILE PLATFORM TO ARRIVE ON SITE AND THE LAST TO LEAVE!



INVENTORY CLOSEOUT

ITEM #	Working Height	Capacity	Power Source	Base L x W	Weight	Retail	SPECIAL	SALE
GPE211004	16 ft.	396 lbs.	110/220V ca 24Vcc	47in. x 28.8in.	1,283 lbs.	\$12,399	\$9,299	\$8,600



Retail: \$299
SPECIAL: \$229



GG-15-PFC
Polyethylene Gasoline Caddy

- Ideal for refueling ATVs, lawn equipment, watercraft, and more
- Store gasoline, diesel, kerosene, bio diesel, and coolants safely
- Constructed of high-strength, cross-linked HMWHDPE polyethylene for extreme durability under almost any condition for fuel transfer and storage
- Includes hand-operated discharge nozzle and hose
- Works vertically or horizontally

15 Gallon Capacity

2 GPM Flow

Gravity Flow Pump

8ft. Hose



Retail: \$630
SPECIAL: \$455



GG-30GC
Steel Gas Caddy

- Safe and reliable fuel storage
- Store 30 gallons of gasoline, diesel, kerosene, bio diesel, and coolants safely
- Rugged 14 gauge steel cart for maneuverability - bring the fuel source directly to the equipment needing refueling
- Only fuel caddy on the market with a UL listed 2-way rotary pump and 8ft. hose for safety that meets OSHA regulations
- Pumps 1 gallon per 12 revolutions

30 Gallon Capacity

Ideal Fuel: Gas

14 Gauge Steel

8ft. Anti-Static Ground Hose



Retail: \$630
SPECIAL: \$455



GG-30DC
Steel Diesel Caddy

- Safe and reliable fuel storage
- Store 30 gallons of gasoline, diesel, kerosene, bio diesel, and coolants safely
- Rugged 14 gauge steel cart for maneuverability - bring the fuel source directly to the equipment needing refueling
- Only fuel caddy on the market with a UL listed 2-way rotary pump and 8ft. hose for safety that meets OSHA regulations
- Pumps 1 gallon per 12 revolutions

30 Gallon Capacity

Ideal Fuel: Diesel

14 Gauge Steel

8ft. Anti-Static Ground Hose



Fluid Containers

- Designed for portable fluid transfer applications for recreational uses and commercial purposes
- Rotationally-molded polyethylene construction
- Compatible with aqueous fluids, fuels, oils and many types of chemicals
- Patent-pending technology of the brass air valve maximizes fluid flow, especially when used with the FLO-FAST Pump
- Built-in handle on the bottom makes it easier to grip and control when transporting
- 3in. opening with solid-plastic cap and internal O-ring for maximum seal
- Includes gallon and liter indicators
- White containers also compatible with Deisel Exhaust Fluid (DEF)
- 5 Gallon container will nest on top of bottom container when turned 90 degrees and makes ideal space-saver
- **Spouts sold separately**



7.5 Gallon

10.5 Gallon

15 Gallon



ITEM #	Color / Type	Capacity	Dimensions	Retail	SPECIAL
75001.FLO	Red / Gas	7.5 Gallon	11.5in. x 11in. x 25in. Tall w/Cap	\$65.00	\$52.23
10501.FLO	Red / Gas	10.5 Gallon	11.5in. x 11in. x 32in. Tall w/Cap	\$84.99	\$68.75
10503-D.FLO	White / Neutral	10.5 Gallon	11.5in. x 11in. x 32in. Tall w/Cap	\$90.00	\$71.00
10504.FLO	Yellow / Diesel	10.5 Gallon	11.5in. x 11in. x 32in. Tall w/Cap	\$84.99	\$68.75
15501.FLO	Red / Gas	15 Gallon	14.5in. x 15in. x 27in. Tall w/Cap	\$120.00	\$96.73
15503-D.FLO	White / Neutral	15 Gallon	14.5in. x 15in. x 27in. Tall w/Cap	\$125.00	\$97.29
15504.FLO	Yellow / Diesel	15 Gallon	14.5in. x 15in. x 27in. Tall w/Cap	\$120.00	\$96.73



Pump and Container Systems

- Includes PRO model pump and one container

ITEM #	Color / Type	Container Size	Retail	SPECIAL
30050-R.FLO	Red / Gas	10.5 Gallons	\$300.00	\$250.58
30050-Y.FLO	Yellow / Diesel	10.5 Gallons	\$300.00	\$261.80
31005-R.FLO	Red / Gas	15 Gallons	\$330.00	\$275.95
31005-Y.FLO	Yellow / Diesel	15 Gallons	\$330.00	\$275.95



Complete Systems

- Includes PRO model pump, (2) 5-Gallon containers, and Versa Cart
- Pump or draw up to 8 gallons per minute with the FLO-FAST pump
- One 5 gallon container empties in under 40 seconds
- Easy transport with the Versa Cart

ITEM #	Color / Type	Retail	SPECIAL
31010-N.FLO	White / Neutral	\$535.00	\$480.16
31010-R.FLO	Red / Gas	\$535.00	\$480.16
31010-Y.FLO	Yellow / Diesel	\$535.00	\$480.16



55100.FLO and 55100-D.FLO PRO Model Pumps

- Compatible with all fluid types ranging from water and fuels to harsh chemicals (DEF also compatible with Diesel Exhaust Fluid)
- Designed for FLO-FAST containers, but also fit all industry-standard, large mouth containers with a 3-inch opening
- Draws fluid up to 8 gallons per minute (Empties the 7.5-gallon container in under 60 seconds)



ITEM#	Fits Containers	Retail	SPECIAL
55100.FLO	5, 7.5, 10.5 & 15 Gallon	\$219.99	\$185.25
55100-D.FLO	7.5, 10.5 & 15 Gallon	\$230.00	\$190.21



51505.FLO and 51505-D.FLO Premium PRO Max Pumps

- Designed for recreational fuel and fluid transfer, and commercial applications
- Gear driven pump will move up to 25 gallons per minute
- Self-priming
- Compatible with 30 and 55 gallon drums only



ITEM#	Fits Containers	Retail	SPECIAL
51505.FLO	30 & 55 Gallon Drums	\$219.99	\$185.25
51505-D.FLO	30 & 55 Gallon Drums	\$230.00	\$187.83



Pour Spouts for Containers



ITEM#	Description	Retail	SPECIAL
70710.FLO	5/8ft.ft. ID x 7/8ft.ft. OD	\$21.00	\$16.94
70715.FLO	3/4ft.ft. ID x 1ft.ft. OD	\$23.00	\$18.01
70720.FLO	1ft.ft. ID x 1.25ft.ft. OD	\$24.00	\$20.03
70715-D.FLO	3/4in. ID x 1/in. OD (DEF)	\$25.00	\$21.89



Hose Extension Kit for Pump



ITEM#	Description	Retail	SPECIAL
40315.FLO	Hose Extension	\$23.00	\$17.61

STRONGWAY

Off-Road Jack

- Heavy-duty aluminum construction for full-/ mid-size trucks, Jeeps, and UTVs
- High-lift design with adjustable 7.25-in. extension adapter
- Rotatable, adjustable height extension with grip pad
- Full-length steel skid plate for stability on sand, gravel, and other soft surfaces
- 4.5-in. 360-degree rotating rear casters
- Heavy-duty solid composite wheels are ideal for the toughest off-road conditions for easy maneuvering
- Solid steel axles for rugged outdoor conditions



HOT BUYS

ITEM #	Max. Capacity	Lifting Range	Retail	SPECIAL	Qty 1	Qty 4
115140	6,000 lbs./3 Tons	10.63in. - 28.98in. with Adapter; 6.14in. - 21.73in. w/o Adapter	\$329.99	\$247.49	\$219.00	\$212.00

STRONGWAY

Service Floor Jacks

- Dual piston pump provides quick lifting
- Reaches a working height of 3-1/2in. for work under low-clearance vehicles
- Features rugged precision-welded steel construction
- 360-degree rear swivel casters for easy maneuverability
- Quick-lift foot pedal for hands-free operation (113239)



113239

113079

113078

ITEM #	Max. Capacity	Lift Height Range	Retail	SPECIAL
113239	3 Tons	3.35in. - 24in.	\$249.99	\$200.00
113079	3 Tons	3.35in. - 20.5in.	\$199.99	\$140.00
113078	3 Tons	5.3in. - 18in.	\$169.99	\$119.00

STRONGWAY

Double Locking Jack Stands

- Jack stands provide ratchet action to support your vehicle
- Constructed of high-grade steel
- Paint is oil, grease, and dirt-resistant for easy cleanup
- Double-lock technology with safety pin for extra safety and security under a vehicle
- Large saddle surface area for plenty of contact with load being supported
- **Sold by the pair**



107868



107867



113808

ITEM #	Max. Capacity/Pair	Lift Height Range	Retail	Qty 1	Qty 4
107868	3 Tons	11-1/4in. - 16-3/4in.	\$39.99	\$27.99	\$27.15
107867	6 Tons	15-1/2in. - 23-5/16in.	\$84.99	\$59.49	\$57.71
113808	12 Tons	18-5/16in. - 27-1/8in.	\$139.99	\$97.99	\$95.05

STRONGWAY

Air/Hydraulic Service Floor Jacks

- High-quality large-diameter hydraulic steel cylinder unit results in lower oil pressure needed to raise the load
- Constructed of high-grade steel
- Piston-ram is treated and polished to resist skiving
- Hydraulic pump is constructed of QT450 Nodular Iron which has a higher strength than other types of iron
- Efficient trigger pushbutton control reduces lifting time
- Ideal for lifting axles, farm vehicles, heavy-duty machinery, industrial equipment, and more
- Meets and complies with ASME PASE 2019 safety standards
- Includes one each 3/4-in., 2 1/4-in., and 4-in. height adapters



ITEM #	Rated Capacity	Rated Air Pressure	Wheels	Retail	Qty 1	Qty 4
46248	44,000 lbs.	100 - 120 PSI	8in.	\$399.99	\$279.99	\$271.59
46201	70,000 lbs.	100 - 120 PSI	8in.	\$799.99	\$559.99	\$543.19

STRONGWAY

Farm Jack

- Constructed of high-grade steel
- Adjustable top-clamp clevis can clamp at any position on the upright steel standard
- Lifting handle has a rubberized grip for comfort and better grip
- Secure reversing latch allows for lifting or lowering operations
- Wide base prevents the jack from sinking into soft surfaces such as asphalt
- Perfect for any lifting, pulling, clamping, or spreading application
- Meets ASME PALD 2009 standard



ITEM #	Rated Capacity	Rated Air Pressure	CFM	Wheels	Retail	Qty 1	Qty 4
46204	3-1/2 Tons	100 - 120 PSI	8 - 12 CFM at 90 PSI	8in.	\$114.99	\$80.49	\$78.08

STRONGWAY

Hydraulic Bottle Jacks with Welded Bases

- Features a high quality glide-action pressure pump designed for commercial use
- Welded base will not leak oil or other fluid
- Large diameter hydraulic steel cylinder unit results in lower oil pressure needed to raise the load, reducing wear
- Lead-free paint finish is long-lasting, and is oil, grease and dirt-resistant
- Lightweight jack is ideal for lifting farm vehicles, heavy-duty machinery, industrial construction equipment and more
- Meets ASME PALD 2009 standard



ITEM #	Lift Capacity	Min. Lift Height	Max. Lift Height	RAM Travel	Operation	Screw Top Adjustment	Retail	Qty 1	Qty 4
88708	8 Tons	8-3/4in.	17-5/8in.	8-7/8in.	Oil Hydraulic	3-1/8in.	\$39.99	\$27.99	\$27.15
88709	12 Tons	8-5/16in.	18in.	9-1/16in.	Oil Hydraulic	3-1/8in.	\$49.99	\$34.99	\$33.94
88711	20 Tons	9-1/4in.	17-1/2in.	8-1/4in.	Oil Hydraulic	3-5/32in.	\$69.99	\$48.99	\$47.52
88713	50 Tons	11in.	17-11/16in.	6-11/16in.	Oil Hydraulic	N/A	\$179.99	\$125.99	\$122.21

STRONGWAY

Hydraulic Bottle Jacks Low Profile

- Features a high quality glide-action pressure pump designed for commercial use
- Welded base will not leak oil or other fluid
- Large diameter hydraulic steel cylinder unit results in lower oil pressure needed to raise the load, reducing wear
- Lead-free paint finish is long-lasting, and is oil, grease and dirt-resistant
- Lightweight jack is ideal for vertical lifting requirements in automotive and ag repair shops, on factory floors, and more (Not for use where sideways or downward force is required)
- Meets ASME PALD 2009 standard

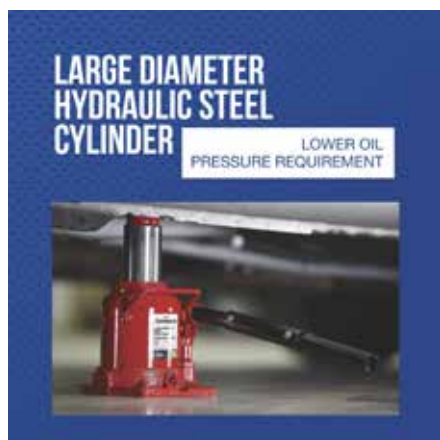


46237



46241

ITEM #	Lift Capacity	Min. Lift Height	Max. Lift Height	RAM Travel	Operation	Screw Top Adjustment	Retail	Qty 1	Qty 4
46237	12 Tons	7-1/2in.	13-3/4in.	3-1/2in.	Manual	2-3/4in.	\$49.99	\$34.99	\$33.94
46241	20 Tons	6-5/8in.	10-7/8in.	3in.	Manual	1-1/4in.	\$69.99	\$48.99	\$47.52



46241

STRONGWAY

Quick Lift Bottle Jack

- Compact yet powerful jack featuring an oversized pump piston
- Lifts loads 6 times faster than traditional bottle jacks
- Designed to greatly reduce operator fatigue and speed up work
- Lead-free paint finish is long-lasting, and is oil, grease and dirt-resistant
- Large diameter hydraulic steel cylinder unit results in lower oil pressure needed to raise the load, reducing wear
- Meets ASME PALD 2009 standard



ITEM #	Lift Capacity	Min. Lift Height	Max. Lift Height	RAM Travel	Operation	Screw Top Adjustment	Retail	Qty 1	Qty 4
46240	20 Tons	9-1/2in.	17-13/16in.	6in.	Manual	2-5/16in.	\$89.99	\$69.99	\$67.89

STRONGWAY

46270 12-Ton Hydraulic Shop Press

- Heavy-duty H-frame constructed of high-grade steel
- Lead-free paint is oil, grease and dirt-resistant
- High-quality large diameter hydraulic steel cylinder unit
- Piston-ram is treated and polished to resist skiving
- Ideal for straightening, stamping, bending and pressing any component that is hard to handle
- Meets ASME ASP 2010 standards

12 Tons Continuous Force

6-7/8in. Stroke Length

24in. Max Working Distance



Retail: \$169.99
Qty 1: \$127.49
Qty 4: \$123.66

STRONGWAY

46264 50-Ton Pneumatic Shop Press

- Heavy-duty H-frame constructed of high-grade steel
- Lead-free paint is oil, grease and dirt-resistant
- Piston-ram utilizes a Y-Style polyurethane sealing ring with a backup ring
- Push-button air trigger ram travel control
- Includes hand winch for fast and easy press bed height adjustments

50 Tons Continuous Force

6-7/8in. Stroke Length

35in. Max Working Distance



Retail: \$2,599.99
Qty 1: \$1,819.99
Qty 4: \$1,765.39

STUMP GRINDER TEETH, POCKETS, & BOLTS

Made of hard tungsten carbide, when combined with patented design features, GNE's line of stump grinder teeth offer durability for various wood and soil conditions. Achieve precision and efficiency to minimize the total cost of ownership for your stump grinding needs.



STUMP GRINDER TEETH



- SERIES 500
- SERIES 700
- SERIES 900
- SERIES 1100
- LOPRO® BOLTS TO FIT POCKETS

5% Savings on Case Qty!



LOPRO® POCKETS



- FITS EACH SERIES OF GREENTEETH TEETH

5% Savings on Case Qty!



LOPRO® BOLTS



- FITS GREENTEETH POCKETS

5% Savings on Case Qty!



UPGRADE KITS



- FITS A VARIETY OF MODELS



STUMP GRINDER TEETH



- 500 SERIES
- 800 SERIES
- 800V SERIES
- DUAL 800 SERIES
- GLADIATOR SERIES
- S-PRO SERIES
- SQUARE SERIES

10% Savings on Case Qty!



POCKETS



- FITS EACH SERIES OF CEI TEETH

10% Savings on Case Qty!



STUMP GRINDER TEETH



- BLACK SERIES
- GOLD SERIES
- RED SERIES
- TOMAHAWK SERIES



STUMP GRINDER TEETH



- FITS DK2 MODEL #OPG777 AND POWER KING MODEL #PK0803

CASE QUANTITY SALE
ON CEI & GREENTEETH
STUMP GRINDER TEETH,
POCKET & BOLTS!

See the full line of stump grinder teeth, pockets, bolts and accessories online!

SCAN HERE



SCAN THE QR CODE OR VISIT WWW.GNEDI.COM/STUMP-GRINDERS-AND-TEETH to see the full product offering & to order.

CASE QUANTITY SALE ON STUMP GRINDER TEETH, POCKET & BOLTS!

Take advantage of case quantity savings on CEI and Greenteeth Teeth, Pockets and bolts.



CUSTOMER FAVORITE!

Stump Grinder Teeth

- For stump grinders from under 18HP to over 90HP
- 3-position indexable - just loosen, turn, and tighten for a fresh sharp edge
- Torque bolts to 180 - 200 ft lbs
- Green teeth provide more resistance but a slower cut
- Red teeth create a faster cut but with less impact

5% Savings on Case Qty!

500 Series Teeth

- Ideal for stump grinders under 20HP
- Nut included
- Ideal for rocky conditions



ITEM#	783557.DOS	783557-1.DOS
Type	Green	Red
Size	1/2"	1/2"
Case Qty	100	100
Qty 1	\$6.99	\$6.99
Qty 25	\$6.82	\$6.82
Qty 100	\$6.64	\$6.64

LoPro® Pockets

- 500 Series Pockets
- Fits LoPro® Bolts



ITEM#	783554.DOS	784165.DOS
Type	500 Series	500 Series
Style	Angle	Straight
Case Qty	50	50
Qty 1	\$8.49	\$8.49
Qty 25	\$8.28	\$8.28
Qty 50	\$8.07	\$8.07

700 Series

- Ideal for stump grinders 18HP - 35HP
- Nut included



LoPro® Pockets

- 700 Series Pockets
- Fits LoPro® Bolts



ITEM#	783558-700WS.GRE
Type	Wearsharp™
Size	1/2"
Case Qty	100
Qty 1	\$8.99
Qty 25	\$8.77
Qty 100	\$8.54

ITEM#	783559.DOS	783559-700LPR.DOS	784166.DOS
Type	700 Series	700 Series	700 Series
Style	Angle	Reverse	Straight
Case Qty	50	50	50
Qty 1	\$8.99	\$8.99	\$8.99
Qty 25	\$8.77	\$8.77	\$8.77
Qty 50	\$8.54	\$8.54	\$8.54



5% Savings on Case Qty!

5% Savings on Case Qty!

900 Series

- Ideal for stump grinders 35HP - 90HP
- Nut included



LoPro® Pockets

- 900 Series Pockets
- Fits LoPro® Bolts



ITEM#	783558-900WS.GRE	783558-900WS2.GRE	783558-926WS.GRE	783558-926WS2.GRE
Type	Wearsharp™	Wearsharp™	Wearsharp™	Wearsharp™
Fits	Wheels 23" and Up	Wheels 23" and Up	Wheels up to 22"	Wheels up to 22"
Case Qty	50	50	50	50
Qty 1	\$10.99	\$10.99	\$10.99	\$10.99
Qty 25	\$10.72	\$10.72	\$10.72	\$10.72
Qty 50	\$10.44	\$10.44	\$10.44	\$10.44

ITEM#	783559-900LPA.DOS	783559-900LPR.DOS	784166-900LPS.DOS
Type	900 Series	900 Series	900 Series
Style	Angle	Reverse	Straight
Case Qty	40	40	40
Qty 1	\$9.99	\$9.99	\$9.99
Qty 25	\$9.74	\$9.74	\$9.74
Qty 40	\$9.49	\$9.49	\$9.49

1100 Series

- Ideal for stump grinders over 90HP
- Nut included



LoPro® Pockets

- 1100 Series Pockets
- Fits LoPro® Bolts



ITEM#	783558-1100WS.DOS
Type	Wearsharp™
Size	3/4"
Case Qty	50
Qty 1	\$13.99
Qty 25	\$13.64
Qty 50	\$13.29


ITEM#	783559-1100CBA.DOS	784166-1100CBS.DOS	783559-1100CBR.DOS	783559-1100THA.DOS	784166-1100THS.DOS	783559-1100THR.DOS
Type	1100 Series	1100 Series	1100 Series	1100 Series	1100 Series	1100 Series
Style	Counterbore - Angle	Counterbore - Straight	Counterbore - Reverse	Threaded - Angle	Threaded - Straight	Threaded - Reverse
Case Qty	30	30	30	30	30	30
Qty 1	\$11.49	\$11.49	\$11.49	\$11.49	\$11.49	\$11.49
Qty 15	\$11.20	\$11.20	\$11.20	\$11.20	\$11.20	\$11.20
Qty 30	\$10.92	\$10.92	\$10.92	\$10.92	\$10.92	\$10.92

LoPro® Bolts

- Grade 8 heat-treated for superior wear
- Fits LoPro® Pockets



ITEM#	783555.DOS	7833555-2.DOS	7833555-2.25.DOS	7833555-2.5.DOS	783555-2.75.DOS	7833555-3.DOS
Allen Drive Size	1/2"	1/2"	1/2"	1/2"	1/2"	1/2"
Size	1-3/4"	2"	2-1/4"	2-1/2"	2-3/4"	3"
Case Qty	200	200	200	200	200	200
Qty 1	\$2.49	\$2.49	\$2.49	\$2.49	\$2.49	\$2.49
Qty 25	\$2.44	\$2.44	\$2.44	\$2.44	\$2.44	\$2.44
Qty 50	\$2.39	\$2.39	\$2.39	\$2.39	\$2.39	\$2.39
Qty 100	\$2.37	\$2.37	\$2.37	\$2.37	\$2.37	\$2.37



5% Savings on Case Qty!



10% Savings on Case Qty!

500 Series

- Fits standard 1/2in. x 1/2in. pockets



ITEM#	5001.CEI	5002.CEI	5003.CEI
	Straight		Left
	1/2" x 1/2"	1/2" x 1/2"	1/2" x 1/2"
Case Qty	200	200	200
Qty 1	\$7.49	\$7.49	\$7.49
Qty 25	\$7.27	\$7.27	\$7.27
Qty 50	\$7.04	\$7.04	\$7.04
Qty 200	\$6.74	\$6.74	\$6.74

800 Series

- Fits standard pockets



ITEM#	8001.CEI	8002.CEI	8003.CEI
	Straight		Left
	1/2" x 3/4"	1/2" x 3/4"	1/2" x 3/4"
Case Qty	100	100	100
Qty 1	\$12.99	\$12.99	\$12.99
Qty 25	\$12.60	\$12.60	\$12.60
Qty 50	\$12.21	\$12.21	\$12.21
Qty 200	\$11.82	\$11.82	\$11.82

800V Series

- Fits Vermeer Pro-Series stump grinder pockets



ITEM#	80011.CEI	80022.CEI	80033.CEI
	Straight		Left
	1/2" x 3/4"	1/2" x 3/4"	1/2" x 3/4"
Case Qty	100	100	100
Qty 1	\$12.99	\$12.99	\$12.99
Qty 25	\$12.60	\$12.60	\$12.60
Qty 50	\$12.21	\$12.21	\$12.21
Qty 200	\$11.82	\$11.82	\$11.82

Stump Grinder Teeth

- Each tooth features a tungsten carbide tip
- Pocket does not need to be removed to change teeth - simply loosen the bolts, remove existing teeth, replace with new teeth, and re-torque the bolts to 220 - 225 ft lbs

Pockets

- Countersunk Pockets



ITEM#	5004.CEI	5005.CEI	8008.CEI	8009.CEI
	500 Series		800 Series	
	1/2" x 1/2"		1/2" x 3/4"	
	Case Qty			
Qty 1	\$13.99	\$13.99	\$13.99	\$13.99
Qty 25	\$13.57	\$13.57	\$13.57	\$13.57
Qty 50	\$13.15	\$13.15	\$13.15	\$13.15

ITEM#	8014.CEI	
	S-Pro Series	
	1/2" x 3/4"	
	Case Qty	
Qty 1	\$12.99	
Qty 25	\$12.60	
Qty 50	\$12.21	
Qty 100	\$11.82	

ITEM#	8015.CEI	
	Uni-Series	
	1/2" x 3/4"	
	Case Qty	
Qty 1	\$12.99	
Qty 25	\$12.60	
Qty 48	\$12.21	

10% Savings on Case Qty!



Dual 800 Series

- Cutting edge on both ends - 2 teeth in one

10% Savings on Case Qty!



ITEM#	8206.CEI	8207.CEI	8208.CEI	8209.CEI
	Left		Right	
	1/2" x 3/4"		1/2" x 3/4"	
	Case Qty			
Qty 1	\$20.99	\$20.99	\$20.99	\$20.99
Qty 25	\$20.36	\$20.36	\$20.36	\$20.36
Qty 50	\$19.73	\$19.73	\$19.73	\$19.73

Gladiator

- Fits Vermeer Pro-Series stump grinder pockets
- Ideal for high HP machines



ITEM#	9006A.CEI	90061.CEI
	Bent	
	1/2" x 3/4"	
	Case Qty	
Qty 1	\$5.99	\$5.99
Qty 25	\$5.81	\$5.81
Qty 50	\$5.63	\$5.63

S-Pro Series

- Use anywhere on wheel
- Fits S-Pro pockets, Vermeer Pro Series pockets, and 3/4in. size pockets



ITEM#	8011.CEI	8012.CEI	8013.CEI
	Straight		Left
	1/2" x 3/4"		1/2" x 3/4"
	Case Qty		
Qty 1	\$12.99	\$12.99	\$12.99
Qty 25	\$12.60	\$12.60	\$12.60
Qty 50	\$12.21	\$12.21	\$12.21
Qty 100	\$11.82	\$11.82	\$11.82

Square Series

- Fits S-Pro pockets, Vermeer Pro Series pockets, and 3/4in. size pockets
- Nut included



ITEM#	64031.CEI	64051.CEI
	Straight	
	2-1/2"	
	Case Qty	
Qty 1	\$10.99	\$10.99
Qty 25	\$10.66	\$10.66
Qty 50	\$10.33	\$10.33
Qty 100	\$10.00	\$10.00



Black Series

- Ideal for regular soil



ITEM#	786403.DOS	
	Black	
	Left, Right, Straight Teeth	
	Case Qty	
Qty 1	\$58.49	
Qty 25	\$57.32	
Qty 50	\$56.15	
Qty 100	\$54.98	

Gold Series

- Ideal for rocky soil



ITEM#	786461.DOS	
	Gold	
	Left, Right, Straight Teeth	
	Case Qty	
Qty 1	\$73.99	
Qty 25	\$72.51	
Qty 50	\$71.03	
Qty 100	\$69.55	

Red Series

- Ideal for sandy or clay soil



ITEM#	786462.DOS	
	Red	
	Left, Right, Straight Teeth	
	Case Qty	
Qty 1	\$58.49	
Qty 25	\$57.32	
Qty 50	\$56.15	
Qty 100	\$54.98	

Tomahawk Series

- Ideal for regular or rocky soil
- Ideal for stump grinders from 25HP - 180HP+



ITEM#	T98L	T98R	T98S
	Left	Right	Straight
Qty 1	\$13.99	\$13.99	\$13.99
Qty 25	\$13.71	\$13.71	\$13.71
Qty 50	\$13.43	\$13.43	\$13.43
Qty 100	\$13.15	\$13.15	\$13.15



Stump Grinder Teeth

- Fits DK2 model # OPG777 and Power King model # PK0803
- Cast holder with dual bolt pattern to eliminate rotation
- Performance manufactured with carbide cutting plates
- Fits cutting wheel exact with anti-rotational cast wheel ledge

DK2 Series

ITEM#	OPG77723	OPG77722	OPG77721	OPG77769
	Straight		Right	Complete Set
	Hardware		Hardware	Qty 3 OPG77721, Qty 3 OPG77722, Qty 3 OPG77723, Qty 18 Bolts, Washers, and Nuts
Qty 1	\$16.99	\$16.99	\$16.99	\$16.99
Qty 25	\$16.65	\$16.65	\$16.65	\$16.65
Qty 50	\$16.31	\$16.31	\$16.31	\$16.31
Qty 100	\$15.97	\$15.97	\$15.97	\$15.97



OPG77722

OPG77769

SANDING & ABRASIVES

GNE offers a collection of top-quality sanding accessories designed to deliver exceptional performance and durability. Achieve smooth and flawless surfaces with precision-engineered sanding products, perfect for smoothing wood, metal, and intricate curves.

**VIRGINIA
ABRASIVES**

ORBITAL SANDING PRODUCTS



- FLOOR MAINTENANCE PADS
- MESH SCREEN SHEETS

**VIRGINIA
ABRASIVES**

SANDING ABRASIVE SHEETS



- GENERAL PURPOSE
- PSA
- ALUMINUM OXIDE
- QUICKSAND
- MESH

**VIRGINIA
ABRASIVES**

DISCS & DRIVE PLATES



- EDGER DISCS
- QUICKSAND ABRASIVE DISCS
- MESH SCREEN DISCS
- SANDING DISCS
- SANDPAPER DRIVE PLATES

**VIRGINIA
ABRASIVES**

EXPANDING DRUM BELTS



- PAPER BELTS
- CLOTH BELTS

**VIRGINIA
ABRASIVES**

ROLLS



- CLOTH SHOP
- ALUMINUM OXIDE PAPER

**VIRGINIA
ABRASIVES**

POLISHING DISCS & DRYWALL ABRASIVES



- DRYWALL DUSTLESS
- GOLD HOOK & LOOP

**VIRGINIA
ABRASIVES**

BELTS



- PORTABLE BELTS

NORTON clipper

FLOOR MAINTENANCE PADS



- ROUND
- BUFFERS
- SCRUBBERS
- STRIPPERS

NORTON clipper

ABRASIVES



- RED HEAT SHEETS & DISCS
- DURITE BELTS, DISCS & SHEETS

SCAN THE QR CODE OR VISIT WWW.GNEDI.COM/SANDING-ACCESSORIES
to see the full product offering & to order.





NEW
ARRIVALS



diamondgrip™ Pull Cord Handle & Kits

- Kit Combines two products for the ultimate starter handle and cord solution
- Includes a diamondgrip™ handle with diamondcord™
- Crafted from high-strength, impact- and corrosion-resistant engineered resin, making it ideal for demanding outdoor and marine environments
- Small or large handle options for 2- and 4-cycle engines
- Lifetime guarantee



Buy 15 Kits & Get a Discount and Free Countertop Display*



* Countertop display only available for handle/cord kits.

ITEM #	Kit Description	Cord Size	Handle Color	Retail	Qty 1	Qty 15
DGS2840SB.DIA	Small Handle w/ diamondcord™	40in. x 2.8mm	Silver & Black	\$11.99	\$7.79	\$7.01
DGS2840OB.DIA	Small Handle w/ diamondcord™	40in. x 2.8mm	Orange & Black	\$11.99	\$7.79	\$7.01
DGS2840B.DIA	Small Handle w/ diamondcord™	40in. x 2.8mm	Black	\$11.99	\$7.79	\$7.01
DGL3292SB.DIA	Large Handle w/ diamondcord™	92in. x 3.2mm	Silver & Black	\$16.49	\$10.72	\$9.65
DGL3292OB.DIA	Large Handle w/ diamondcord™	92in. x 3.2mm	Orange & Black	\$16.49	\$10.72	\$9.65
DGL3292B.DIA	Large Handle w/ diamondcord™	92in. x 3.2mm	Black	\$16.49	\$10.72	\$9.65

ITEM #	Description	Handle Color	Retail	Qty 1	Qty 10
DGSSBM.DIA	Small Handle / No Cord	Silver & Black	\$6.99	\$4.54	\$4.32
DGSOBM.DIA	Small Handle / No Cord	Orange & Black	\$6.99	\$4.54	\$4.32
DGSBM.DIA	Small Handle / No Cord	Black	\$6.99	\$4.54	\$4.32
DGLSBM.DIA	Large Handle / No Cord	Silver & Black	\$9.99	\$6.49	\$6.17
DGLOBM.DIA	Large Handle / No Cord	Orange & Black	\$9.99	\$6.49	\$6.17
DGLBM.DIA	Large Handle / No Cord	Black	\$9.99	\$6.49	\$6.17



NEW
ARRIVALS

diamondlace™ Replacement Shoe Laces

- Five times stronger than steel, providing long-lasting performance that surpasses traditional laces
- Maintains the flexibility of regular laces, ensuring comfort and ease of use
- Resistant to corrosion, abrasion, chemicals, and fire up to 700 degrees
- Eliminates potential tripping hazards
- Lifetime guarantee



ITEM #	Color	Length	Retail	Qty 1	Qty 10
DL045BRO.DIA	Brown	45in.	\$11.99	\$7.79	\$7.40
DL045BLK.DIA	Black	45in.	\$11.99	\$7.79	\$7.40
DL054BRO.DIA	Brown	54in.	\$12.99	\$8.44	\$8.02
DL054BLK.DIA	Black	54in.	\$12.99	\$8.44	\$8.02
DL063BRO.DIA	Brown	63in.	\$13.99	\$9.09	\$8.64
DL063BLK.DIA	Black	63in.	\$13.99	\$9.09	\$8.64
DL072BRO.DIA	Brown	72in.	\$14.99	\$9.74	\$9.26
DL072BLK.DIA	Black	72in.	\$14.99	\$9.74	\$9.26
DLFR084BRO.DIA	Brown	84in.	\$15.99	\$10.39	\$9.87
DLFR084BLK.DIA	Black	84in.	\$15.99	\$10.39	\$9.87



NEW
ARRIVALS

diamondcord™ Spool

- Designed to outperform and outlast standard nylon pull cords
- Resistant to corrosion, abrasion, chemicals and heat up to 600 degrees
- Light enough to float
- 58 times the durability and an impressive 1,500 lb. breaking strength
- Pull cord for lawn mowers, generators, snow blowers, chainsaws & more



ITEM #	Thickness	Retail	Qty 1	Qty 10
DC28100.DIA	2.8mm x 100ft. / 30 M.	\$69.99	\$45.49	\$43.22
DC32100.DIA	3.2mm x 100ft. / 30 M.	\$79.99	\$51.99	\$49.39
DC36100.DIA	3.6mm x 100ft. / 30 M.	\$89.99	\$58.49	\$55.57
DC55100.DIA	5.5mm x 100ft. / 30 M.	\$179.99	\$116.99	\$111.14



NEW
ARRIVALS

diamondrope™ Utility Rope

- A general-purpose utility rope built for ultimate durability and strength, surpassing standard fibers like kevlar, nylon, polyester, or para-cord
- 1,000-lb. breaking strength and resistance to chemicals, UV, corrosion, and cuts
- Water-resistant and light enough to float



ITEM #	Thickness	Retail	Qty 1	Qty 10
DRGP10018.DIA	3.0mm / 1/8in.	\$79.99	\$51.99	\$49.39
DRGP10014.DIA	6.0mm / 1/4in.	\$119.99	\$116.99	\$111.14



Hi Vis Safety Vests

Zipper Economy Mesh with Pockets

- 100% polyester mesh
- AwareLite reflective trim
- Zipper front closure
- Mic tab on right shoulder
- 1 exterior left chest pocket with pencil stall
- 2 exterior waist pockets with hook & loop closure
- Type R, Class 2; Hi Vis Lime

ITEM #	Size	Retail	Qty 1	Qty 6
WEL61648HLLG.ERB	LG	\$7.71	\$5.40	\$5.24
WEL61649HLXL.ERB	XL	\$7.71	\$5.40	\$5.24
WEL61650HL2X.ERB	2X	\$7.71	\$5.40	\$5.24
WEL61651HL3X.ERB	3X	\$7.71	\$5.40	\$5.24



NEW
ARRIVALS



Hi Vis Short Sleeve Shirts

Birdseye Knit Mesh with Pocket

- 100% polyester birdseye knit mesh
- Segmented reflective tape
- Moisture wicking
- Left chest pocket
- Black bottom to mask grease and grime
- Type R, Class 2; Hi Vis Lime

ITEM #	Size	Style	Retail	Qty 1	Qty 6
WEL62283LBXL.ERB	XL	Short Sleeve	\$26.94	\$18.86	\$18.29
WEL62284LB2X.ERB	2X	Short Sleeve	\$26.94	\$18.86	\$18.29
WEL62285LB3X.ERB	3X	Short Sleeve	\$26.94	\$18.86	\$18.29



NEW
ARRIVALS



Steel Toe Boots

DryPro® Industrial Purpose

- Made of a regrid PVC compound and features a lightweight EVA foam insole
- Comfortable, waterproof vanguard design
- Easily remove boot with the opposite foot
- Textile lining for added all-day comfort
- Multitrack, oil resistant anti-slip sole
- Steel toe complies with ASTM
- Black
- General use solution for the food processing industry as well as agriculture, construction, and farm & ranch

ITEM #	Size	Retail	Qty 1	Qty 6
WMXP0S4N027.ERB	US09/EU41	\$32.45	\$22.71	\$22.03
WMXP0S4N028.ERB	US10/EU42	\$32.45	\$22.71	\$22.03
WMXP0S4N029.ERB	US11/EU43	\$32.45	\$22.71	\$22.03
WMXP0S4N030.ERB	US12/EU44	\$32.45	\$22.71	\$22.03



NEW
ARRIVALS



NEW
ARRIVALS

Retail: \$34.59
Qty 1: \$24.21
Qty 6: \$23.49

CONICPL2000R.ERB
Hi Viz Uncorded Ear Plugs

- Ergonomic design for more comfort with DELTA EASYFIT integrated system for easier insertion in the ear canal
- Hi Viz Orange
- Disposable, uncorded
- Dispenser box of 200 pairs



NEW
ARRIVALS

Retail: \$60.71
Qty 1: \$42.50
Qty 6: \$41.23

CONICCOPL2000R.ERB
Hi Viz Corded Ear Plugs

- Ergonomic design • Hi Viz Orange
- Disposable, corded
- Dispenser box of 200 pairs



NEW
ARRIVALS

Retail: \$11.65
Qty 1: \$8.14
Qty 6: \$7.90

INTERLIGHT.ERB
Interlagos Light Ear Defender Earmuffs

- Ear muffs with synthetic foam padded ABS cups
- High flexibility ABS arms and cups
- Adjustable height
- Dispenser box of 200 pairs



NEW
ARRIVALS

ProChaps™ Series
Forestry Chaps

- Features ProLar™ fiber composition, which effectively jams a chain saw in seconds if it makes contact
- Smart asymmetrical design; extended protection on left side of legs, where most injuries occur
- Apron style design with quick-release buckles for waist and legs
- 420 denier
- Tested and certified by Underwriter Laboratories in accordance with ASTM F1414 and meets ASTM Standard



ITEM #	Size	Retail	Qty 1	Qty 6
WELJE90233.ERB	33in. Length from Waist	\$92.00	\$69.00	\$66.93
WELJE90236.ERB	36in. Length from Waist	\$92.00	\$69.00	\$66.93



NEW
ARRIVALS

Avion™ Safety Eyewear
Unitary Lens Spectacle

- Wraparound, uni-lens design
- Soft, flexible nose bridge and pads
- Soft, rubber temple tips keeps eyewear comfortable and secure
- Offers full panoramic view and excellent side protection



WELSG18C.ERB



WELSG18G.ERB

ITEM #	Color	Retail	Qty 1	Qty 6
WELSG18C.ERB	Clear w/Red Tips	\$6.13	\$4.29	\$4.16
WELSG18G.ERB	Gray w/Red Tips	\$6.18	\$4.33	\$4.20



NEW
ARRIVALS

Retail: \$5.92
Qty 1: \$4.14
Qty 6: \$4.02

WEL1911WH.ERB
White Bump Cap

- 4-point injection-molded suspension
- Does not meet ANSI/ISEA Z89.1 requirements
- Pin Lock sizing adjusts from head sizes 6.5 - 7.75
- Moisture-wicking brow pad is easily removable for replacement or washing
- Perforated sides allow cross ventilation for maximum air circulation
- Not a hard hat



NEW
ARRIVALS

Retail: \$13.24
Qty 1: \$9.27
Qty 6: \$8.99

WEL19951WH.ERB
White Omega II® Cap

- 6-point woven nylon suspension
- Accommodates 2-point chin strap
- Slide-Lock or Mega Ratchet size adjustment for head sizes 6.5 - 8
- Moisture-wicking brow pad is easily removable for replacement or washing
- Meets the low temperature (LT) option of the Z89.1 standard
- Goggle retaining slots on suspension



NEW
ARRIVALS

Retail: \$19.16
Qty 1: \$13.41
Qty 6: \$13.01

WEL19431WH.ERB
White Americana® Vent Full Brim Cap

- New black 4-point woven nylon suspension
- Accommodates 2-point chin strap
- Slide-Lock or Mega Ratchet size adjustment for head sizes 6.5 - 8
- Moisture-wicking brow pad is easily removable for replacement or washing
- Meets the low temperature (LT) option of the Z89.1 standard
- Goggle retaining slots on suspension





NEW ARRIVALS

Polyamide/Spandex Gloves
Nitrile PU Coated Palm

- Designed for mechanical work in oily conditions
- Excellent flexibility and secure grip
- Durable polyamide and spandex blend
- Provides comfort, dexterity, and slip-resistance
- Ideal for precision tasks in challenging environments



ITEM #	Size	Retail	Qty 1	Qty 6
VE726NO10.ERB	LG (10)	\$5.43	\$3.80	\$3.69
VE726NO11.ERB	XL (11)	\$5.43	\$3.80	\$3.69



NEW ARRIVALS

Cut and Impact Resistant Gloves
High Performance Polyethylene

- PVC reinforcement on back and fingertips.
- Smooth Nitrile coating/foam Nitrile on palm and fingertips
- Embossed inside reinforcement on palm
- Kevlar® thread on all the seams
- Flexible reinforcements for better protection against impact and pinching
- Reduced discomfort at wrist during prolonged use
- Washable
- Yellow/Gray/Black



ITEM #	Size	Retail	Qty 1	Qty 6
VV910JA09.ERB	LG (9)	\$30.83	\$21.58	\$20.94
VV910JA10.ERB	XL (10)	\$30.83	\$21.58	\$20.94



NEW ARRIVALS

Cut Protection Gloves
Foam Nitrile Coating

- SOFTnocut high performance fibers
- Foam Nitrile coating on palm and fingertips
- Reinforcement between the thumb band index finger
- 15 gauge liner
- 4in. extended cuff
- Gray/Black, individually bagged



ITEM #	Size	Retail	Qty 1	Qty 6
VECUTC01GR09.ERB	LG (9)	\$11.79	\$8.25	\$8.00
VECUTC01GR10.ERB	XL (10)	\$11.79	\$8.25	\$8.00



NEW ARRIVALS

Cowhide Leather Gloves
Full Grain Leather

- Cowhide full grain leather
- American assembly
- Natural color
- All day comfort



ITEM #	Size	Retail	Qty 1	Qty 6
FBN4909.ERB	LG (9)	\$8.31	\$5.82	\$5.64
FBN4910.ERB	XL (10)	\$8.31	\$5.82	\$5.64



NEW ARRIVALS

XtremCut High Performance Gloves
Foam Nitrile Coating

- Xtremcut high performance fiber with a durable nitrile coating
- Offers Level F cut resistance and touchscreen compatibility
- Designed for precision work in oily or aqueous environments
- Provides protection, comfort, and flexibility for enhanced control in high-risk tasks



ITEM #	Size	Retail	Qty 1	Qty 6
VECUTF02GR09.ERB	LG (9)	\$20.19	\$14.13	\$13.71
VECUTF02GR10.ERB	XL (10)	\$20.19	\$14.13	\$13.71



81215.ERB
Liquid Resistant Shop Apron

- 100% nylon with 65/35 poly/cotton twill binding
- Low density 420 Denier nylon packcloth with urethane coating
- Economy loop neck, no pockets
- Long 36in. finished ties
- Reinforced stress points
- 34in. L x 26in. W



Retail: \$16.10
Qty 1: **\$10.25**



Hard Floor Chemical Cleaners

- Hard floor chemical cleaners used for finishing, revitalizing, and up-keep
- Sold by the case



ITEM#	Type	Size	Description	Application	Case Qty	Retail	Qty 1	Qty 4
12014.SHP	Chemstrip	Gallon	Floor finish emulsifier and stripper, use with or without a machine	Auto Scrubber	4	\$85.00/Case	\$71.00/Case	\$67.00/Case
11015.SHP	Polytreat	Quart	Floor revitalizer for the in.wet floorin. look, no stripping needed, compatible with all types of flooring	Electric Burnisher	12	\$124.80/Case	\$66.12/Case	\$63.48/Case
12015.SHP	Polytreat	Gallon	Floor revitalizer for the in.wet floorin. look, no stripping needed, compatible with all types of flooring	Electric Burnisher	4	\$79.40/Case	\$54.20/Case	\$52.03/Case
12020.SHP	Damp Mop	Gallon	High-concentrate, neutral pH, non-butyl cleaner, Up-keep flooring without dulling shine, lemon fragrance	Mop or Auto Scrubber	4	\$71.00/Case	\$37.40/Case	\$35.90/Case
625041SA.SHP	Spraymister 1000	Gallon	Quickly restore that in.wet floor lookin. you once had	Electric Burnisher	4	\$125.60/Case	\$71.00/Case	\$68.16/Case



Pressure Washer Chemical Cleaners

- Residential and commercial-grade pressure washing chemicals
- Sold by the case



ITEM#	Type	Size	Description	Application	Case Qty	Retail	Qty 1	Qty 4
12008.SHP	Crest	Gallon	All purpose cleaner, safe on all hard surfaces (excluding hard wood flooring)	Pressure Washer	4	\$75.00/Case	\$48.00/Case	\$46.08/Case
12009.SHP	LB-60	Gallon	Commercial-grade, for use on heavy equipment, removes black machine and food grease	Pressure Washer	4	\$71.00/Case	\$37.40/Case	\$35.90/Case
12010AR.SHP	Blitz	Gallon	Mildew remover, safe on hard wood	Low PSI Pressure Washer	4	\$71.00/Case	\$37.40/Case	\$35.90/Case



Tent Chemical Cleaners

- Powerful tent cleaning chemicals for use with or without pressure washers
- Sold by the case



ITEM#	Type	Size	Description	Application	Case Qty	Retail	Qty 1	Qty 4
12018.SHP	Citro T87	Gallon	Adhesive remover	No Machine	1	\$94.50/Case	\$81.90/Case	\$81.90/Case
12011.SHP	Tent Cleaner	Gallon	General cleaner	Pressure Washer	4	\$79.80/Case	\$54.20/Case	\$52.03/Case
12010T.SHP	Blitz - Tent	Gallon	Mildew remover	No Machine	4	\$79.80/Case	\$54.20/Case	\$52.03/Case



Carpet Chemical Cleaners

- Powerful carpet cleaning chemicals for use with and without carpet extractors
- Sold by the case



ITEM#	Type	Size	Description	Application	Case Qty	Retail	Qty 1	Qty 4
11001.SHP	Marvel	Quart	All-in-one cleaner: Release dirt & oil, defoaming agent, fragrance	Carpet Extractors	12	\$124.20/Case	\$60/Case	\$57.60/Case
13001.SHP	Marvel	1/2 Gallon	All-in-one cleaner: Release dirt & oil, defoaming agent, fragrance	Carpet Extractors	6	\$87.90/Case	\$41.44/Case	\$40.20/Case
12001.SHP	Marvel	Gallon	All-in-one cleaner: Release dirt & oil, defoaming agent, fragrance	Carpet Extractors	4	\$104.60/Case	\$52.00/Case	\$49.92/Case
11002.SHP	Pre-Clean	Quart	Heavy-traffic area cleaner: eliminate deep stains, must rinse clean	Without Machine	12	\$112.20/Case	\$63.10/Case	\$60.00/Case
16003.SHP	Spotter	Aerosol Can	Petroleum based stain eliminator: remove grease, makeup, etc.	Without Machine	12	\$238.20/Case	\$124.80/Case	\$119.81/Case
18005X.SHP	Urine RX	Pint	High odor areas: eliminates fats, proteins, and cellulose	Without Machine	12	\$112.20/Case	\$67.50/Case	\$67.50/Case
11005X.SHP	Urine RX	Quart	High odor areas: eliminates fats, proteins, and cellulose	Without Machine	12	\$157.56/Case	\$85.08/Case	\$81.68/Case
17007.SHP	Juice Buster	Pint	Stain remover: remove food spills and dyes	Without Machine	12	\$137.40/Case	\$68.64/Case	\$65.89/Case



Orange Goop Multi-Purpose Hand Cleaner

- Citrus solvent made with or without fine American pumice scrubbers
- Helps get dirt, grease, paint, ink, tar, and much more out from under nails, yet keeps hands soft
- Non-toxic and biodegradable
- Removes dirt and grime from hands or face, and cleans leather, vinyl, woodwork, tile floors, and more
- Use in kitchens, garages, bathrooms, and anywhere that needs tough cleaning power
- Made in the USA



ITEM#	Description	Case Qty	Retail	Qty 1	Qty 4
44.GOOP	16 oz Orange Goop (No Pumice) Squeeze Bottle	12	\$47.76/Case	\$33.48/Case	\$32.14/Case
549.GOOP	16 oz Orange Goop (With Pumice) Squeeze Bottle	12	\$47.76/Case	\$33.48/Case	\$32.14/Case
46.GOOP	Gallon Orange Goop with Pump and Pumice	4	\$56.00/Case	\$48.56/Case	\$46.62/Case
950.GOOP	Orange Goop Ruff Towel, 72 Count	6	\$101.94/Case	\$68.58/Case	\$65.84/Case



Storm Multi-Purpose Cleaner

- Multi-surface application
- Great for cleaning heavily soiled finished floors
- Free-rinsing, non-dulling and low foam
- Removes soap scum from walls, sinks, tubs, and more
- Slip-resistant - UL-classified
- Gallon, **Sold in Cases - Qty 4/Case**



ITEM#	Size	Retail	Qty 1	Qty 4
201950002	Gallon, Sold in case of 4	\$37.76/Case	\$25.25/Case	\$24.50/Case



Blue Concentrate Cleaner/Degreaser

- Mild pH (9.1 in dilution) - great for cleaning heavily soiled finished floors
- Free-rinsing, non-dulling and low foam
- Excellent for neutralizing ice melt residue prior to recoating
- Removes soap scum from walls, sinks, tubs, and more
- Slip-resistant - UL-classified
- Gallon, **Sold in Cases - Qty 4/Case**



ITEM#	Size	Retail	Qty 1	Qty 4
201950004	Gallon, Sold in case of 4	\$64/Case	\$41.40/Case	\$39.74/Case



NITRILE-L/NITRILE-XL Latex-Free Gloves

- Non-sterile, Latex-free and powder-free
- Ambidextrous
- Textured finger tips
- Beaded cuff made of 100% Synthetic Nitrile
- Offers good water and oil resistance, chemical resistance, and grip
- **Packed 100 per box**



ITEM#	Size	Retail	SPECIAL
NITRILE-L	Large	\$19.99	\$14
NITRILE-XL	Extra-Large	\$19.99	\$14



32 oz Bottle w/Spray Trigger

- For use with Essential Cleaners



ITEM#	Description	Retail	SPECIAL
20195001	32 oz Spray Bottle	\$5.00	\$2.75



Retail: \$39.99
Qty 1: \$27.99
Qty 4: \$27.15



75359
 Lever Handle Grease Gun

- Lightweight, noncorroding aluminum cylinder for comfortable daily use
- 14-oz. capacity
- Can use grease cartridges or bulk loading
- Zinc-plated steel lever handle has ergonomic grip
- Up to 10,000 PSI
- Delivers 1oz/28 strokes



Retail: \$44.99
Qty 1: \$31.49
Qty 4: \$30.55



75479
 Pistol Grip Grease Gun

- Lightweight, noncorroding aluminum cylinder for comfortable daily use
- 14-oz. capacity
- Can use grease cartridges or bulk loading
- Front and top discharge ports and 18 in. flexible hose for better access to hard-to-reach fittings
- Up to 5,000 PSI
- Delivers 1oz/56 strokes



Retail: \$59.99
QTY 1: \$35.99
QTY 4: \$34.91



41368
 Bolt Cutters

- Ideal for job sites, farms, and ranches
- 1in. jaw opening
- 36in. handles
- High quality steel with heat treated jaws for durability



Retail: \$22.99
Qty 1: \$16.09
Qty 4: \$15.61



43981
 Digital Pocket Multimeter

- Checks resistors: 200 ohms, 2K ohms, 20K ohms, 200K ohms and 2M ohms, and also tests leads and battery
- DCV: ±5.5%, ACV: ±1.2%, DCA: ±1.0%, OHM: ±1.0%
- Easy-to-read digital readout
- Surge voltage protection for safety
- Protected by a rubber cover
- Requires 9V battery



Retail: \$49.99
Qty 1: \$40.00



38993
 Infrared 8:1 Thermometer

- Performs safe, quick, basic temperature checks in automotive applications without any contact.
- LCD screen features blue backlight for easy reading
- Works in -20° to +520°C/-4° to +968°F temperature range
- Accuracy: ±2°C (±3°F) or 2% reading
- Work distance is 8 times the diameter of the target
- Uses 9V battery



Retail: \$74.99
SPECIAL: \$49.00

W89729.PER
 Performance Tool Leak Down Test Kit

- Quickly diagnoses internal engine problems like bad rings, valves, and leaking head gaskets
- More accurate than standard compression tests
- Dual 2-1/2 in. gauges have chrome bezels and rugged protective outer boots
- Compression gauge reads 0-140psi and 0-10 bar. Leakage gauge reads 0-100 percent
- Pressure-regulated manifold, with quick couplers, 24 in. long 14mm flex hose
- Also includes 10mm, 12mm, and 18mm thread adapters for most gas engine applications
- Includes blow-molded storage case with removable lid



Retail: \$72.99
Qty 1: \$53.73



22370002
 Mechanics Stool

- 14in. dia. x 2 5/8in. thick high-density, foam-padded seat top swivels a full 360 degree to provide easy access from any angle
- Moves smoothly on five 3in. ball bearing swivel casters, 2 with brake
- Heavy-duty polished chrome frame adds style with durability
- Heavy-duty 16.9in. dia. base



Retail: \$24.99
Qty 1: \$17.49
Qty 4: \$16.97



62117
 Anti-Fatigue Mat


- High-quality EVA foam construction
- Provides 1/4in. cushioning barrier against hard surfaces
- Durable, non-skid, and water resistant
- Black with diamond plate pattern
- Ideal for home fitness rooms, garages and work rooms
- 7-11/16 ft. x 3-13/16 ft.



KLUTCH.

Flex Head Torque Wrenches

- Flexible head to get into tight spaces
- Pull adjustment collar provides easy torque setting
- SAE and metric torque settings
- Includes plastic storage case



ITEM #	Length	Drive	Torque Range	Retail	Qty 1	Qty 4
61224	19.625	3/8in.	100 ft.-lbs.	\$149.99	\$97.49	\$94.60
61226	24.75	1/2in.	250 ft.-lbs.	\$169.99	\$110.49	\$107.20

KLUTCH.

Drive Socket Sets

- Chrome vanadium steel construction
- Surface Drive® technology grabs fasteners on their sides instead of corners, allowing higher torque without stripping the corners
- 9 standard 6-pt. sockets
- 6 deep well 6-pt. sockets
- Quick-release ratchet handle
- Blow-molded plastic case



ITEM #	Size	Drive	Retail	Qty 1	Qty 4
41238	Metric	3/8in.	\$39.99	\$25.99	\$25.20
41239	SAE	3/8in.	\$34.99	\$22.74	\$22.10

KLUTCH.

Retail: \$89.99
Qty 1: \$58.50
Qty 4: \$56.70



52312 Extra-Long Ratchet Set

- Extra-long design for easier access to confined areas
- 36-tooth ratchet for fast performance
- Less than 10° sweep for use in tight spots
- Chrome vanadium steel construction
- 1/4in. drive x 11-1/4in. ratchet
- 3/8in. drive x 17-1/2in. ratchet
- 1/2in. drive x 24in. ratchet

KLUTCH.

Flex Ratchet Wrench Sets



- Flex head allows user to reach tight areas
- 72 fine tooth ratchet design for fast action
- Less than 5° sweep for use in tight spots
- Chrome vanadium steel

ITEM #	Size	Pieces	Retail	Qty 1	Qty 4
32277	SAE 1/4in. - 1in.	13	\$179.99	\$125.99	\$122.21
32278	Metric 8mm-19mm	12	\$159.99	\$113.50	\$103.99

KLUTCH.

Retail: \$119.99
Qty 1: \$77.99
Qty 4: \$75.70



63859 Combination Tap & Die Set

- Standard (SAE)/Metric
- Heat-treated, hardened alloy steel construction
- 75-piece set includes: 34 taps, 34 dies, 1 ratchet handle, 1 2-pc. T-handle tap wrench, 1 hex die adapter, 1 hex key, 1 screwdriver, and 2 screw pitch gauges
- Metal storage case

KLUTCH.

Retail: 49.99
Qty 1: \$32.49
Qty 4: \$31.50



41496 Extra-Long Extension Bar Set

- 1/2in. drive
- Chrome-plated carbon steel resists corrosion
- Extra long for easy access to confined areas
- Includes 18in., 24in. and 30in. extension bars

KLUTCH.

Retail: \$11.99
Qty 1: \$7.19
Qty 4: \$6.97

62336 Oil Filter Pliers

- Equipped with sharp, aggressive teeth that grip tightly onto the oil filter casing, ensuring a secure, non-slip hold
- Handles can be adjusted to operate in three different positions
- Built-in safety button locks the pliers in the chosen position
- Capable of accommodating oil filters ranging in size from 1-7/8 inches to 4 inches in diameter
- 12in. long handles



KLUTCH.



Retail: \$24.99
Qty 1: \$16.24
Qty 4: \$15.80

253988

Torx Screwdriver Set

- Ideal for smaller electronics and automotive applications
- 6-pt. star-shaped tip allows for extra torque to be applied with less chance stripping the screw
- Constructed of durable SVCM chrome-plated steel with heavy-duty acetate handles
- Sizes: T10, T15, T20, T25 x 4in.

KLUTCH.



Retail: \$39.99
Qty 1: \$25.99
Qty 4: \$25.20

253984

Mechanic Grip Screwdriver Set

- Chemical-resistant acetate handles
- Fluted and contoured handles for better grip
- Color coded and marked for easy identification
- Magnetic blade tips
- 12-piece set includes 5 slotted screwdrivers, 5 phillips screwdrivers, 1 offset screwdriver and 1 pocket screwdriver

KLUTCH.



Retail: \$29.99
Qty 1: \$19.49
Qty 4: \$18.90

253982

19-in-1 Interchangeable Ratcheting Screwdriver Set

- An assortment of steel drivers for a variety of repairs throughout the house, yard and garage
- Ratcheting driver with 7/16in. nut
- 5/16in. x 1/4in. shank nut driver
- 8 double-end bits
- Polypropylene TPV rubber handle on the ratcheting driver

KLUTCH.



Retail: \$24.99
Qty 1: \$16.24
Qty 4: \$15.80

253956

Precision Torx Screwdriver Set

- Shank and head are made of alloy steel with a stain chrome finish
- HPV rubber handle for comfortable grip
- Set includes sizes: T5 x 2-1/2in., T6 x 2-1/2in., T7 x 2-1/2in., T8 x 2-1/2in., T9 x 2-1/2in. and T10 x 2-1/2in.

iron ton.

Retail: \$5.99
Qty 1: \$4.19
Qty 4: \$4.07



5038251

Multi-Purpose Towels - 6Pk

- Rag wipe towels are extremely supple, and feature absorbent microfiber to tackle even the dirtiest clean-up jobs
- Long fibers trap dirt and dust
- Ideal for auto and home use
- Each measure 12 in. x 12 in
- Washable and reusable

iron ton.

Retail: \$3.99
Qty 1: \$2.79
Qty 4: \$2.71



5038286

Multi-Purpose Towels - 4Pk

- Rag wipe towels are extremely supple, and feature absorbent microfiber to tackle even the dirtiest clean-up jobs
- Long fibers trap dirt and dust
- Ideal for auto and home use
- Each measure 12 in. x 12 in
- Washable and reusable

SELLARS.

Retail: \$101.94/Case
Qty 1: \$80.00/Case
Qty 4: \$77.60/Case



143586

Disposable Shop Towels

- Strong, absorbant and soft
- Multi-purpose
- Made with 25% recycled fibers
- Sold in cases of 6

TOOLS & SUPPLIES

SHOP TOOLS & SUPPLIES

CORE DRILL BITS, BLADES, & GRINDER TOOLING

GNE offers an extensive range of cutting-edge core drill bits, saw blades and grinder tooling that meet the most demanding challenges. These products deliver superior precision, ensuring exceptional results on every project.



CORE DRILL BITS



- PREMIUM CORE BITS
- FITS VIRGINIA ABRASIVES CORE DRILLS

- REINFORCED CORE BITS
- FITS NORTON CLIPPER CORE DRILLS

FLOOR GRINDER TOOLS



- CONCRETE SCRAPERS
- TUNGSTEN CARBIDE ABRASIVES
- GRINDING HEADS
- CUBOIDS
- HEXAGONS
- ARROWS & STARS
- DOTS
- DIAMOND



ANGLE GRINDER TOOLS



- GRINDING CUPS
- ZIRCONIA DISCS
- TUNGSTEN CARBIDE DISC
- RESIN FIBER
- BONDED ABRASIVE WHEELS
- DISCS FOR METAL
- WIRE CUP BRUSHES

CONCRETE SAW BLADES




- GENERAL PURPOSE
- MULTI-PURPOSE
- WET/DRY
- MARBLE/CERAMIC
- GRANITE/MARBLE



- GENERAL PURPOSE
- ASPHALT & CONCRETE



CONCRETE SAW BLADES



- ASPHALT/GREEN
- MULTI-PURPOSE
- CONCRETE/MASONRY
- FITS BRAVE CONCRETE CUTTERS

FLOOR STRIPPER BLADES



- STRAIGHT
- CEMENT ONLY
- WOOD ONLY
- FITS BRAVE FLOOR STRIPPERS

POWER TROWEL BLADES



- COMBO BLADE SETS

SCAN THE CORRESPONDING QR CODE OR VISIT WWW.GNEDI.COM to see the full product offering & to order.



Freeze Your Nuts Off Penetrating Lubricant

- Immediately freezes and shrinks seized and corroded nuts, bolts, pins, hinges, and studs, allowing the lubricant to penetrate and loosen the toughest applications
- For use in demanding applications including rusted manifold bolts, exhaust flanges, and more
- 360 degree spray valve allows for use in any position
- 9 oz aerosol can
- Sold in Cases - Qty 12/Case



**FREEZE YOUR
NUTS™ OFF**



ITEM#	Retail	Qty 1	Qty 4
ACFYNO-492545.BULL	\$239.76/Case	\$189.60/Case	\$182.02/Case



Motor Treatment Cleaner & Lubricant

- Helps clean, lubricate, control moisture and stabilize fuel for up to 2 years
- Cleans intake valves and chamber deposits
- Lubricates upper cylinders
- Works in gas and diesel applications
- Can be added to fuel tank or to crank case
- For all motor oils, conventional and synthetic
- SF000016: 16 oz aerosol can, sold in case of 24
- SF000128: 1 gallon can, sold in case of 4



Visit our Shop Supplies website page to see our full line of fuel treatments, lubricants, degreasers, and more.

SCAN HERE



ITEM#	Retail	Qty 1	Qty 4
SF000016	\$200.00/Case	\$200.00/Case	\$194.00/Case
SF000128	\$280.00/Case	\$203.29/Case	\$195.16/Case



Multi-Purpose Lithium Grease

- Economical multi-purpose grease with extreme pressure performance and a lithium/calcium mixed base thickener
- Suitable for normal temperature/speed conditions and service in contaminating environments
- Use for general applications
- 14oz, Sold in Cases - Qty 10/Case

ITEM#	Retail	Qty 1	Qty 4
PR127613	\$41.30/Case	\$27.50/Case	\$26.40/Case



Red High Temp Lithium Grease

- High temp wheel bearing grease that is fully additive treated, rust and oxidation inhibited, and water soluble
- Suitable for use with a variety of severe duty automotive, trucking, industrial, mining and construction equipment
- Use for general applications
- 14oz, Sold in Cases - Qty 10/Case

ITEM#	Retail	Qty 1	Qty 4
PR127644	\$56.70/Case	\$36.30/Case	\$34.85/Case



Super Concrete Dissolver

- A liquid compound specifically formulated to dissolve built up cement on tools and equipment
- Removes all types of cement, concrete, mortar, grout, and stucco, plus mineral deposits
- Safe to use on metals, equipment, wood, glass, or painted surfaces
- 100% biodegradable, non-corrosive, and odorless
- **Sold in cases**



ITEM#	Description	Retail/Case	Qty 1/ Case	Qty 4/ Case
LDISC-1028-22.BULL	22 oz Spray Bottle / (12)	\$239.76	\$188.28	\$180.75
LDIS-1028-1-G.BULL	1 Gallon / (4)	\$289.52	\$165.44	\$158.82
LDISG-005.BULL	5 Gallon / (1)	\$361.88	\$206.79	\$198.52



Super Concrete Shield

- A heavy duty release agent designed to help protect and keep trucks and equipment clean and looking like new
- Easy to apply and durable
- Protects from rust, corrosion, and oxidation
- Non-corrosive and biodegradable
- **Sold in cases**



ITEM#	Description	Retail/Case	Qty 1/ Case	Qty 4/ Case
LSHIE-22.BULL	22 oz Spray Bottle / (12)	\$239.76	\$222.48	\$213.58
LSHIE-1GAL.BULL	1 Gallon / (4)	\$329.52	\$188.28	\$180.75
LSHIE-005.BULL	5 Gallon / (1)	\$411.88	\$235.35	\$225.94



Orange Tar & Asphalt Remover

- Contains 70% d-Limonene, making it one of the most powerful aerosol cleaners available
- Sprays on as a liquid but sets up as a thick, clinging gel - ideal for use on vertical surfaces
- Use for maximum cleaning on roofing tools, wood, construction equipment, trucks & busses, masonry, brick, stone, concrete floors, transmissions, and more
- 14 oz aerosol can
- **Sold in Cases - Qty 12/Case**



ITEM#	Description	Retail	Qty 1	Qty 4
18378.BULL	14 oz Aerosol Can	\$238.56/Case	\$203.64/Case	\$195.49/Case



Retail: \$35.94/case
Qty 1: \$19.80/case
Qty 4: \$19.01/case

MAG61648 Conventional 10W-30 Motor Oil

- 1 Quart
- **Sold in Cases - Qty 6/Case**
- Formulated for older vehicles and/or high-temperature climates, if thicker oil is preferred



Retail: \$30.36/case
Qty 1: \$20.76/case
Qty 4: \$19.93/case

MAG00900 Automatic Transmission Fluid

- 1 Quart
- **Sold in Cases - Qty 6/Case**
- Extends transmission life and smooth operation of Ford and General Motors vehicles where a DEXRON III / MERCON® fluid is specified
- Also recommended for all transmissions requiring DEXRON® II OR IIE, or Type A transmission fluids



Retail: \$18.60/case
Qty 1: \$11.40/case
Qty 4: \$10.94/case

MAG63119 Synthetic Universal 2-Cycle

- 2.6 Ounces
- **Sold in Cases - Qty 12/Case**



Retail: \$64.92/case
Qty 1: \$24.00/case
Qty 4: \$23.04/case

MAG00820 80W-90 Gear Oil

- 1 Quart
- **Sold in Cases - Qty 6/Case**
- Suitable for extreme pressure applications including conventional differentials, gear boxes, limited slip rear axles, and more



Retail: \$34.20/case
Qty 1: \$15.60/case
Qty 4: \$14.98/case

MAG60694 Pressure Washer Pump Oil

- 1 Quart
- **Sold in Cases - Qty 6/Case**
- Multi-purpose pump lubricant that resists foaming and aeration
- Protects against rust and oxidation





Retail: \$56.46/case
 Qty 1: \$20.40/case
 Qty 4: \$19.58/case

MAG00609
 Marine TC-W3 2-Cycle

- 1 Quart
- **Sold in Cases - Qty 6/Case**
- For use with 2-cycle engines
- Suitable for use with chain saws, garden equipment, marine, motorcycles, & snowmobiles



Bar & Chain Oil
 For Chain Saws

- For Chain Saws
- **Qt sold in Case of 6; Gal sold in Case of 3**

ITEM#	Size	Retail	Qty 1	Qty 4
MAG69258	1 Qt	\$42.66	\$14.40	\$13.82
MAG62456	1 Gal	\$72.69	\$32.10	\$30.82

*Priced per case



Retail: \$68.91/case
 Qty 1: \$28.80/case
 Qty 4: \$27.65/case

MAG60681
 Universal Tractor Hydraulic Fluid

- 1 Gallon
- **Sold in Cases - Qty 3/Case**
- Recommended for farm equipment with transmission final drives, wet brakes, clutches, and hydraulics supplied from a common reservoir



MAG00414
 Carb & Choke Cleaner

- 11 Ounces
- Cannot be sold in low VOC States
- Non-Chlorinated Formula
- **Sold in Cases - Qty 12/Case**



Retail: \$57.60/case
 Qty 1: \$36.00/case
 Qty 4: \$34.56/case



Retail: \$59.88/case
 Qty 1: \$33.60/case
 Qty 4: \$32.26/case

MAG02409
 Brake Cleaner

- 15 Ounces
- Non-Chlorinated Formula
- **Sold in Cases - Qty 12/Case**



MAG00147
 Super Concentrated Fuel Injector Cleaner

- 12 Ounces
- **Sold in Cases - Qty 12/Case**



Retail: \$42.24/case
 Qty 1: \$19.20/case
 Qty 4: \$18.43/case



Retail: \$85.80/case
 Qty 1: \$64.80/case
 Qty 4: \$62.21/case

MAG00445
 Electric Motor Oil

- 14.5 oz
- **Sold in Cases - Qty 12/Case**
- Specially blended formula that quickly dissolves and removes tough buildups
- Cleans electrical contacts on various ignition components



MAG00440
 Silicone Spray

- 10.5 oz
- **Sold in Cases - Qty 12/Case**
- Specially blended formula that lubricates and waterproofs for superior protection
- Stops freezing of car doors, locks, and trunk lids
- Safe to use on metal, glass, rubber or plastic



Retail: \$81.60/case
 Qty 1: \$60.00/case
 Qty 4: \$57.60/case

GREAT NORTHERN EQUIPMENT

20195 S. Diamond Lake Rd, Ste. 100

Rogers, MN 55374

(800) 822-0295



**USE PROMO CODE:
ARA WHEN ORDERING**

Valid 12/1/24 - 03/31/25



*PRICING/TYPOGRAPHICAL ERRORS: GNE reserves the right to correct any typographical or pricing errors on any/all print/electronic media. Prices are subject to change without notice. TERMS: Discount terms cannot be paid for by credit/debit card. AVAILABILITY: HOT BUY Prices are only valid while supplies last. QUALIFYING ORDERS: Unit quantity discounts to receive freight and term incentives is restricted to qualifying units. For questions, please contact our Inside Sales Team at 800-822-0295 Please note, if your order has Extraordinary delivery requirements it may necessitate an additional shipping fee. Island, mountain, and rural/ remote location deliveries are subject to longer delivery times than normal, and additional fees and possible cancellation when outside our delivery zone.



GREAT NORTHERN EQUIPMENT
20195 S. Diamond Lake Rd, Ste. 100
Rogers, MN 55374
(800) 822-0295

